

 **pulsar**  
**200NS** BS IV

**AS 200**



 **pulsar**  
**200NS** BS IV

**AS 200**

**Bajaj Auto Limited**  
Akurdi Pune 411 035 India  
Tel +91 20 27472851  
Fax +91 20 27407385  
[www.bajajauto.com](http://www.bajajauto.com)

# Spare Parts Catalogue



## Notice

---

All information contained in this manual is based on the latest product information at the time of publication. Bajaj Auto Limited accepts no liability for any inaccuracies or omissions in this publication, although every possible care has been taken to make it as complete and accurate as possible. All procedures and specifications subject to change without prior notice. The right is reserved to make such changes at any time without prior notice and without incurring an obligation to make such changes to product manufactured previously. Contact your authorized Bajaj Dealer for the latest information on product improvements incorporated after this manual was issued.

**DOC. NO.: 71112198**

**REV. 17 APR 19**

Copy rights : All rights reserved. No part of this publicatin may be reproduced, stored in a retrival system, Or transmitted in any form or by any means, electronic mechanical photocopying, recording or otherwise, without the prior written permission of Bajaj Auto LTD.

---

## Foreword



We have pleasure in presenting the Spare Parts Catalogue for 'Pulsar AS 200 / 200 NS BS IV' Motorcycle. This catalogue has been specially designed to assist you in selecting the correct parts for procurement to maintain 100% availability.

The Bajaj spares are subjected to the stringent quality control standards to ensure longer life of the vehicle. It is therefore necessary that only the Genuine Bajaj Spares are used.

In a continual effort to improve Performance and Efficiency of the vehicles, Specifications, Diagrams, Illustrations and Part Numbers can change without notice. Consequently, the description in this Spare Parts Catalogue cannot therefore be final and binding on us.

The modifications / alterations which are carried out after the issue of this catalogue, will be conveyed to you through our Service Circulars. You are requested to make necessary corrections in the Parts Catalogue as per the circulars so as to keep your catalogue up-to-date. This will ensure the appropriate and speedy delivery of the Spare Parts as the order placed will bear the latest part numbers.

In case, if you need any technical assistance contact the concerned Regional Office or write to us on the following address :

**Bajaj Auto Limited**  
**Service Department**  
Akurdi, Pune 411 035 India

## Instructions



**1. How to Read the Catalogue :** Open the catalogue and from the pictorial index locate the group in which the part you want to find is present. Turn over to the concerned page number (as given by pictorial index). Now find out the figure of the part you wish to order. Write down the part number against that particular figure number from the text.

In case, if you have the part number and you need the other details, the part index can be used. The part index (at the end of the catalogue) will give you the figure and page number of the part you wish to order.

**2. How to Order Spare Parts :** The part number and the description of the part required should be invariably mentioned in the order as per the catalogue text.

The latest part number as conveyed through our service circulars should only appear on the order. In case of ordering painted components, colour shade of the components should be mentioned.

The quantity shown against the part number is the quantity per vehicle for that group so that particular quantity should be multiplied by the number of sets required.

**3. Part Number System :** We have used 8 digit system for part numbers. The model or hardware item is indicated by first two digits or alphanumeric, the next two or four digits indicate main group and the last four or two digits indicate serial number in main group or serial number or subgroup of fastener respectively. Thus the part numbers will be indicated by 2-2-4 or 2-4-2 digit system. Understanding this system will enable you to identify the spare parts easily.

**4. Abbreviations :** The following abbreviations are used in this catalogue.

|        |                 |       |             |
|--------|-----------------|-------|-------------|
| Assly  | Assembly        | V     | Volts       |
| N.I.   | Not illustrated | W     | Watts       |
| C'case | Crankcase       | Accl. | Accelerator |
| Cyl    | Cylinder        | Comp. | Complete    |
| O/s    | Over size       | Fr.   | Front       |
| Rr.    | Rear            | Std.  | Standard    |
| L      | Length          | A/t.  | Alternate   |
| R.H.   | Right hand      | L.H.  | Left hand   |
| Hex.   | Hexagonal       | AR    | As required |

Revision No. &  
Change Details



| REV. NO.,<br>MM YY | PART<br>NUMBER | SHORT DESCRIPTION                 | QTY. | SR.<br>NO. | PAGE<br>NO. | A: Add<br>D: Delete<br>C: Change | Reason for change             |  |
|--------------------|----------------|-----------------------------------|------|------------|-------------|----------------------------------|-------------------------------|--|
| 01 JUN 15          | KAEQ0640       | Bolt Flanged L-40                 | 10   | 20         | 22          | A                                |                               |  |
|                    | LAD00081       | Bolt Flanged L-60                 | 4    | 21         | 22          | A                                |                               |  |
|                    | JL181440       | Cowl Radiator                     | 1    | 1          | 28          | A                                |                               |  |
|                    | JG601230       | Expansion Tank O-ring             | 1    | 31         | 30          | A                                |                               |  |
|                    | DT541212       | Assly CI Cover                    | 1    | 1          | 32          | C                                |                               |  |
|                    | JL541243       | Magneto Cover                     | 1    | 1          | 34          | C                                |                               |  |
|                    | JL232604       | Cover Seat Lock                   | 1    | 12         | 48          | A                                |                               |  |
|                    | JL181436       | Under Tray                        | 1    | 20         | 60          | A                                |                               |  |
|                    | LBU00023       | Screw                             | 2    | 21         | 60          | A                                |                               |  |
|                    | JL113835       | Hose Clamp                        | 1    | 16         | 68          | A                                |                               |  |
|                    | JL151053       | Hook Clutch Cable                 | 1    | 24         | 80          | A                                |                               |  |
|                    | JL151054       | Hook Throttle Cable               | 1    | 25         | 80          | A                                |                               |  |
|                    | LADA0610       | Flanged Bolt                      | 2    | 26         | 80          | C                                |                               |  |
|                    | JL171823       | Add-on Bkt LH                     | 1    | 28         | 90          | A                                |                               |  |
|                    | JL171824       | Add-on Bkt RH                     | 1    | 29         | 90          | A                                |                               |  |
|                    | DT181010       | Bolt Socket                       | 2    | 16         | 96          | C                                |                               |  |
|                    | JL181455       | Square Insert                     | 4    | 17         | 96          | A                                |                               |  |
|                    | DT161203       | Cable Clutch                      | 1    | 2          | 98          | A                                |                               |  |
|                    | JL233154       | Decal Adventure                   | 2    | 12         | 126         | D                                | JL233153 to be used.          |  |
| 02 SEP 15          | DK201043       | Head Lamp Bulb                    | 2    | 9          | 104         | C                                | In place of Ec401030          |  |
|                    | JL161207       | Clutch Cable                      | 1    | 2          | 98          | C                                | In place of Dt161203          |  |
|                    | YJL06004       | Head Lamp w/o Bulb                | 1    | 8A         | 104         | A                                |                               |  |
|                    | YJL06003       | Wiring Harness Headlamp           | 1    | 23         | 104         | A                                |                               |  |
| 03 JUL 16          | JL181439       | Tank Cover Top Inner              | 1    | 17         | 126         | A                                |                               |  |
| 04 FEB 17          |                | Pulsar 200 NS (BS IV) parts added |      |            |             |                                  |                               |  |
| 05 APR 17          |                | Alternate Part Number Updated     |      |            |             | C                                |                               |  |
| 06 JUN 17          |                | Consumable Plate Added            |      |            | 147         | A                                | Consumable Plate Added        |  |
| 07 JUN 17          |                | Alternate part updated            |      |            |             | C                                | Alternate part number updated |  |

Revision No. &  
Change Details



| REV. NO.,<br>MM YY | PART<br>NUMBER | SHORT DESCRIPTION                 | QTY. | SR.<br>NO. | PAGE<br>NO. | A: Add<br>D: Delete<br>C: Change | Reason for change                     |
|--------------------|----------------|-----------------------------------|------|------------|-------------|----------------------------------|---------------------------------------|
| 08 JUL 17          | 36JL0135       | Kit Tank Cover Decal Ns200        | 1    | 1          | 142         | C                                |                                       |
|                    | 56JL1W3V       | Cover Magneto                     | 1    | 1          | 38          | C                                |                                       |
| 09 JUL 17          | 56JL3Y1Y       | HOLDER STEP RH SLATE GREY         | 1    | 1          | 62          | C                                | Applicable for BSIV model             |
|                    | 52JL1035       | STEP MAIN RH SLATE GREY K4        | 1    | 2          | 62          | C                                | Applicable for BSIV model             |
|                    | 56JL4J1Y       | STEP HOLDER LH SLATE GREY         | 1    | 12         | 62          | C                                | Applicable for BSIV model             |
|                    | 56JL4L1Y       | FLAP HOLDER LH SLATE GREY         | 1    | 13         | 62          | C                                | Applicable for BSIV model             |
|                    | 56JL4M1Y       | FLAP HOLDER RH SLATE GREY         | 1    | 17         | 64          | C                                | Applicable for BSIV model             |
|                    | 56JL4K1Y       | STEP HOLDER RH SLATE GREY         | 1    | 16         | 64          | C                                | Applicable for BSIV model             |
| 10 SEPT 17         |                | ABS Version Added                 |      |            |             | A                                | Pulsar NS 200 BS IV ABS Part Added    |
| 11 OCT 17          | DT 5514 09     | Clutch Assy Comp                  | 1    | 1          | 40          | C                                | Alternate part updated                |
|                    | 24 1213 65     | Float Assembly                    | 1    | 21         | 42          | C                                | Alternate part updated                |
|                    | 39 1791 04     | Bolt Flanged Small                | 1    | 5          | 62          | C                                | Alternate part updated                |
|                    | DT 1318 17     | Cyl. Assly. Master Brake Rr       | 1    | 2          | 80          | C                                | Alternate part updated                |
|                    | 39 1791 04     | Bolt Flanged                      | 1    | 6          | 82          | C                                | Alternate part updated                |
|                    | JL 1810 19     | Shroud Assembly RH                | 1    | 1          | 92          | C                                | Alternate part updated                |
|                    | JL 1710 46     | Tank Cover Side RH - Blue         | 1    | 3          | 134         | C                                | Alternate part updated                |
|                    | JL 1810 05     | Seat Cowl - Red                   | 1    | 7          | 136         | C                                | Alternate part updated                |
| 12 NOV 17          | JL 5110 80     | Assly Head Cylinder               | 1    | 4          | 6           | A                                | Service Bulletin 2017-51              |
|                    | JL 5111 12     | Sleeve Spark Plug                 | 1    | 7          | 6           | A                                | Service Bulletin 2017-51              |
|                    | KJ AC18 24     | O Ring                            | 1    | 8          | 6           | A                                | Service Bulletin 2017-51              |
|                    | JL 5112 49     | Shaft Rocker Arm                  | 1    | 6          | 8           | A                                | Service Bulletin 2017-51              |
|                    | JL 5112 54     | Plate Stopper Rocker Shaft        | 1    | 7          | 8           | A                                | Service Bulletin 2017-51              |
|                    | JL 5112 41     | Camshaft Assembly                 | 1    | 1          | 10          | A                                | Service Bulletin 2017-51              |
|                    | JL 5112 50     | Spacer Camshaft                   | 1    | 5          | 10          | A                                | Service Bulletin 2017-51              |
| 13 MAR 18          | JG 5514 55     | Friction Plate                    | 2    | 6          | 40          | A                                |                                       |
|                    | JG 5514 48     | Frication Plate                   | 4    | 6          | 40          | A                                |                                       |
| 14 MAR 18          | 36 JL01 83     | Kit saree guard RH                | 1    | 18         | 134         | A                                | Kit saree guard RH part nnumber added |
| 15 AUG 18          | 36DK0161       | Fork oil seal kit                 | 1    | 8          | 90          | C                                | Changed from DK181019                 |
|                    | 36JL0186       | Kit air fil element & cvr O ring  | 1    | 5          | 44          | C                                | Changed from JI581009                 |
| 16 JAN 19          | JL131930       | Disc Rear 4 mm Tickness           | 1    | 16         | 78          | A                                |                                       |
| 17 APR 19          |                | Yellow colour painted parts added |      |            |             |                                  |                                       |



| Plate No. | Description                      | Page No. |
|-----------|----------------------------------|----------|
| 1         | Cover Cylinder Head              | 2        |
| 2         | SAI System                       | 4        |
| 3         | Cylinder Head                    | 6        |
| 4         | Valve                            | 8        |
| 5         | Camshaft / Tensioner             | 10       |
| 6         | Cylinder and Piston              | 12       |
| 7         | Crankshaft                       | 14       |
| 8         | Transmission                     | 16       |
| 9         | Change Drum / Shift Fork         | 18       |
| 10        | Gear Change Mechanism            | 20       |
| 11        | Engine Assly / Crankcase RH      | 22 - 24  |
| 12        | Crankcase LH                     | 26       |
| 13        | Balancer Idler Gear / Water Pump | 28       |
| 14        | Oil Pump                         | 30       |
| 15        | Radiator                         | 32 - 34  |
| 16        | Cover Clutch                     | 36       |
| 17        | Cover Magneto                    | 38       |
| 18        | Clutch Assly                     | 40       |
| 19        | Carburettor                      | 42       |
| 20        | Air Cleaner Complete             | 44       |
| 21        | EVAP Mechanism                   | 46       |
| 22        | Silencer Assly                   | 48       |
| 23        | Starter Assly                    | 50       |
| 24        | Magneto, C.D.I. & H.T. Coil      | 52       |
| 25        | Seat Assly / Seat Lock           | 54       |
| 26        | Engine Mountings                 | 56       |
| 27        | Frame and Frame Fitting          | 58       |
| 28        | Swing Arm / Rear Shock Absorber  | 60       |
| 29        | Pillion Foot Rest / Holder       | 62 - 64  |
| 30        | Mudguard- Front & Rear           | 66       |
| 31        | Stand Assembly                   | 68       |
| 32        | Tube / Tyre / Rim                | 70       |
| 33        | Front Hub                        | 72       |

| Plate No. | Description                                       | Page No.  |
|-----------|---|-----------|
| 34        | Front Master Cylinder                             | 74        |
| 35        | Front Disc Brake                                  | 76        |
| 36        | Rear Hub  | 78        |
| 37        | Rear Disc Brake System                            | 80        |
| 38        | Rear Brake Pedal                                  | 82        |
| 39        | Anti Lock Brake System                            | 84        |
| 40        | Handle Bar Assly                                  | 86 - 88   |
| 41        | Front Fork  | 90 - 92   |
| 42        | Radiator Covers                                   | 94        |
| 43        | Petrol Tank, Cap Tank & Gauge Fuel                | 96 - 98   |
| 44        | Fittings - Petrol Tank, Side Cover & Cover Seat   | 100 - 102 |
| 45        | Fittings - Fairing & Tank Cover - Pulsar 200 AS   | 104 - 106 |
| 46        | Fittings - Side Cover & Seat Cowl - Pulsar 200 AS | 108       |
| 47        | Meter Assly.                                      | 110       |
| 48        | Control Cables                                    | 112       |
| 49        | Chain Case & Under Belly Pan                      | 114       |
| 50        | Head Lamp & Fairing - Pulsar 200 NS               | 116 - 118 |
| 51        | Head Lamp & Fairing Structure - Pulsar 200 AS     | 120       |
| 52        | Indicator Light Assly.                            | 122       |
| 53        | Number Plate, Tail Lamp Assly - Pulsar 200 NS     | 124       |
| 54        | Number Plate, Tail Lamp Assly - Pulsar 200 AS     | 126       |
| 55        | Electrical Equipments                             | 128 - 130 |
| 56        | Tool Kit  | 132       |
| 57        | Accessories / Grab Handle                         | 134       |
| 58        | Painted Parts and Decals - Pulsar 200 NS          | 136 - 138 |
| 59        | Painted Parts and Decals - Pulsar 200 NS BS IV    | 140 - 144 |
| 60        | Painted Parts and Decals - Pulsar AS 200          | 146 - 148 |
| 61        | Consumable Parts                                  | 150 - 152 |
|           | Kits List   | 153 - 156 |
|           | Amendment Sheet (Parts Added)                     | 157       |
|           | Amendment Sheet (Parts Deleted)                   | 158       |
|           | Part Index  | 159 - 178 |

PLATE NO. : 1  
COVER CYLINDER HEAD

PAGE NO.  
1



PLATE NO. : 2  
SAI SYSTEM

PAGE NO.  
3

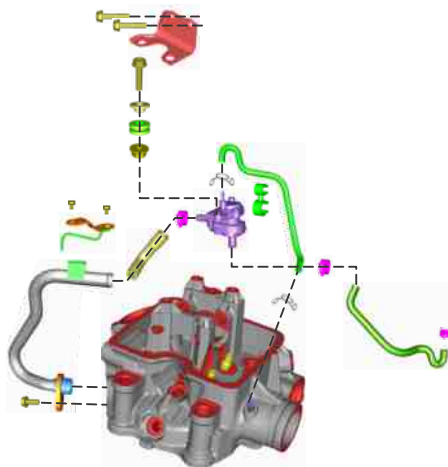


PLATE NO. : 3  
CYLINDER HEAD

PAGE NO.  
5

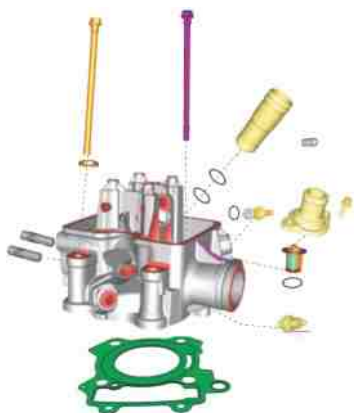


PLATE NO. : 4  
VALVE

PAGE NO.  
7



PLATE NO. : 5  
CAMSHAFT / TENSIONER

PAGE NO.  
9



PLATE NO. : 6  
CYLINDER & PISTON

PAGE NO.  
11

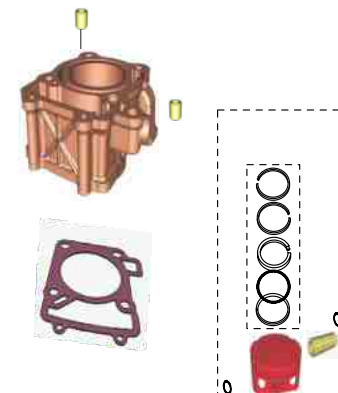


PLATE NO. : 7  
CRANKSHAFT

PAGE NO.  
13


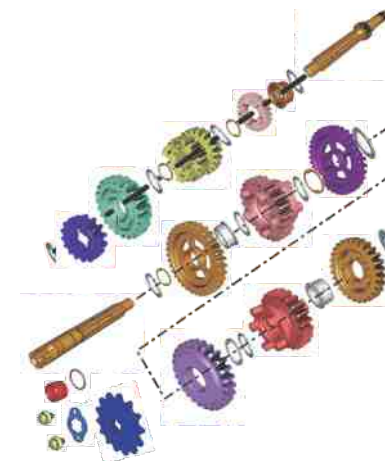


PLATE NO. : 8  
TRANSMISSION

PAGE NO.  
15



# Pictorial Index

PLATE NO. : 9  
CHANGE DRUM / SHIFT FORK

PAGE NO.  
17




PLATE NO. : 10  
GEAR CHANGE MECHANISM

PAGE NO.  
19



PLATE NO. : 11  
ENGINE ASSLY & CRANKCASE RH

PAGE NO.  
21 - 23

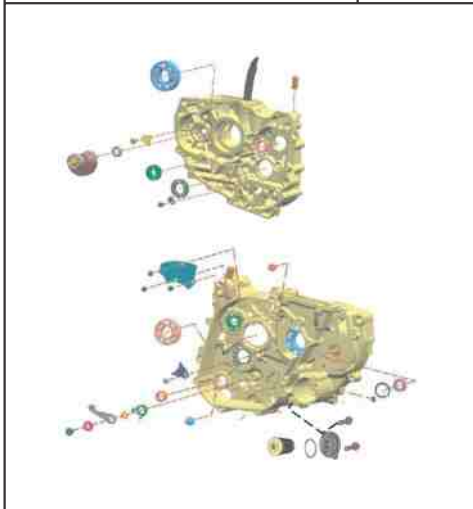
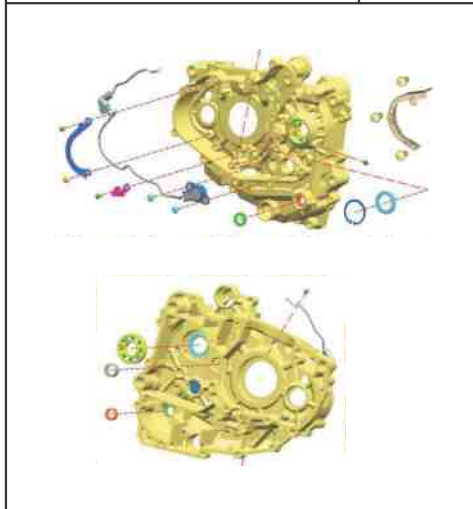


PLATE NO. : 12  
CRANKCASE LH

PAGE NO.  
25



# Pictorial Index

PLATE NO. : 13  
BALANCER IDLER GEAR/WATER PUMP

PAGE NO.  
27

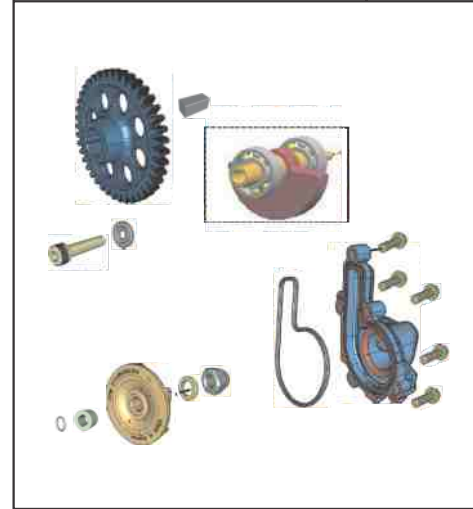


PLATE NO. : 14  
OIL PUMP

PAGE NO.  
29

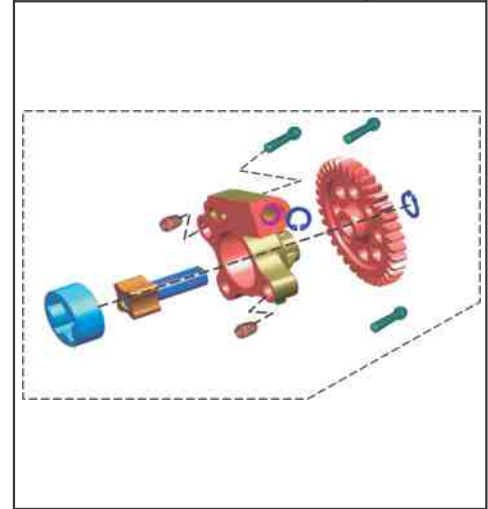


PLATE NO. : 15  
RADIATOR

PAGE NO.  
31 - 33



PLATE NO. : 16  
COVER CLUTCH

PAGE NO.  
35




PLATE NO. : 17  
COVER MAGNETO

PAGE NO.  
37

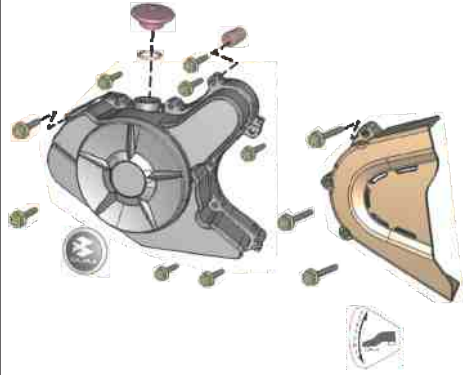


PLATE NO. : 18  
CLUTCH ASSEMBLY

PAGE NO.  
39

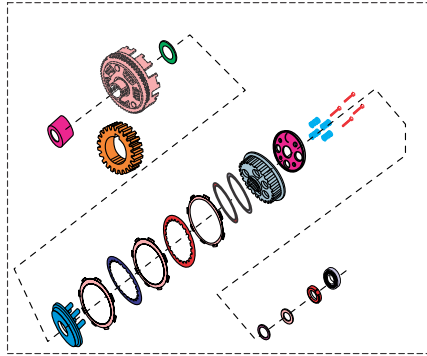


PLATE NO. : 19  
CARBURETTOR

PAGE NO.  
41

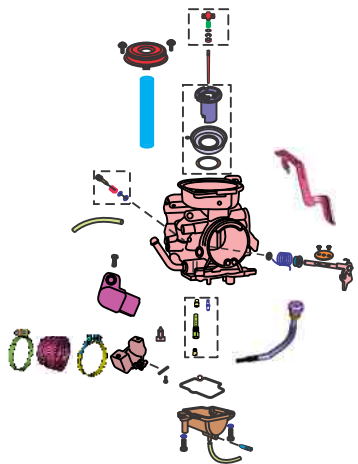


PLATE NO. : 20  
AIR CLEANER COMPLETE

PAGE NO.  
43

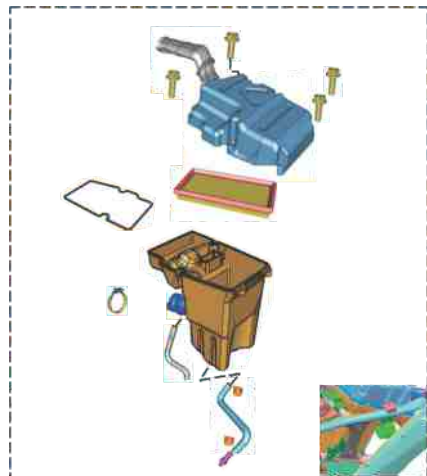


PLATE NO. : 21  
EVAP MECHANISM

PAGE NO.  
45

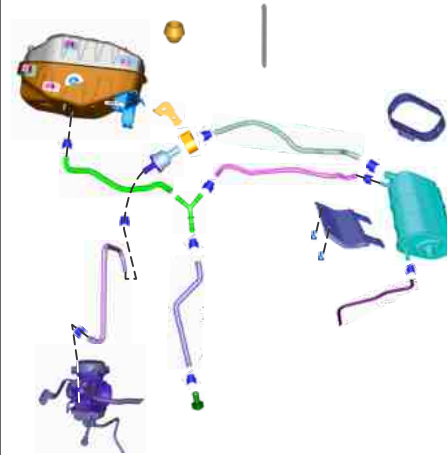


PLATE NO. : 22  
SILENCER ASSEMBLY

PAGE NO.  
47



PLATE NO. : 23  
STARTER ASSEMBLY

PAGE NO.  
49

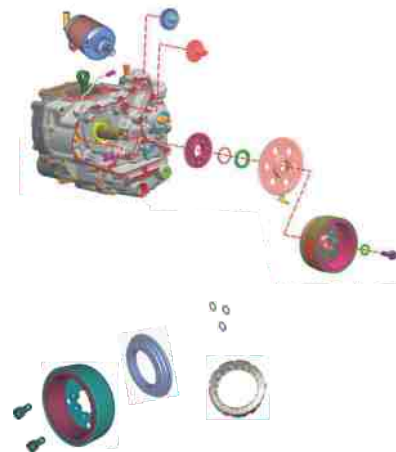
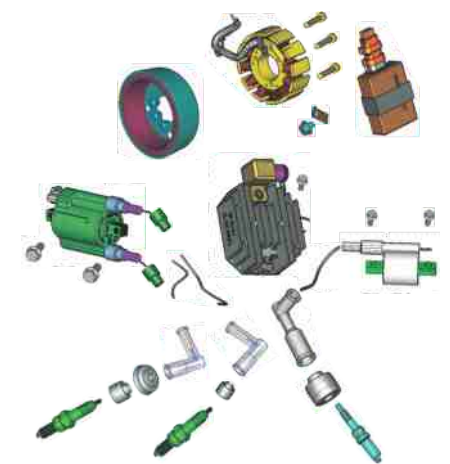
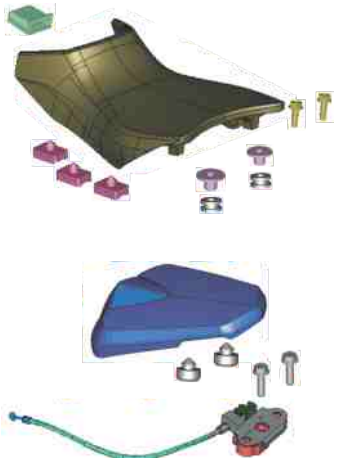



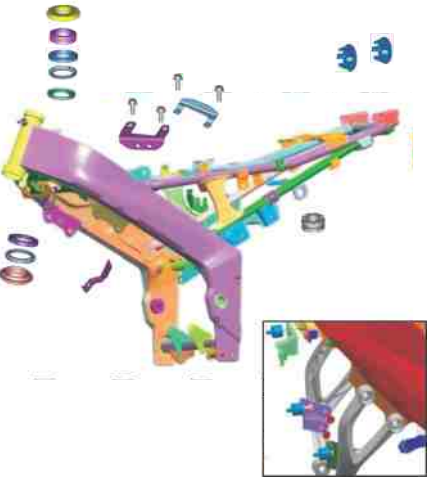
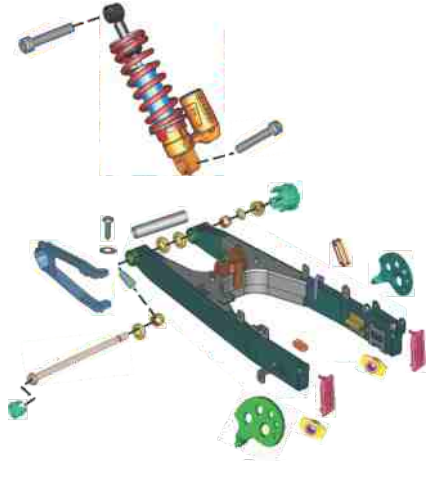
PLATE NO. : 24  
MAGNETO, CDI & H.T. COIL

PAGE NO.  
51

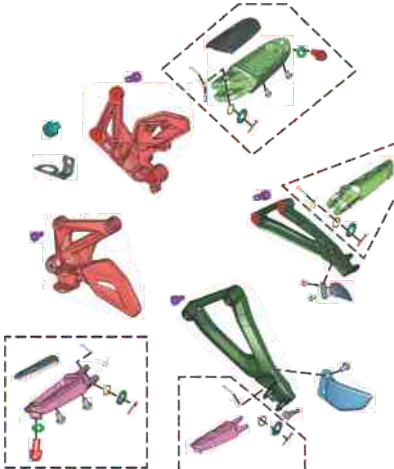



# Pictorial Index

|   |                |  |                |
|---|----------------|--|----------------|
| PLATE NO. : 25<br>SEAT ASSEMBLY / SEAT LOCK                                       | PAGE NO.<br>53 | PLATE NO. : 26<br>ENGINE MOUNTINGS   | PAGE NO.<br>55 |
|  |                |  |                |

|  |                |   |                |
|--|----------------|---|----------------|
| PLATE NO. : 27<br>FRAME & FRAME FITTINGS   | PAGE NO.<br>57 | PLATE NO. : 28<br>SWING ARM/REAR SHOCK ABSORBER                                     | PAGE NO.<br>59 |
|  |                |  |                |

# Pictorial Index

|   |                     |   |                |
|---|---------------------|---|----------------|
| PLATE NO. : 29<br>PILLION FOOT REST / HOLDER  | PAGE NO.<br>61 - 63 | PLATE NO. : 30<br>MUDGUARD - FRONT & REAR   | PAGE NO.<br>65 |
|  |                     |  |                |

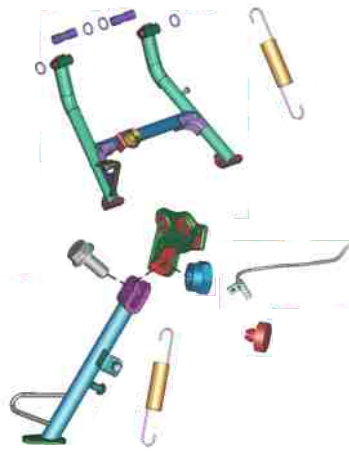

|  |                |   |                |
|--|----------------|---|----------------|
| PLATE NO. : 31<br>STAND ASSEMBLY   | PAGE NO.<br>67 | PLATE NO. : 32<br>TUBE / TYRE / RIM   | PAGE NO.<br>69 |
|  |                |  |                |

PLATE NO. : 33  
FRONT HUB

PAGE NO.  
71



PLATE NO. : 34  
FRONT MASTER CYLINDER

PAGE NO.  
73

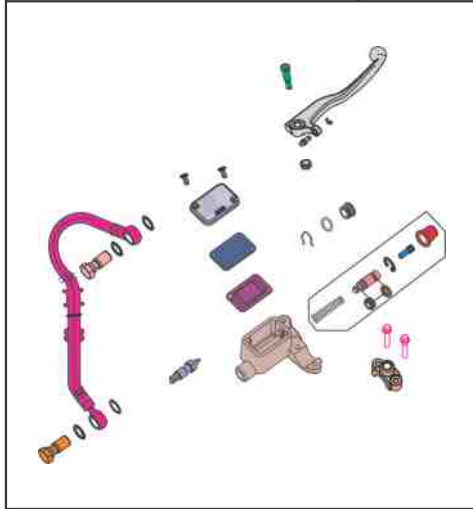


PLATE NO. : 35  
FRONT DISC BRAKE

PAGE NO.  
75

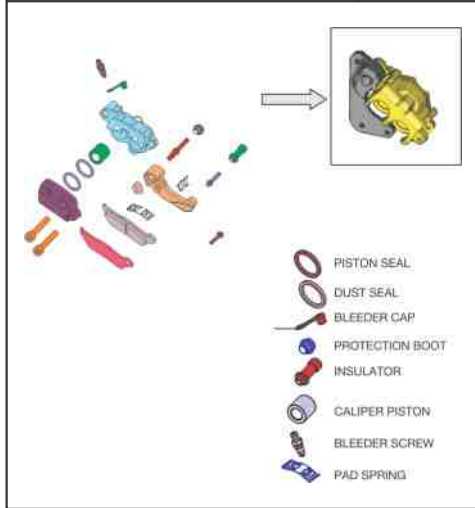


PLATE NO. : 36  
REAR HUB

PAGE NO.  
77



PLATE NO. : 37  
REAR DISC BRAKE SYSTEM

PAGE NO.  
79




PLATE NO. : 38  
REAR BRAKE PEDAL

PAGE NO.  
81




PLATE NO. : 39  
ANTI LOCK BRAKE SYSTEM

PAGE NO.  
83

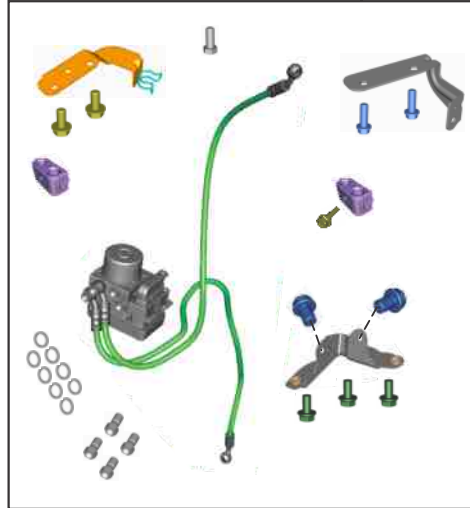


PLATE NO. : 40  
HANDLE BAR ASSEMBLY

PAGE NO.  
85 - 87

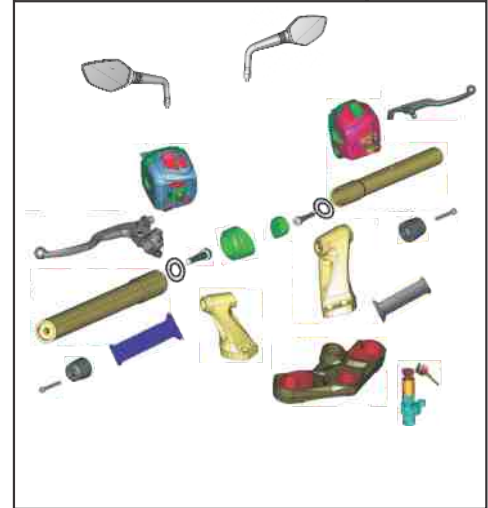


PLATE NO. : 41  
FRONT FORK

PAGE NO.  
89 - 91

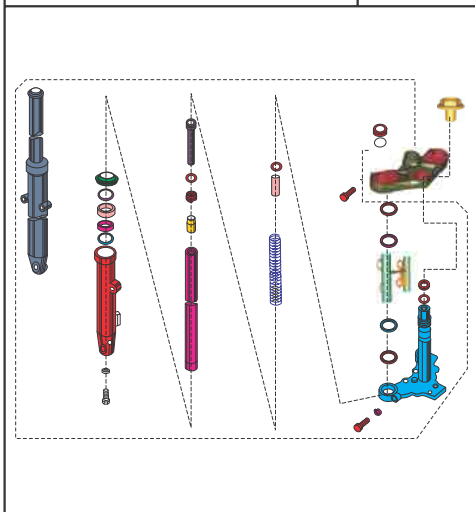


PLATE NO. : 42  
RADIATOR COVERS

PAGE NO.  
93

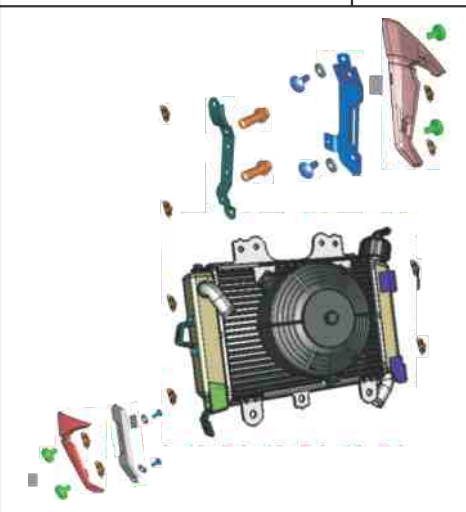


PLATE NO. : 43  
PETROL TANK, CAP TANK &  
GAUGE FUEL

PAGE NO.  
95 - 97




PLATE NO. : 44  
FITTING PETROL TANK COVER,  
SIDE COVERS & COVER SEAT

PAGE NO.  
99 - 101



PLATE NO. : 45  
FITTING - FAIRING & TANK COVER  
PULSAR 200 AS

PAGE NO.  
103 - 105




PLATE NO. : 46  
FITTINGS - SIDE COVER &  
SEAT COWL PULSAR 200 AS

PAGE NO.  
107

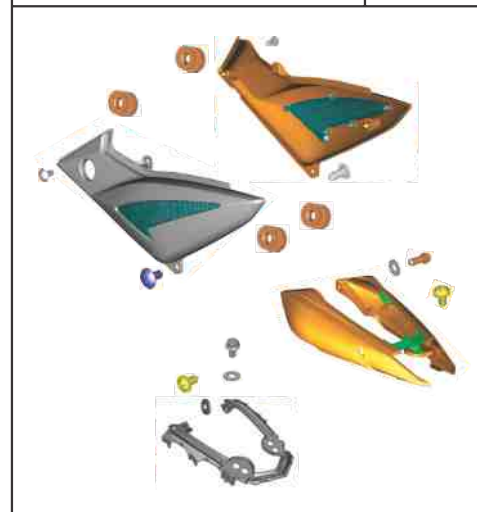


PLATE NO. : 47  
METER ASSEMBLY

PAGE NO.  
109

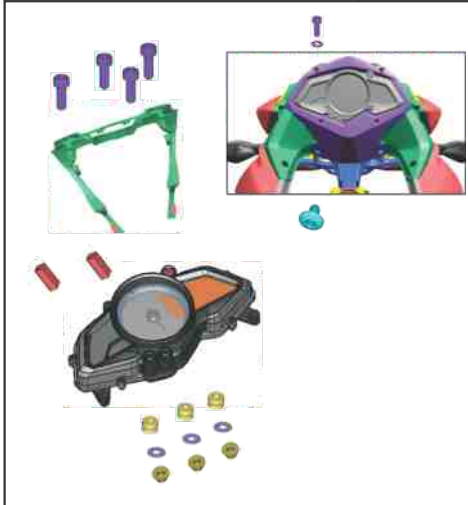



PLATE NO. : 48  
CONTROL CABLES

PAGE NO.  
111



# Pictorial Index

PLATE NO. : 49  
CHAIN CASE & UNDER BELLY PAN

PAGE NO.  
113

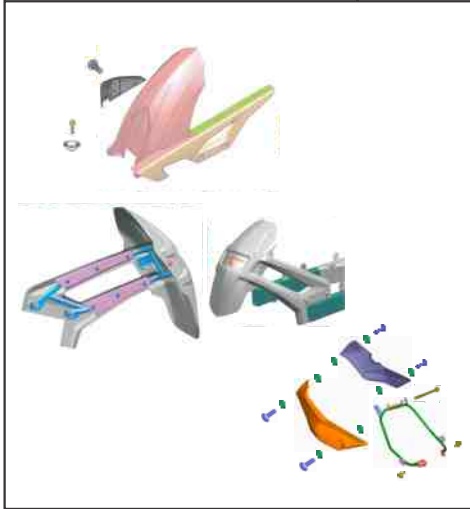


PLATE NO. : 50  
HEAD LAMP & FAIRING -  
PULSAR 200 NS

PAGE NO.  
115 - 117

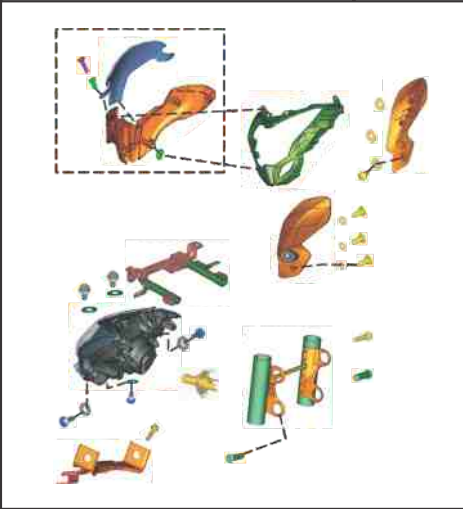


PLATE NO. : 51  
HEAD LAMP & FAIRING STRUCTURE  
PULSAR AS 200

PAGE NO.  
119


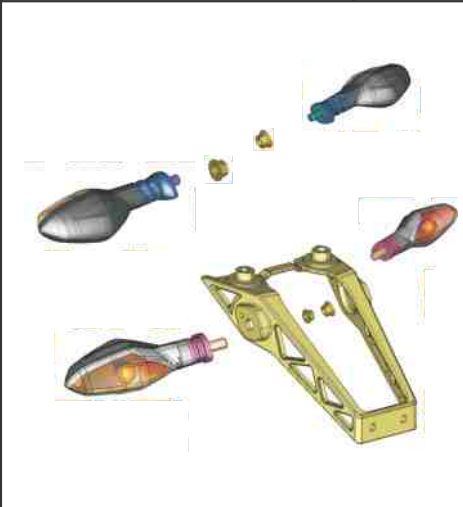


PLATE NO. : 52  
INDICATOR LIGHT ASSEMBLY

PAGE NO.  
121



# Pictorial Index

PLATE NO. : 53  
NUMBER PLATE / TAIL LAMP ASSLY  
PULSAR 200 NS

PAGE NO.  
123



PLATE NO. : 54  
NUMBER PLATE / TAIL LAMP ASSLY  
PULSAR AS 200

PAGE NO.  
125




PLATE NO. : 55  
ELECTRICAL EQUIPMENT

PAGE NO.  
127 - 129

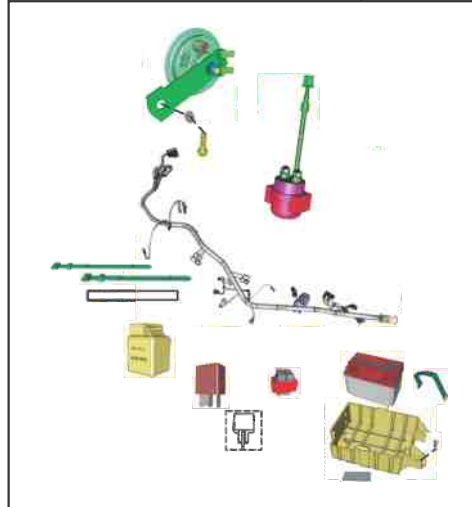


PLATE NO. : 56  
TOOL KIT

PAGE NO.  
131



# Pictorial Index

PLATE NO. : 57  
ACCESSORIES / GRAB HANDLE

PAGE NO.  
133

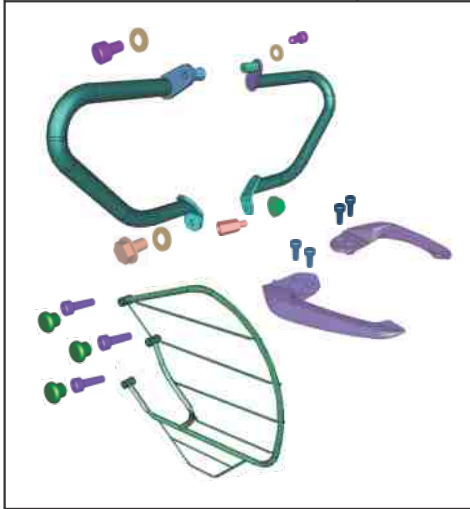


PLATE NO. : 58  
PAINTED PARTS AND DECALS -  
PULSAR 200 NS

PAGE NO.  
135 - 137




PLATE NO. : 59  
PAINTED PARTS AND DECALS -  
PULSAR 200 NS BS IV

PAGE NO.  
139 - 143

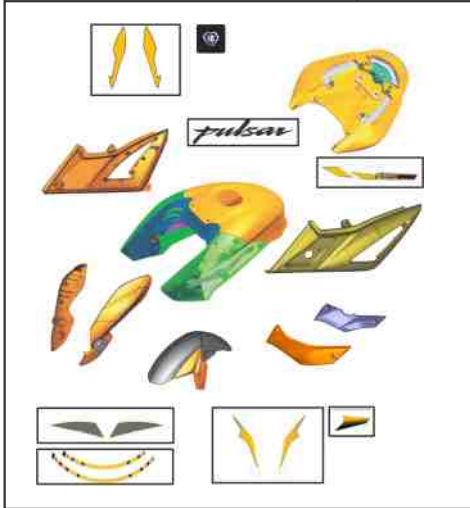


PLATE NO. : 60  
PAINTED PARTS AND DECALS -  
PULSAR AS 200

PAGE NO.  
145 - 147



# Pictorial Index



PLATE NO. : 61  
CONSUMABLE PARTS

PAGE NO.  
149

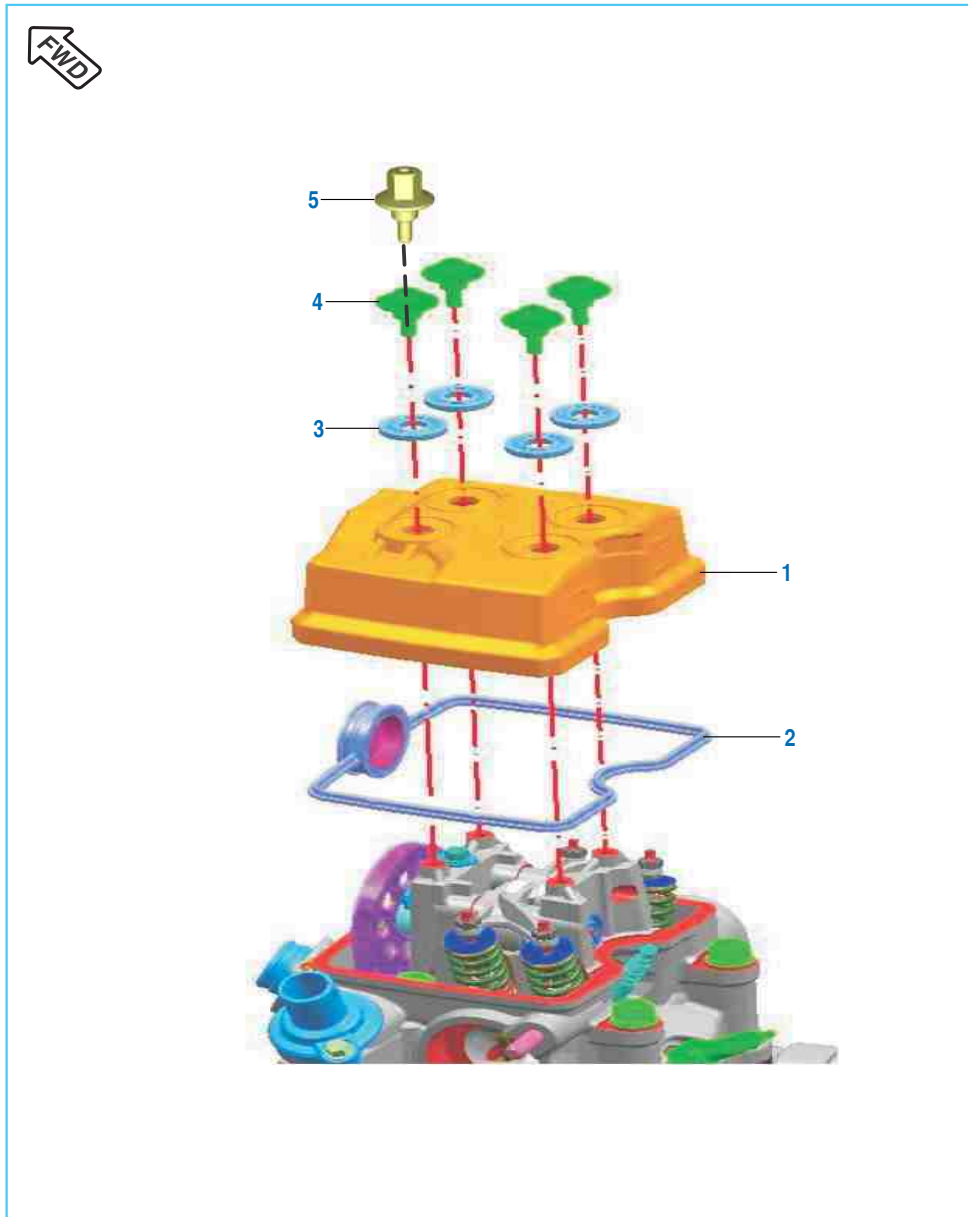


PLATE NO. : 61  
CONSUMABLE PARTS

PAGE NO.  
151

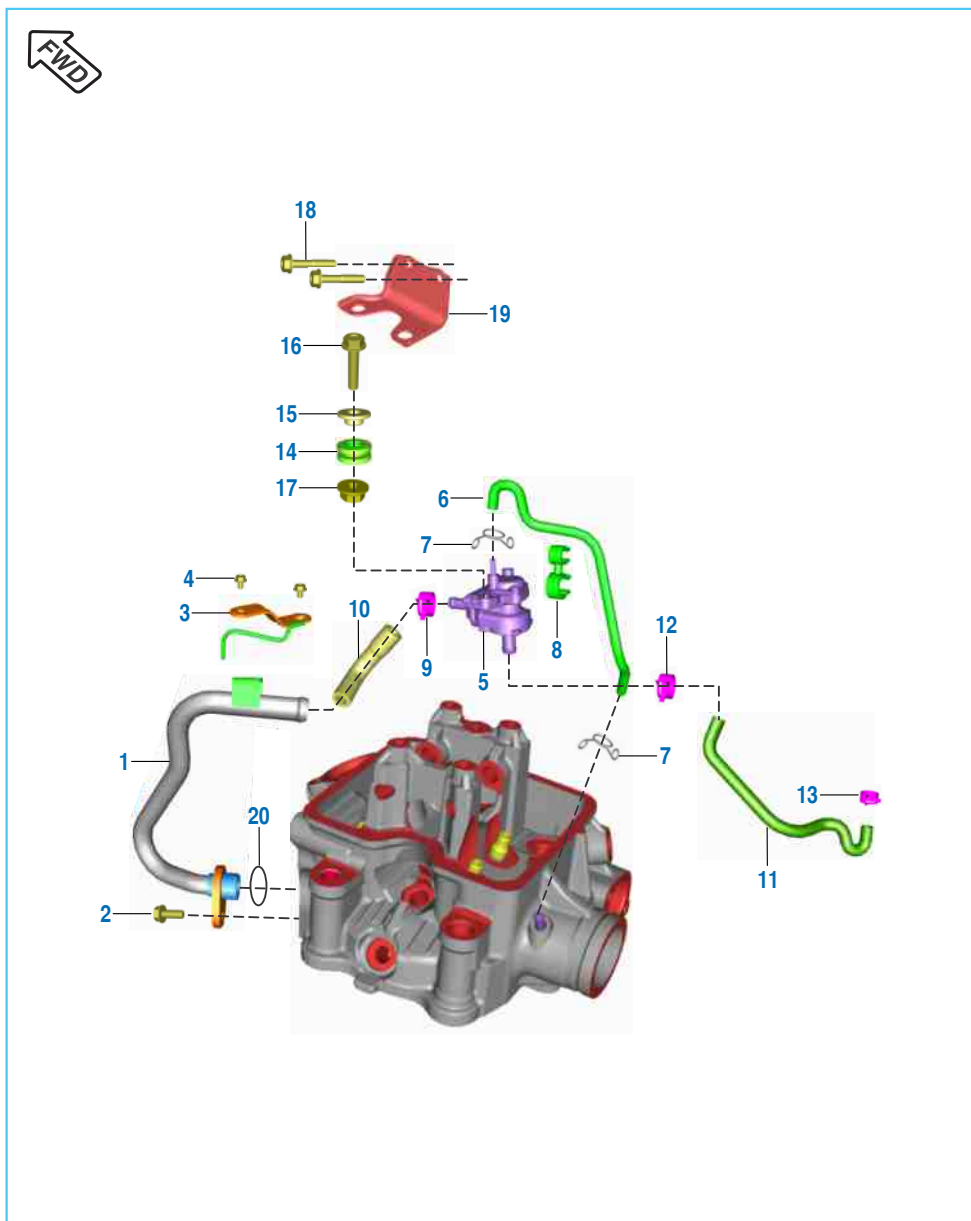


Cover Cylinder Head



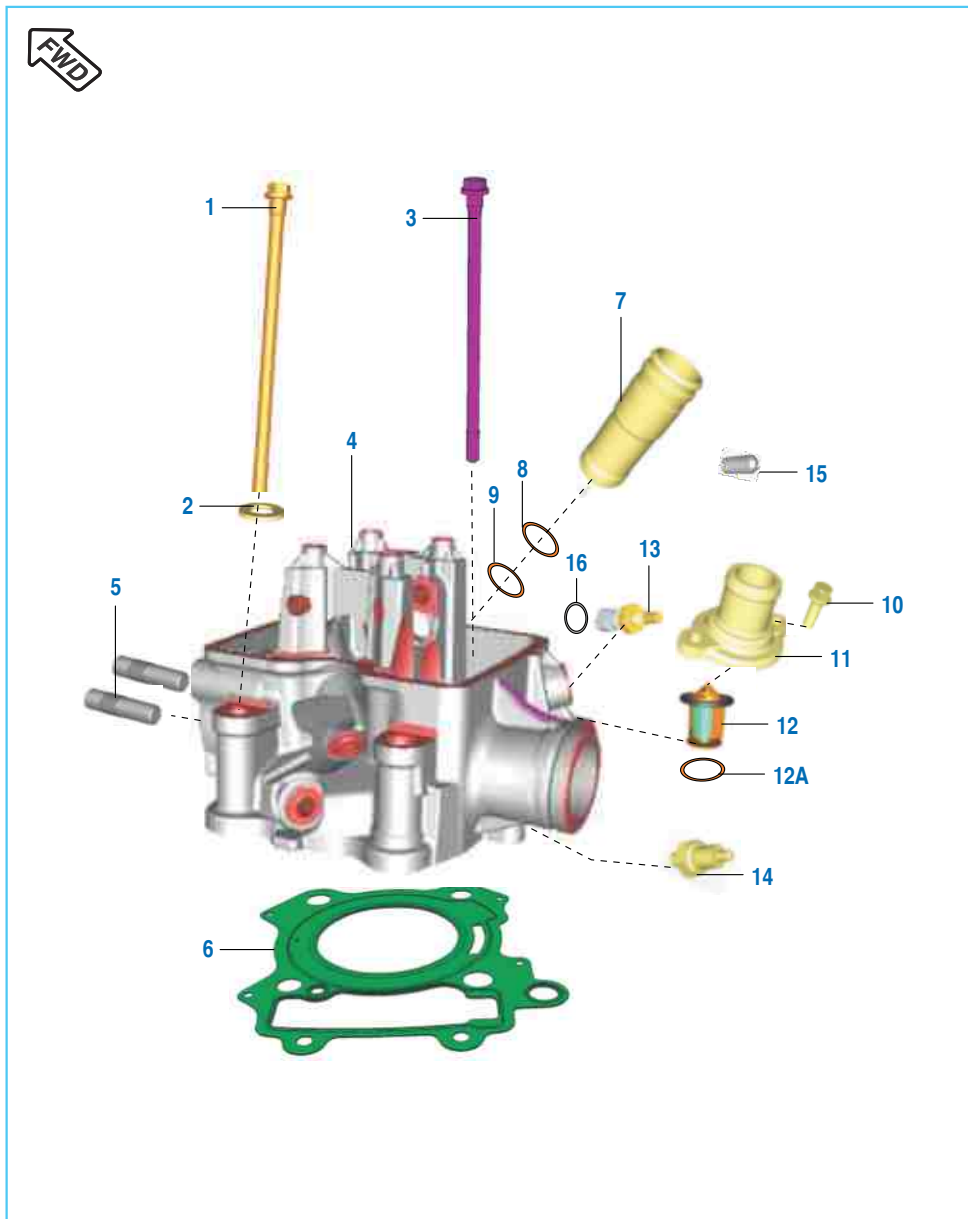
| No. | Part No.   | Description               | Qty.   |        | Remarks     |
|-----|------------|---------------------------|--------|--------|-------------|
|     |            |                           | 200 NS | 200 AS |             |
| 1   | JL 5110 02 | Cover Cylinder Head       | 1      | 1      |             |
| 2   | JL 5110 01 | Gasket Head Cover(Rubber) | 1      | 1      |             |
| 3   | JG 5110 21 | Washer                    | 4      | 4      |             |
| 4   | JG 5110 22 | Bolt Special              | 4      | 4      |             |
| 5   | LA D001 29 | Bolt Flange               | 1      | -      | Model BS IV |

SAI System



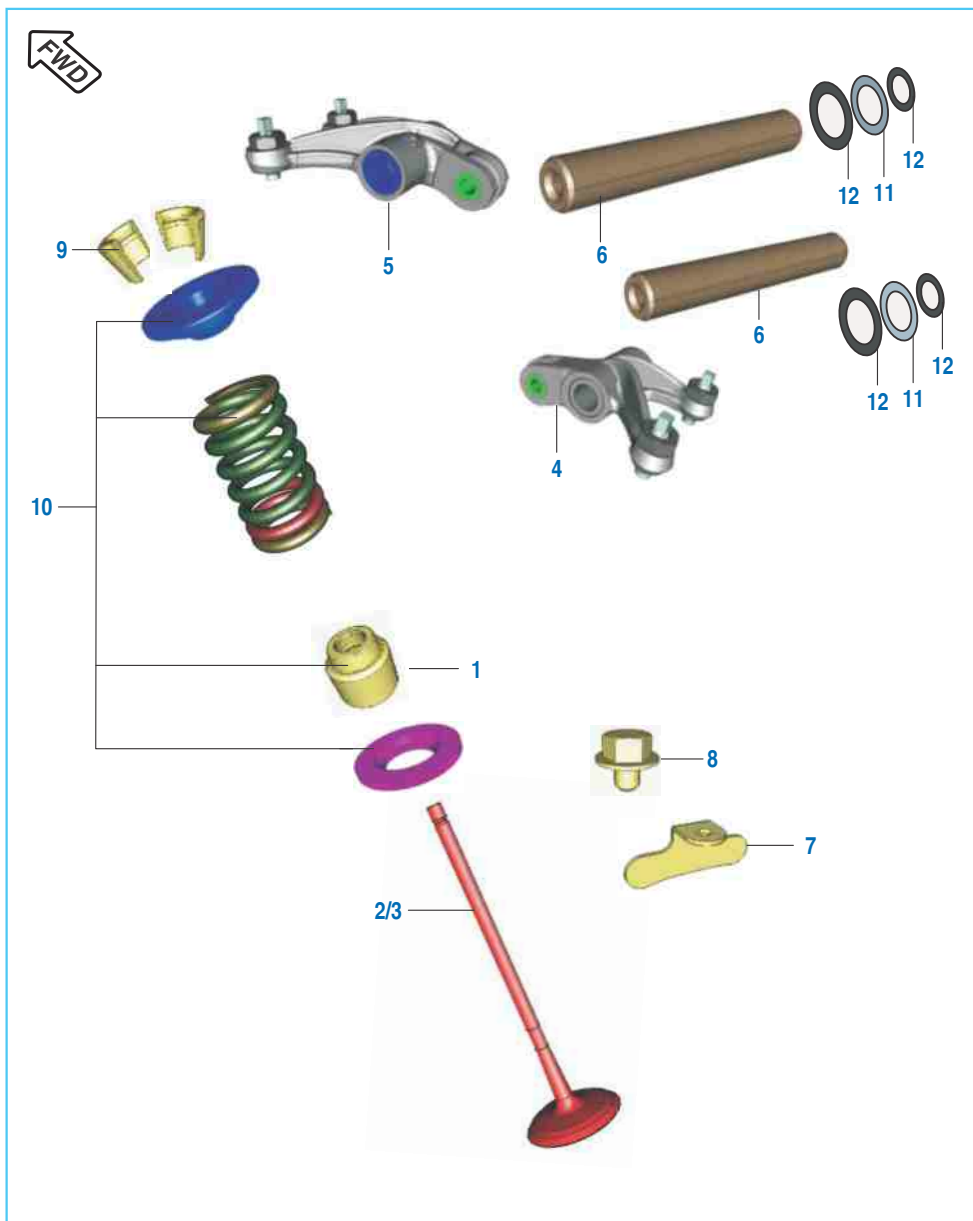
| No. | Part No.   | Description                      | Qty.   |        | Remarks         |
|-----|------------|----------------------------------|--------|--------|-----------------|
|     |            |                                  | 200 NS | 200 AS |                 |
| 1   | JL 5110 58 | Assly SAI Pipe With Hose & Clamp | 1      | -      | Model BS IV     |
| 2   | LA D000 77 | Bolt Flanged M6 x 16             | 1      | -      | Model BS IV     |
| 3   | JL 5110 61 | Bracket For SAI Pipe             | 1      | -      | Model BS IV     |
| 4   | KA DM05 08 | Bolt Flanged                     | 2      | -      | Model BS IV     |
| 5   | PA 5810 38 | Unit SAI                         | 1      | -      | Model BS IV     |
| 6   | JL 5824 02 | Hose SAI Unit To Intake Manifold | 1      | -      | Model BS IV     |
| 7   | 33 1410 08 | Clamp                            | 1      | -      | Model BS IV     |
| 8   | AA 1410 67 | Clip Swivel Spacer               | 1      | -      | Model BS IV ABS |
| 9   | JL 5810 66 | Clamp SAI Pipe                   | 1      | -      | Model BS IV     |
| 10  | JL 5110 58 | Hose Sai Unit To Exhaust Port    | 1      | -      | Model BS IV     |
| 11  | JL 5824 00 | Hose SAI Unit To Airfilter       | 1      | -      | Model BS IV     |
| 12  | JE 5810 39 | Band Clip Sai Hose Outlet Tube   | 1      | -      | Model BS IV     |
| 13  | JL 5810 65 | Clamp Hose SAI                   | 1      | -      | Model BS IV     |
| 14  | JD 1138 14 | Grommet Sai Unit                 | 1      | -      | Model BS IV     |
| 15  | JD 1138 15 | Sleeve Sai Unit                  | 1      | -      | Model BS IV     |
| 16  | KA DF06 30 | Bolt Flanged                     | 1      | -      | Model BS IV     |
| 17  | KC GF06 06 | Nut Hex Flanged                  | 1      | -      | Model BS IV     |
| 18  | KA DD06 35 | Bolt Flanged                     | 2      | -      | Model BS IV     |
| 19  | JL 1138 27 | Bracket SAI Unit Mtg - Loose     | 1      | -      | Model BS IV     |
| 20  | JL 5110 56 | Copper Gasket                    | 1      | --     | Model BS IV     |

Cylinder Head



| No. | Part No.   | Description                | Qty.   |        | Remarks                |
|-----|------------|----------------------------|--------|--------|------------------------|
|     |            |                            | 200 NS | 200 AS |                        |
| 1   | JG 5410 68 | Hex Flange Head Bolt M10   | 4      | 4      |                        |
| 2   | LD A000 08 | Washer 11.2*20*2T          | 4      | 4      |                        |
| 3   | JL 5110 09 | M6 Stud Bolt               | 2      | 2      |                        |
| 4   | 36 JL00 10 | Kit Asly Cylinder Head     | 1      | 1      | Refer Page No. 108     |
|     | JL 5110 53 | Assly Cylinder Head        | 1      | --     | Model BS IV            |
|     | JL 5110 80 | Assly Cylinder Head        | 1      | --     | Refer Bulletin 2017-51 |
| 5   | JG 5110 46 | Stud (M8*1.25)             | 2      | 2      |                        |
| 6   | JL 5110 22 | Gasket Cylinder Head       | 1      | 1      |                        |
| 7   | JL 5112 19 | Sleeve Spark Plug          | 1      | 1      |                        |
|     | JL 5111 12 | Sleeve Spark Plug          | 1      | --     | Refer Bulletin 2017-51 |
| 8   | 39 2629 21 | 'O' Ring Sleeve            | 1      | 1      | Top side               |
|     | KJ AC18 24 | 'O' Ring Sleeve            | 1      | --     | Refer Bulletin 2017-51 |
| 9   | 39 1283 21 | 'O' Ring Sleeve            | 1      | 1      | Bottom side            |
| 10  | 39 1673 04 | Bolt - Flange M6           | 2      | --     |                        |
|     | KA EQ06 20 | Bolt                       | --     | 2      |                        |
| 11  | JL 5110 29 | Cover Thermostat           | 1      | 1      |                        |
| 12  | JL 6012 37 | Thermostat Assembly        | 1      | 1      |                        |
| 12A | JL 6012 25 | Seal Thermostat            | 1      | 1      |                        |
| 13  | JG 3514 00 | Coolant Water Temp Sensor  | 1      | 1      |                        |
| 14  | DK 1012 25 | Switch Oil Pressure        | 1      | 1      |                        |
| 15  | 39 2608 01 | Grub Screw                 | 1      | 1      |                        |
| 16  | 39 2699 20 | 'O' Ring Water Temp Sensor | 1      | 1      |                        |

Valve



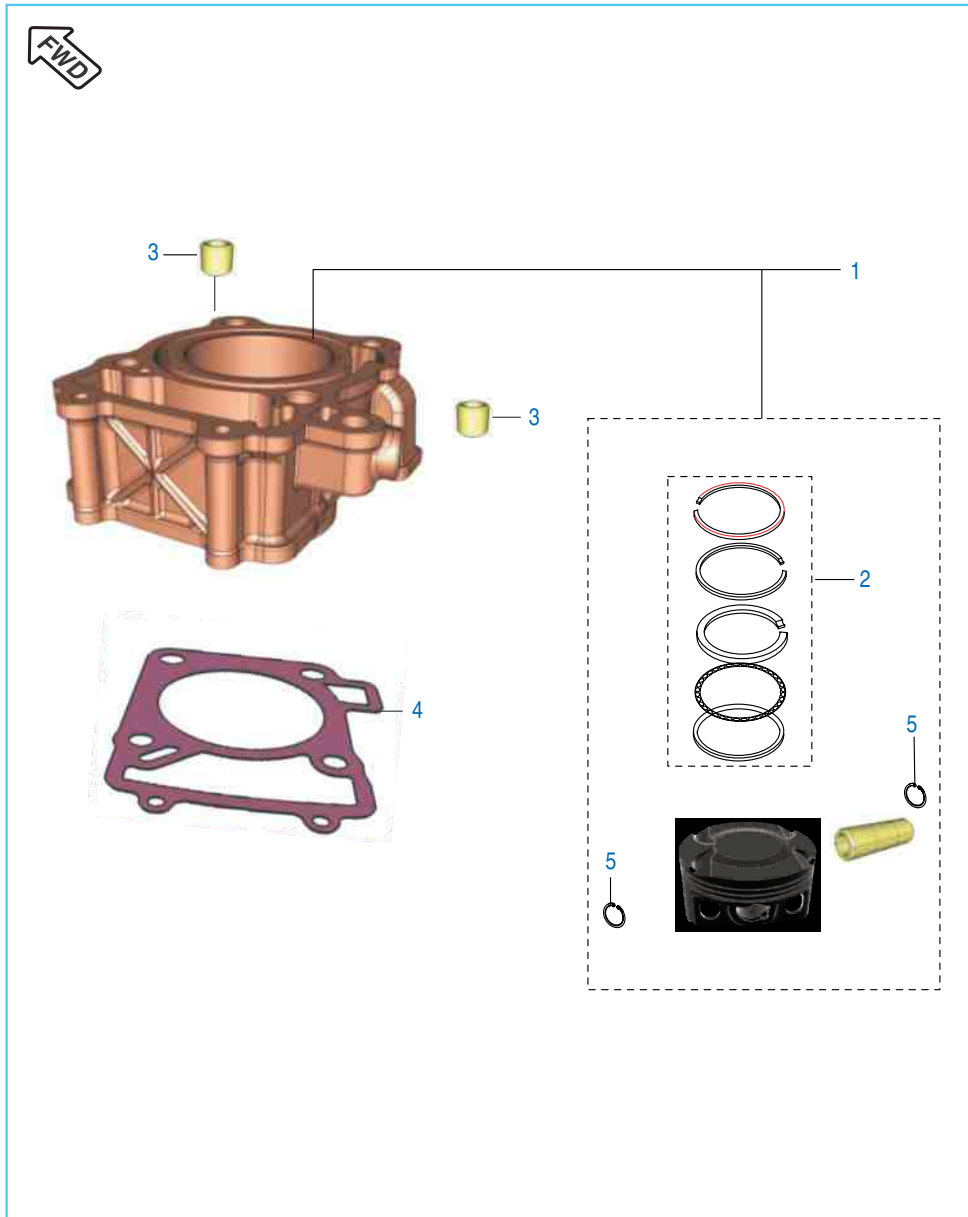
| No. | Part No.   | Description                      | Qty.   |        | Remarks                |
|-----|------------|----------------------------------|--------|--------|------------------------|
|     |            |                                  | 200 NS | 200 AS |                        |
| 1   | 39 2017 19 | Seal - Oil                       | 4      | 4      |                        |
| 2   | JL 5110 10 | Valve Intake                     | 2      | 2      |                        |
| 3   | JL 5110 11 | Valve Exhaust                    | 2      | 2      |                        |
| 4   | DT 5112 61 | Assly Rocker Arm Intake          | 1      | 1      | Model BS IV            |
| 5   | DT 5112 62 | Assly Rocker Arm Exhaust         | 1      | 1      | Model BS IV            |
| 6   | JL 5112 05 | Rocker Arm Shaft                 | 2      | 2      |                        |
|     | JL 5112 49 | Rocker Arm Shaft                 | 1      | --     | Refer Bulletin 2017-51 |
| 7   | JF 5112 07 | Plate Stopper Rocker Arm         | 1      | 1      |                        |
|     | JL 5112 54 | Plate Stopper Rocker Arm         | 1      | --     | Refer Bulletin 2017-51 |
| 8   | LA E000 16 | Bolt Flanged M5X0.8X6L-Precoated | 1      | 1      |                        |
| 9   | DG 1010 29 | Cotter Valve                     | 8      | 8      |                        |
| 10  | 36 JL00 11 | Valve Repair Kit                 | 4      | 4      | Refer Page No. 107     |
| 11  | DH 1012 95 | Wave Washer                      | 2      | 2      | D-54 dated 19/03/2013  |
| 12  | 39 2440 11 | Plain Washer                     | 4      | 4      | D-54 dated 19/03/2013  |

Camshaft / Tensioner



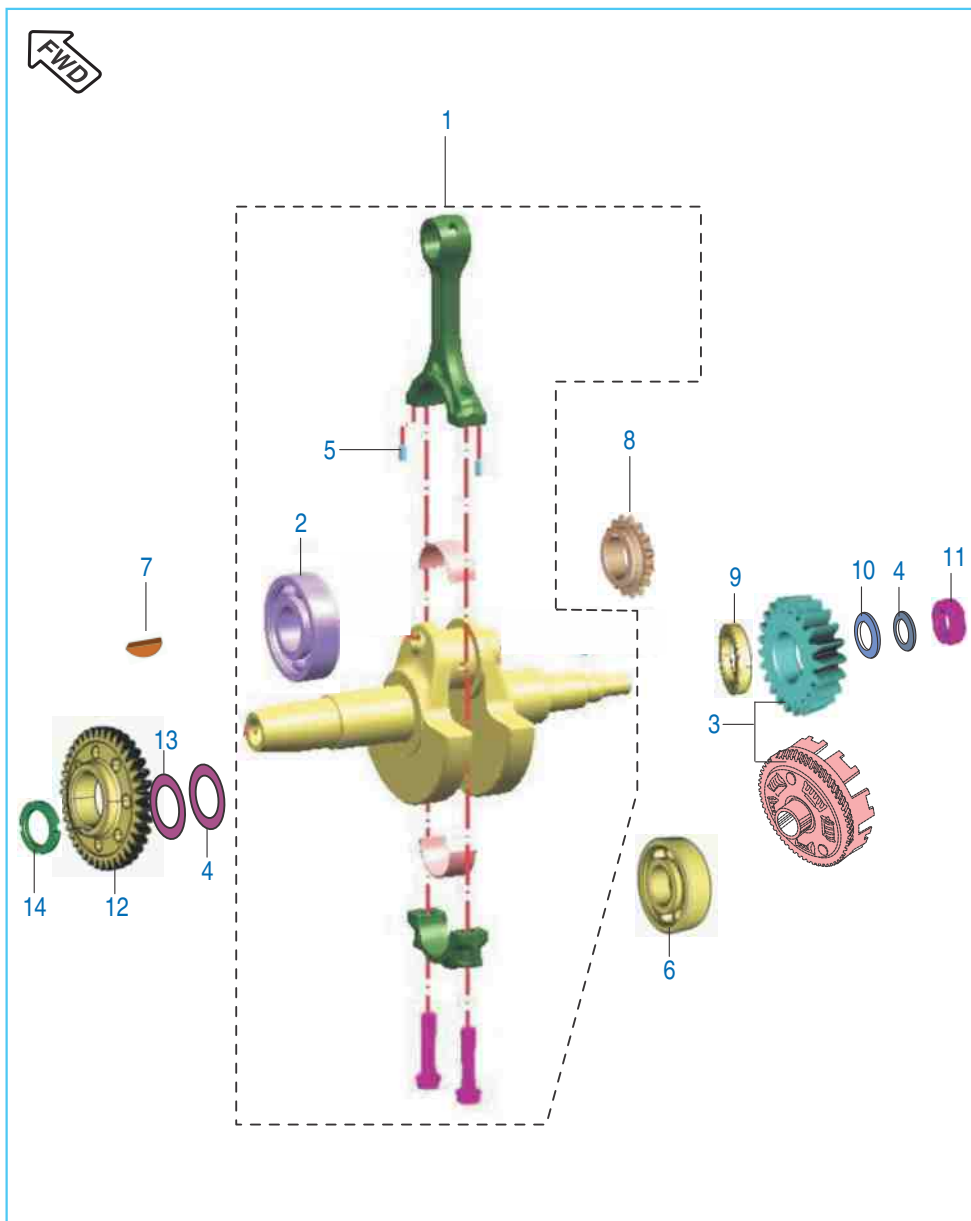
| No. | Part No.   | Description                     | Qty.   |        | Remarks                |
|-----|------------|---------------------------------|--------|--------|------------------------|
|     |            |                                 | 200 NS | 200 AS |                        |
| 1   | JF 5112 28 | Assembly Camshaft               | 1      | 1      |                        |
|     | DT 5112 39 | Assembly Camshaft               | 1      | --     | Model BS IV            |
|     | JL 5112 41 | Assembly Camshaft               | 1      | --     | Refer Bulletin 2017-51 |
| 2   | JG 5312 20 | Bearing - Ball 6202/HN3         | 1      | 1      |                        |
| 3   | AP 1012 36 | Bearing - Ball 12 X 28 X 8      | 1      | 1      |                        |
| 4   | LE B000 01 | Circlip - Internal              | 1      | 1      |                        |
| 5   | JL 5112 21 | Spacer Camshaft                 | 1      | 1      |                        |
|     | JL 5112 50 | Spacer Camshaft                 | 1      | --     | Refer Bulletin 2017-51 |
| 6   | JL 5112 20 | Sprocket Camshaft               | 1      | 1      |                        |
|     | JL 5112 31 | Sprocket Camshaft               | 1      | --     | Model BS IV            |
| 7   | DU 1012 25 | Bolt Special Flanged (Camshaft) | 1      | --     |                        |
|     | JG 5112 69 | Bolt Special Flanged            | 1      | 1      | Refer Serv. Cir. D-62  |
| 8   | JL 5112 22 | Timing Chain                    | 1      | 1      |                        |
| 9   | JC 1010 34 | Tensioner Assembly              | 1      | 1      |                        |
| 10  | 39 2669 21 | Ring - O (Tensioner Bolt)       | 1      | 1      | N.I.                   |
| 11  | KA DQ06 20 | Bolt Hexagonal                  | 2      | --     |                        |
|     | KA EQ06 20 | Bolt Hexagonal                  | --     | 2      |                        |
| 12  | CS 1011 28 | Gasket                          | 1      | 1      |                        |
| 13  | JG 5112 70 | Bolt Flanged M6X1X6L-Special    | 1      | 1      |                        |
| 14  | DH 1013 92 | Chain Guide Pivot Bolt          | 1      | 1      |                        |
| 15  | 36 JL00 01 | Kit Cam Chain Guide             | 1      | 1      | Refer Page No. 108     |
| 16  | JL 5310 03 | Plate Guide Chain Slack         | 1      | --     | Model BS IV            |

Cylinder and Piston



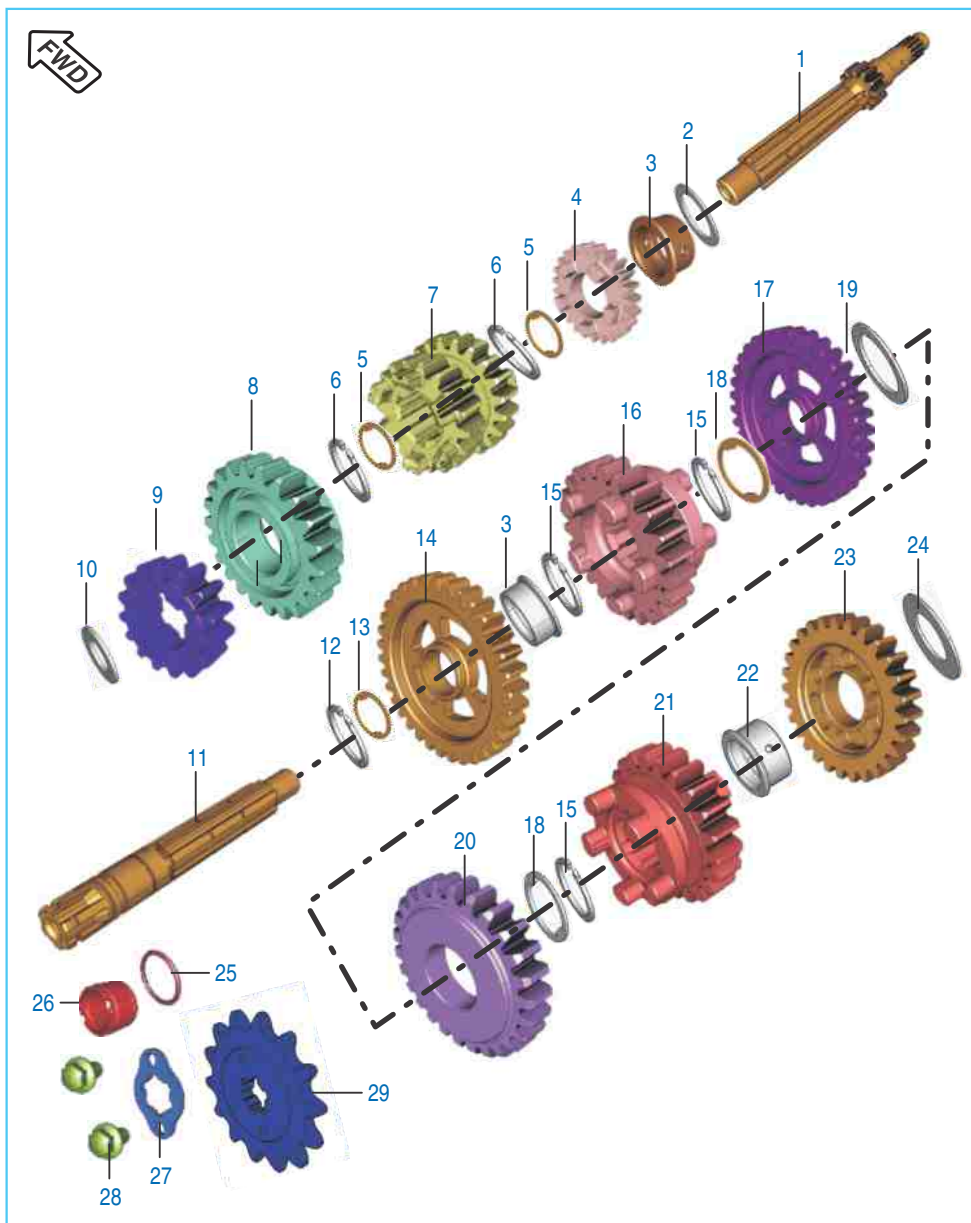
| No. | Part No.   | Description                | Qty.   |        | Remarks            |
|-----|------------|----------------------------|--------|--------|--------------------|
|     |            |                            | 200 NS | 200 AS |                    |
| 1   | 36 JL00 07 | Kit Asly Block Piston      | 1      | 1      | Refer Page No. 108 |
| 2   | 36 JU00 01 | Kit Piston Ring            | 1      | 1      | Refer Page No. 108 |
| 3   | 39 2181 06 | Pin - Hollow Dowel 14 X 20 | 2      | 2      |                    |
| 4   | JL 5210 02 | Gasket Cylinder Block      | 1      | 1      |                    |
| 5   | 39 2132 17 | Ring - Snap                | 2      | 2      |                    |

Crankshaft



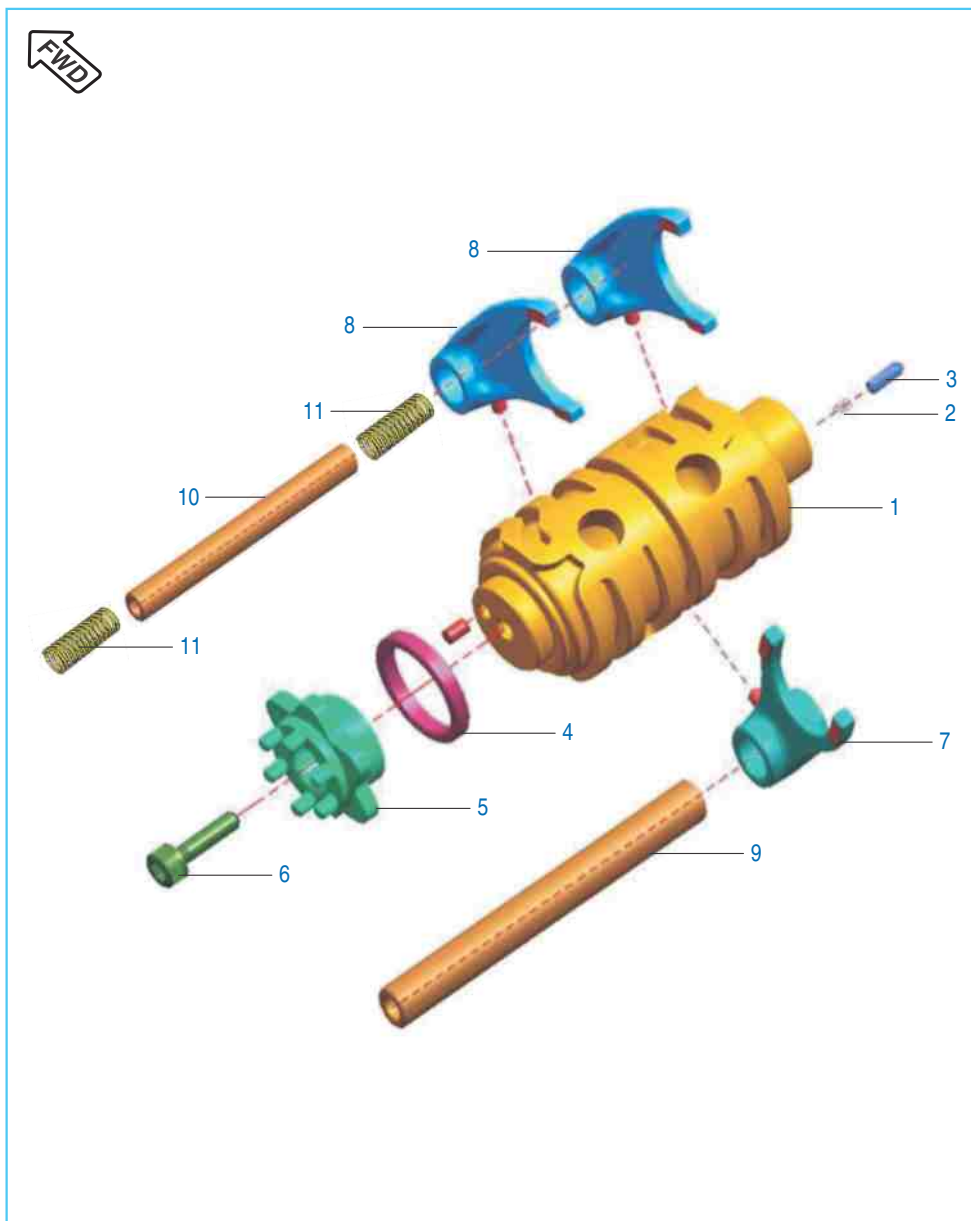
| No. | Part No.   | Description                            | Qty.   |        | Remarks            |
|-----|------------|--|--------|--------|--------------------|
|     |            |  | 200 NS | 200 AS |                    |
| 1   | 36 JU00 36 | Kit Crank Shaft Assembly               | 1      | 1      | Refer Kit List     |
| 2   | 39 1931 20 | Bearing - Ball 28 X 68 X 18            | 1      | 1      |                    |
| 3   | 36 JL00 05 | Kit Pr Drive & Driven Gear             | 1      | 1      | Refer Page No. 107 |
| 4   | 39 2165 11 | Washer - Plain                         | 2      | 2      |                    |
|     | LD B000 10 | Washer - Plain                         | 2      | 2      | Refer Cir. D-58    |
| 5   | 39 2203 07 | Pin - Parallel                         | 2      | 2      |                    |
| 6   | 39 1931 20 | Ball Bearing 28 X 68 X 18              | 1      | 1      |                    |
| 7   | 31 1011 73 | Key-Woodruff Clutch Side               | 2      | 2      |                    |
| 8   | JG 5310 27 | Sprocket Crankshaft                    | 1      | 1      |                    |
| 9   | JG 5310 31 | Spacer Crankshaft                      | 1      | 1      |                    |
| 10  | 39 2200 11 | Washer - Plain<br>(Primary Drive Gear) | 1      | 1      |                    |
| 11  | LC D000 01 | Nut Sprocket Drive Lock                | 1      | 1      |                    |
| 12  | JG 5310 41 | Balancer Drive Gear                    | 1      | 1      |                    |
| 13  | JG 5310 39 | Belleville Washer                      | 1      | --     |                    |
|     | LD H000 02 | Belleville Washer                      | 1      | 1      |                    |
| 14  | JG 5310 40 | Nut Balancer Drive Lock                | 1      | 1      |                    |

Transmission



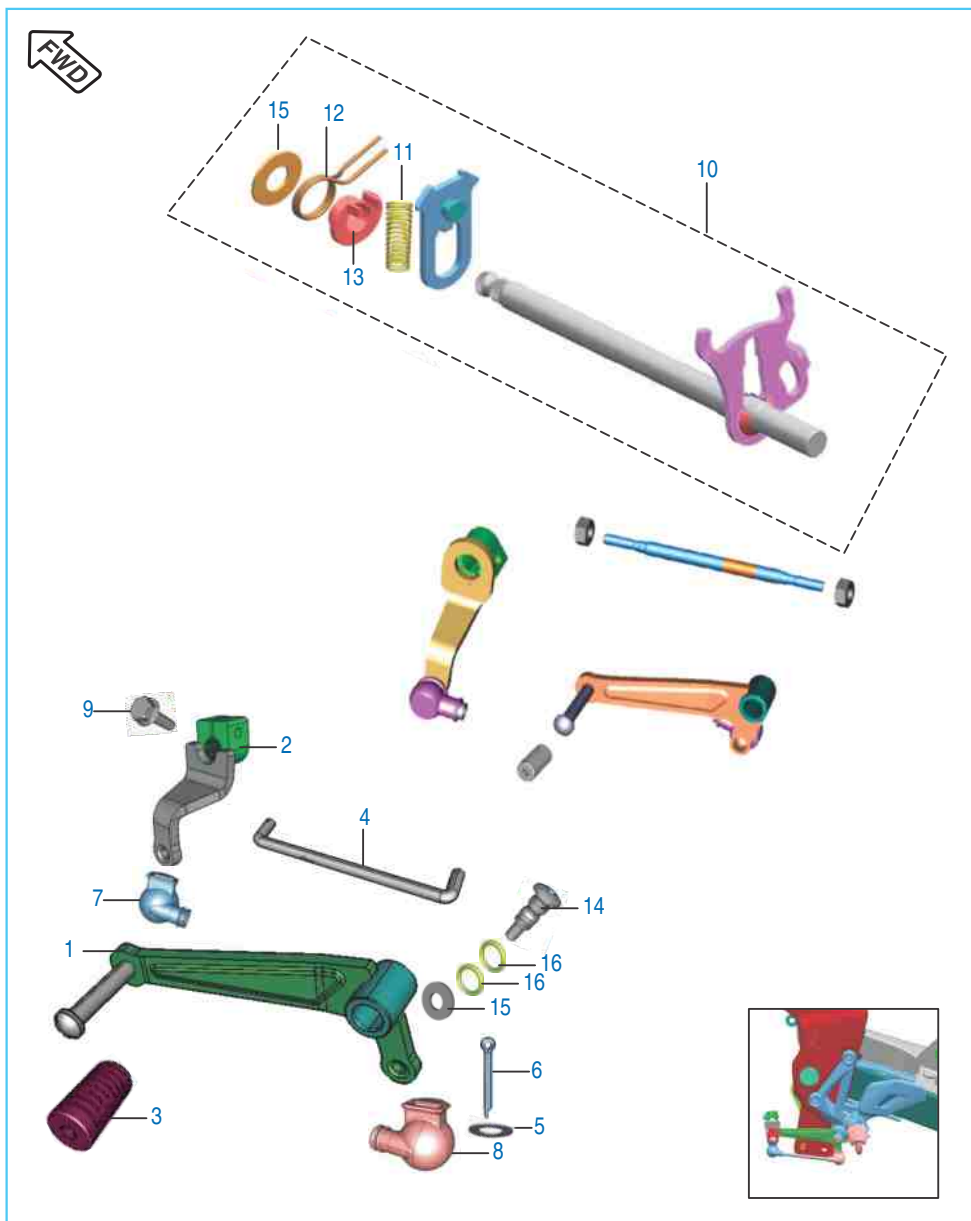
| No. | Part No.   | Description  | Qty.   |        | Remarks     |
|-----|------------|--|--------|--------|-------------|
|     |            |  | 200 NS | 200 AS |             |
| 1   | JG 5510 27 | Shaft Input T/M Comp                                   | 1      | 1      |             |
| 2   | 39 2158 11 | Washer - Plain   | 1      | 1      |             |
| 3   | JG 5510 13 | Bush 6 <sup>th</sup> Drive/Bush 2 <sup>nd</sup> Driven | 1      | 1      |             |
| 4   | JG 5512 13 | Gear 6th Drive   | 1      | 1      |             |
| 5   | JG 5510 20 | Washer Splined   | 2      | 2      |             |
| 6   | BF 5510 37 | Ring - Snap  | 2      | 2      |             |
| 7   | JG 5512 14 | Gear Drive Multiple 3&4                                | 1      | 1      |             |
| 8   | JG 5512 20 | Gear 5th Drive   | 1      | 1      |             |
| 9   | JG 5512 27 | Gear 2nd Drive   | 1      | 1      |             |
| 10  | JG 5510 22 | Washer - Plain   | 1      | 1      |             |
| 11  | JG 5510 25 | Output Shaft Assy With Plug                            | 1      | 1      |             |
| 12  | DH 1012 35 | Circlip  | 1      | 1      |             |
| 13  | 39 2166 11 | Washer Special   | 1      | 1      |             |
| 14  | JG 5512 28 | Gear 2nd Driven  | 1      | 1      |             |
| 15  | BF 5510 37 | Ring - Snap  | 3      | 3      |             |
| 16  | JG 5512 22 | Gear 5th Driven  | 1      | 1      |             |
| 17  | JG 5512 23 | Gear 3rd Driven  | 1      | 1      |             |
| 18  | JG 5510 20 | Spline Thrust Washer                                   | 2      | 2      |             |
| 19  | JG 5510 21 | Lock Washer Splined Thrust                             | 1      | 1      |             |
| 20  | JG 5512 15 | Gear 4th Driven  | 1      | 1      |             |
| 21  | JG 5512 24 | Gear 6th Driven  | 1      | 1      |             |
| 22  | JG 5510 00 | Bush 1st Driven  | 1      | 1      |             |
| 23  | JG 5512 25 | Gear 1st Driven  | 1      | 1      |             |
| 24  | 39 2159 11 | Washer - Plain   | 1      | 1      |             |
| 25  | DK 1013 52 | O-Ring Sprocket Collar                                 | 1      | 1      |             |
| 26  | JG 5510 10 | Collar Sprocket  | 1      | 1      |             |
|     | JG 5510 31 | Collar Sprocket  | 1      | -      | Model BS IV |
| 27  | DJ 1013 12 | Plate Drive Sprocket                                   | 1      | 1      |             |
| 28  | LA E000 17 | Bolt Flanged M6X1X10L                                  | 2      | 2      |             |
| 29  | DV 1010 48 | Sprocket Output (14T)                                  | 1      | 1      |             |

Change Drum / Shift Fork



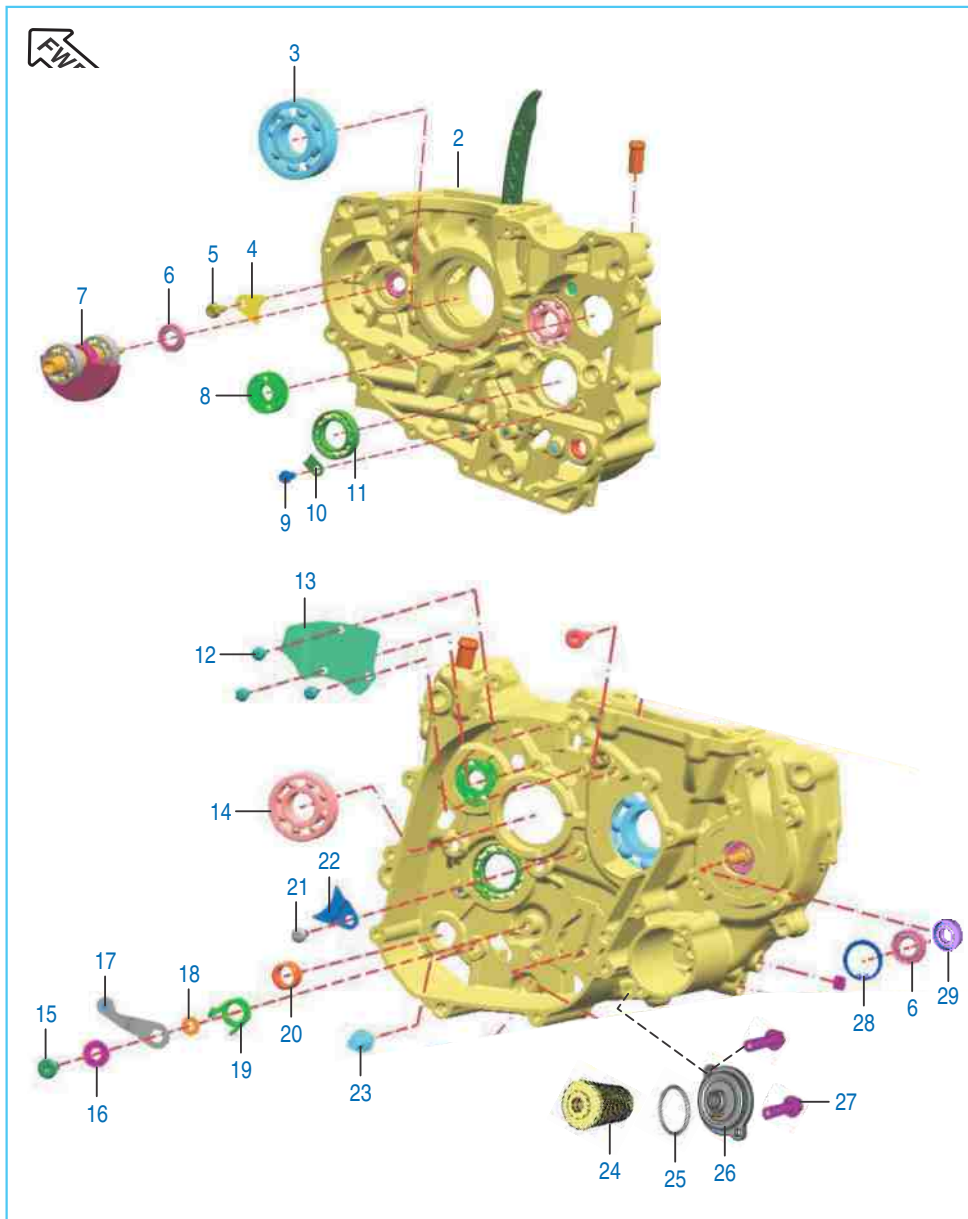
| No. | Part No.   | Description                  | Qty.   |        | Remarks |
|-----|------------|------------------------------|--------|--------|---------|
|     |            |                              | 200 NS | 200 AS |         |
| 1   | JG 5610 11 | Drum Complete Gear Shift     | 1      | 1      |         |
| 2   | EC 5610 23 | Spring Gear Switch Indicator | 1      | 1      |         |
| 3   | 39 2606 07 | Pin - Parallel               | 1      | 1      |         |
| 4   | JG 5610 10 | Spacer-Guide Gear Shift      | 1      | 1      |         |
| 5   | JG 5612 22 | Guide Gear Shift             | 1      | 1      |         |
| 6   | LA C000 24 | Bolt Socket Head M6X1X20L    | 1      | 1      |         |
| 7   | JG 5610 12 | Fork Gear Shift Input        | 1      | 1      |         |
| 8   | JG 5610 13 | Fork Gear Shift Output       | 2      | 2      |         |
| 9   | JG 5610 16 | Shaft Gear Shift Fork        | 2      | 2      |         |
| 10  | JG 5612 25 | Shaft Gear Shift Fork Output | 1      | 1      |         |
| 11  | JG 5612 15 | Compression Spring           | 2      | 2      |         |

Gear Change Mechanism



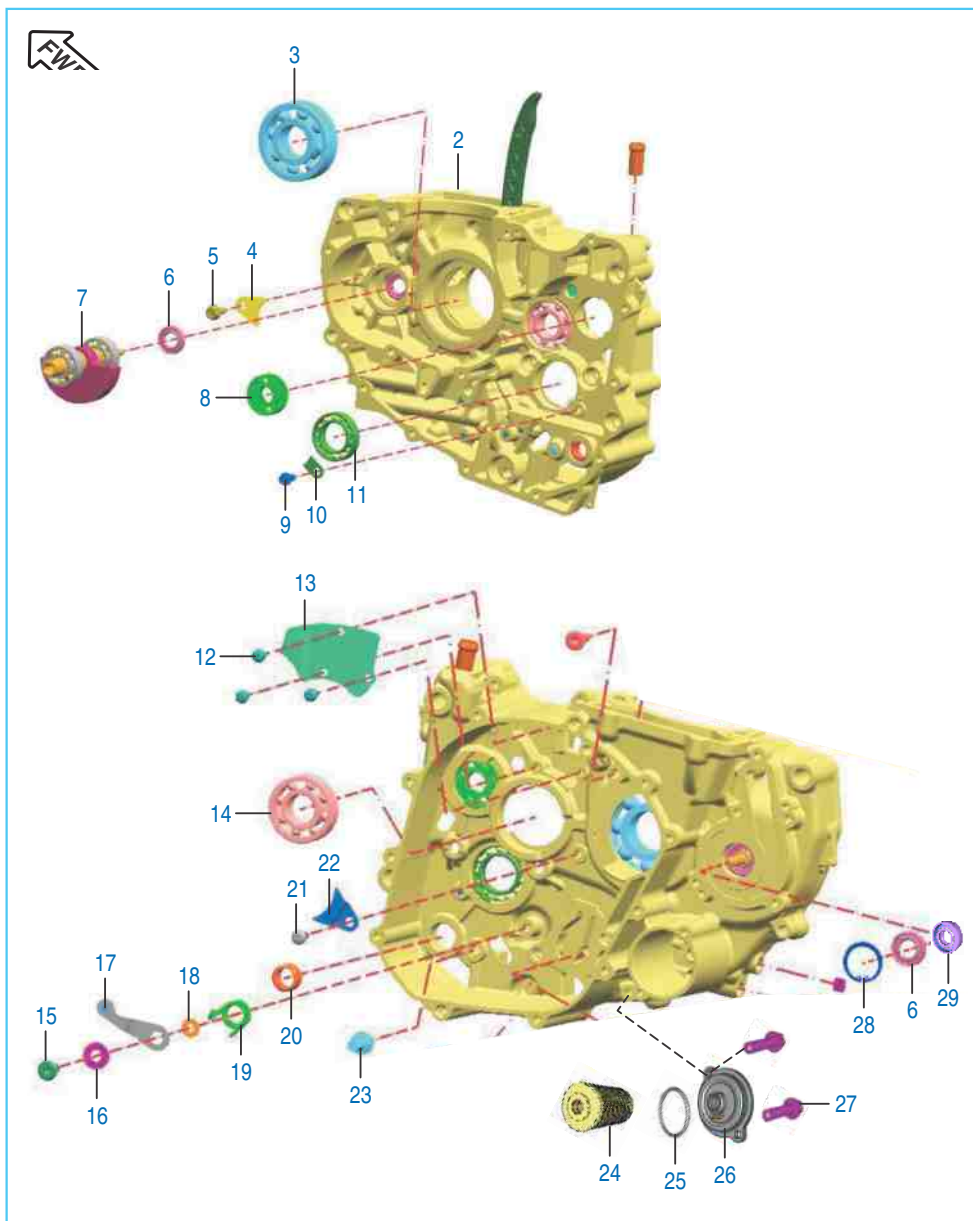
| No. | Part No.   | Description                  | Qty.   |        | Remarks     |
|-----|------------|------------------------------|--------|--------|-------------|
|     |            |                              | 200 NS | 200 AS |             |
| 1   | JL 5614 01 | Lever Complete Change        | 1      | 1      |             |
|     | 52 JL04 20 | Assembly Change Lever Comp   | 1      | -      | Model BS IV |
| 2   | JL 5614 04 | Assembly Lever Change Arm    | 1      | 1      |             |
| 3   | DH 1015 09 | Damper                       | 1      | 1      |             |
| 4   | JL 5614 05 | Rod Tie                      | 1      | 1      |             |
|     | 52 JF00 62 | Assembly Tie Rod - With Nut  | 1      | -      | Model BS IV |
| 5   | JD 5614 16 | Washer - Nylon               | 2      | 2      |             |
| 6   | 39 0808 08 | Pin - Split                  | 2      | 2      |             |
| 7   | JL 5614 07 | Boot -Change Arm             | 1      | 1      |             |
|     | JL 5612 06 | Assly Arm Change Ball Joint  | 1      | -      | Model BS IV |
| 8   | JL 5614 08 | Boot -Change Lever           | 1      | 1      |             |
|     | JL 5612 05 | Assly Lever Shift Ball Joint | 1      | -      | Model BS IV |
| 9   | 39 2453 04 | Bolt - Flange M6             | 1      | 1      |             |
| 10  | JG 5612 00 | Lever Gear Shift Assy Comp.  | 1      | --     |             |
|     | DT 5612 06 | Lever Gear Shift Assy Comp.  | --     | 1      |             |
| 11  | JG 5612 15 | Compression Spring           | 1      | 1      |             |
| 12  | JG 5612 18 | Torsion Spring               | 1      | --     |             |
|     | JG 5612 32 | Torsion Spring               | --     | 1      |             |
| 13  | JG 5612 17 | Bush-Torsion Spring          | 1      | 1      |             |
| 14  | JL 5614 09 | Bolt Gear Change Lever       | 1      | 1      |             |
| 15  | JL 5614 10 | Washer - Steel               | 1      | 1      |             |
| 16  | 01 1100 05 | 'O' Ring                     | 2      | 2      |             |

Engine Assembly / Crankcase RH



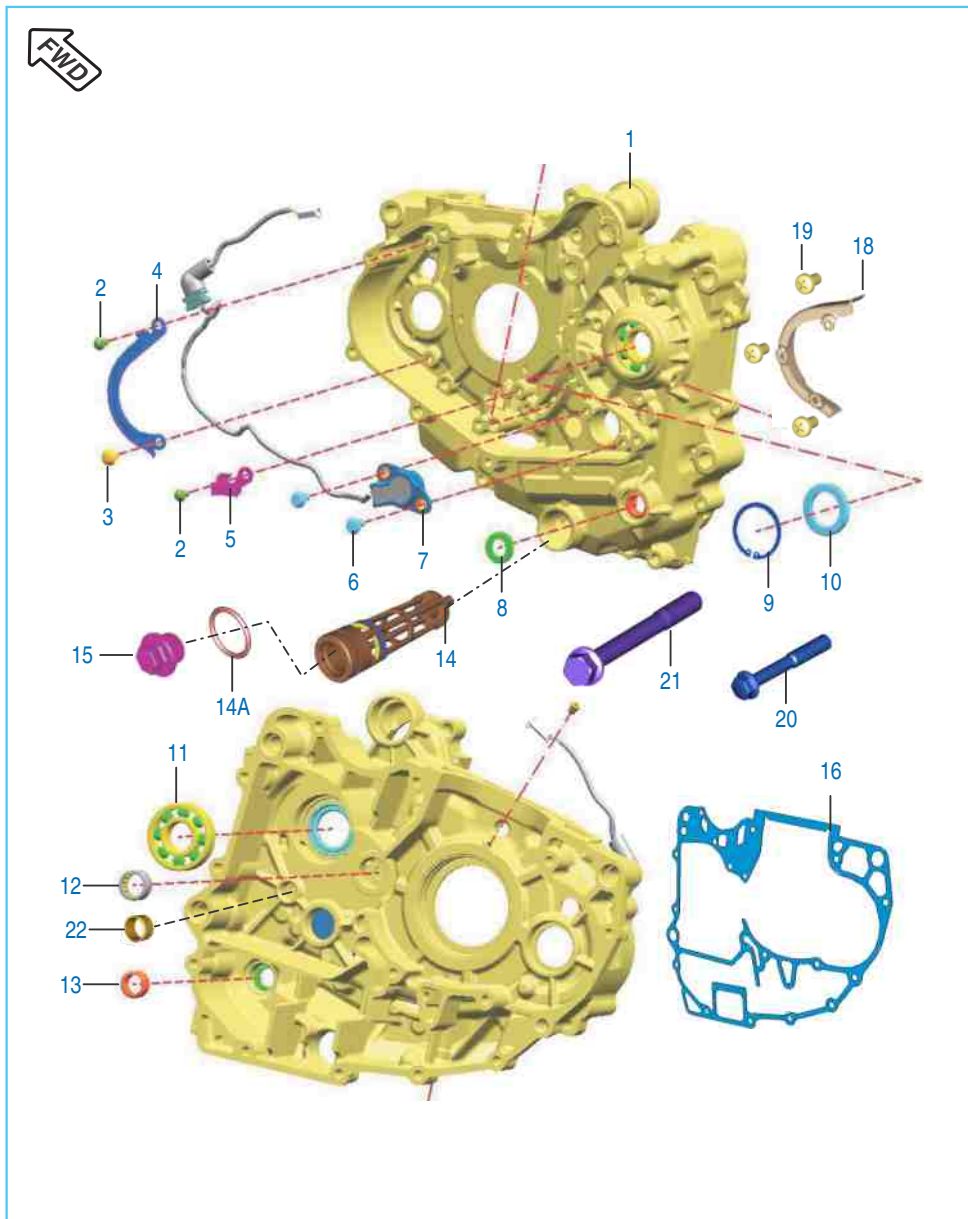
| No. | Part No.   | Description                   | Qty.   |        | Remarks             |
|-----|------------|-------------------------------|--------|--------|---------------------|
|     |            |                               | 200 NS | 200 AS |                     |
| 1   | JL 5010 03 | Assembly Engine               | 1      | --     | N.I.                |
|     | JL 5010 63 | Assembly Engine               | 1      | -      | Model BS IV         |
|     | JL 5010 40 | Assembly Engine               | --     | 1      |                     |
| 2   | 36 JL00 95 | Kit Asly Crankcase RH New     | 1      | 1      | Refer Page No. 108  |
|     | 36 DT00 79 | Kit Asly Crankcase RH New     | 1      | --     | Model BS IV         |
| 3   | 39 1931 20 | Ball Bearing 28 X 68 X 18     | 1      | 1      |                     |
| 4   | JG 5410 46 | Balancer Bearing Stopper      | 1      | 1      |                     |
|     | JY 5410 47 | Stopper I/P Shaft Bearing     | 1      | -      | Model BS IV         |
| 5   | LA D000 77 | Bolt Flanged M6x16            | 1      | 1      |                     |
| 6   | JG 6010 07 | Special Shaft Seal Ring (oil) | 2      | 2      |                     |
| 7   | JL 5312 05 | Assembly Balancer Integral    | 1      | 1      | Refer Circular D-55 |
| 8   | 39 2602 20 | Bearing - Ball 6202/HN3       | 1      | 1      |                     |
| 9   | AA 1014 37 | Screw Precoated               | 1      | 1      |                     |
| 10  | JG 5410 59 | Plate Stopper Bearing Drum    | 1      | 1      |                     |
| 11  | 39 2601 20 | Bearing Ball 61905 (25X42X9)  | 1      | 1      |                     |
| 12  | LB B000 06 | Screw Pan head                | 3      | 3      |                     |
| 13  | JU 5410 05 | Breather Plate                | 1      | 1      |                     |
| 14  | 59 2000 28 | Bearing Ball RH               | 1      | 1      |                     |
| 15  | JG 5612 04 | Bolt Drum Stopper             | 1      | 1      |                     |
| 16  | JG 5612 05 | Washer                        | 1      | 1      |                     |
| 17  | JG 5610 09 | Stopper Drum Complete         | 1      | 1      |                     |
| 18  | 39 2005 11 | Washer                        | 1      | 1      |                     |
| 19  | JG 5612 26 | Spring                        | 1      | 1      |                     |
| 20  | 39 2562 20 | Bearing - Needle Roller       | 1      | 1      |                     |

Engine Assembly / Crankcase RH



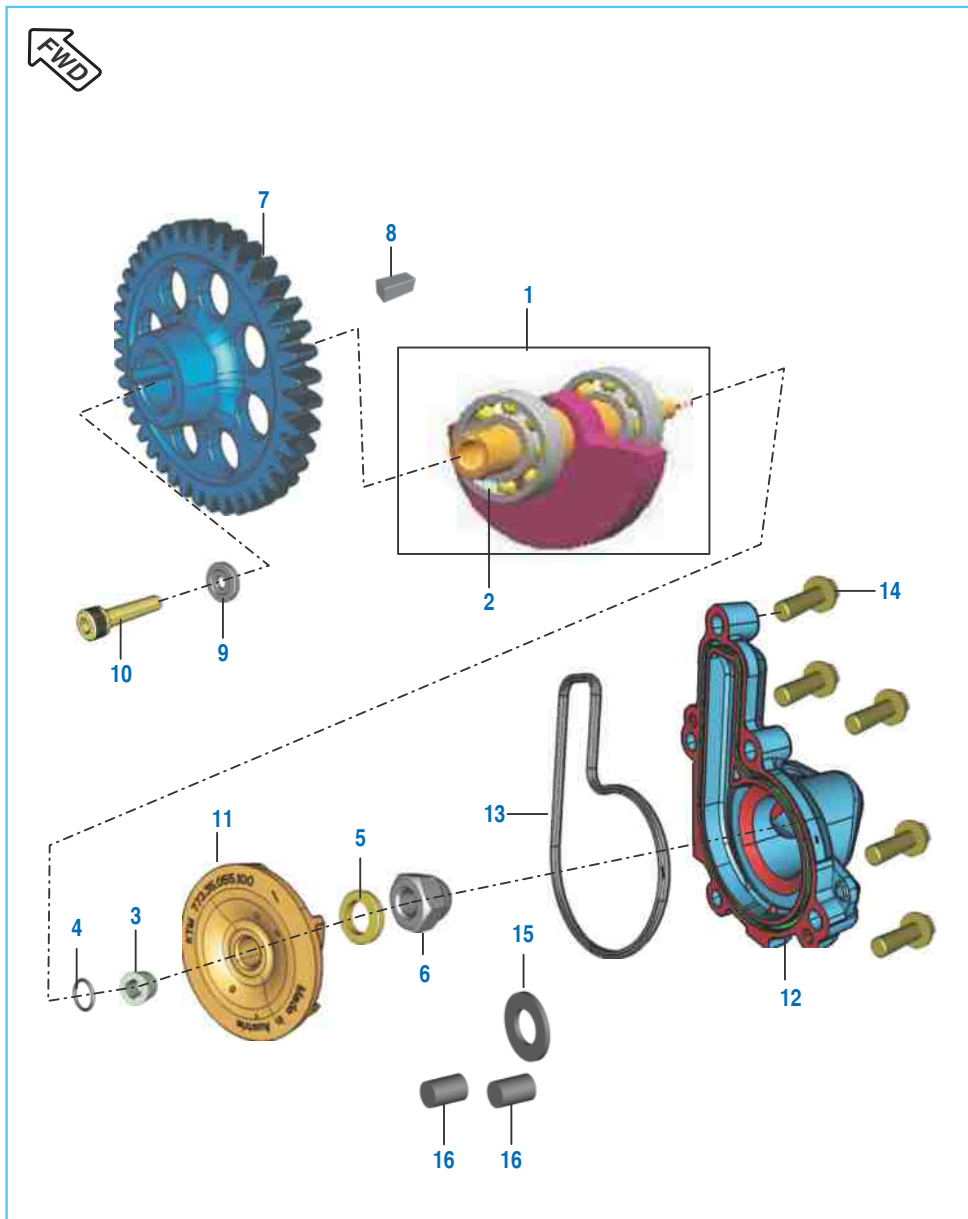
| No. | Part No.   | Description                 | Qty.   |        | Remarks             |
|-----|------------|-----------------------------|--------|--------|---------------------|
|     |            |                             | 200 NS | 200 AS |                     |
| 21  | 39 0746 01 | Screw Pan Cross - M6        | 1      | 1      |                     |
|     | LB B000 07 | Screw Pan Cross M6          | 1      | -      | Model BS IV         |
| 22  | JG 5410 45 | Input Shaft Bearing Stopper | 1      | 1      |                     |
| 23  | DP 1011 91 | Bolt Shifter                | 1      | 1      |                     |
| 24  | JG 5710 14 | Oil Filter                  | 1      | 1      |                     |
| 25  | JG 5710 16 | O-Ring                      | 1      | 1      |                     |
| 26  | JE 5412 18 | Cap Oil Filter              | 1      | --     | Ref. Ser. Cir. D-62 |
|     | JL 5710 01 | Cap Oil Filter              | 1      | -      | Model BS IV         |
|     | JL 5412 37 | Cap Oil Filter              | --     | 1      |                     |
| 27  | KA DP05 16 | Hexagonal Flange Bolt       | 2      | 2      |                     |
|     | LA D000 63 | Bolt Flanged                | 2      | 2      |                     |
|     | KA EQ06 16 | Bolt Flange Small           | 2      | -      | Model BS IV         |
| 28  | LE B000 01 | Circlip Internal            | 1      | 1      |                     |
|     | 39 0594 17 | Internal Circlip            | 1      | -      | Model BS IV         |
| 29  | JL 6010 10 | Water Seal Double Lip       | 1      | -      | Model BS IV         |

Crankcase LH



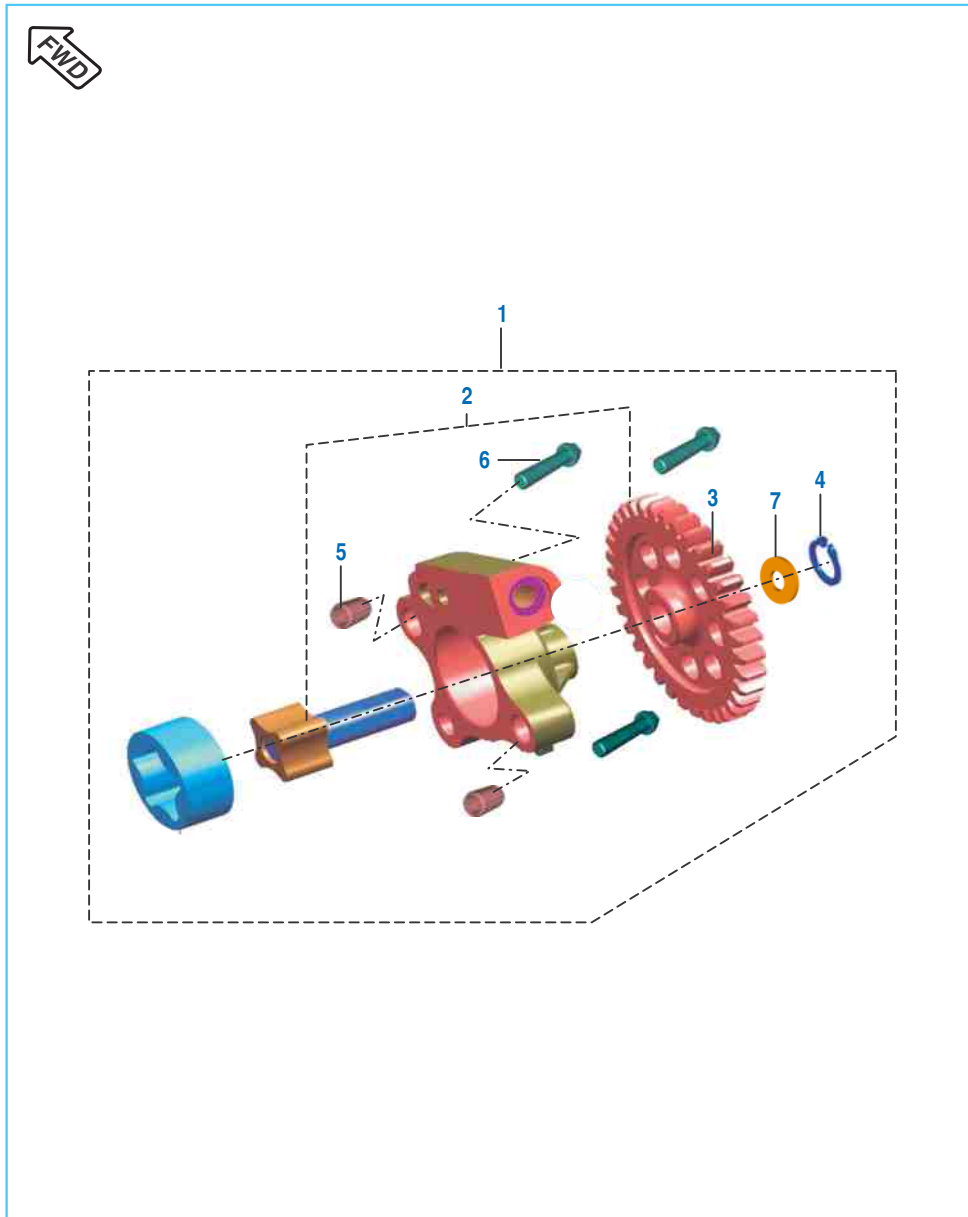
| No. | Part No.   | Description                      | Qty.   |        | Remarks                                  |
|-----|------------|----------------------------------|--------|--------|--|
|     |            |                                  | 200 NS | 200 AS |  |
| 1   | 36 JL00 94 | Kit Assly. Crankcase LH          | 1      | 1      | Refer Page No. 107<br>Model BS IV onward |
|     | 36 DT00 80 | Kit Assly. Crankcase LH          | 1      | --     |  |
| 2   | LA E000 14 | Bolt Flanged                     | 2      | 2      | Model BS IV                              |
|     | DH 1013 83 | Bolt Flanged                     | 2      | --     |  |
| 3   | DH 1013 81 | Pre Coated pan Screw             | 1      | 1      | Model BS IV                              |
|     | LB B000 07 | Screw Pan Cross                  | 1      | --     |  |
| 4   | JG 5410 63 | Bracket Harness Upper            | 1      | 1      | Model BS IV                              |
|     | JU 5410 18 | Bracket Harness Upper            | 1      | --     |  |
| 5   | JG 5410 44 | Bracket Harness Lower            | 1      | 1      |  |
| 6   | 39 1773 04 | Bolt M-5 x 16                    | 2      | 2      |  |
| 7   | JL 3518 00 | Neutral Indicator Switch         | 1      | 1      |  |
| 8   | 39 1043 19 | Seal Oil                         | 1      | 1      | Gear Change lever                        |
| 9   | KE BA37 15 | Circlip Internal                 | 1      | 1      | Output Shaft                             |
| 10  | DG 1014 56 | Seal Oil                         | 1      | 1      | Output Shaft                             |
|     | JY 5410 58 | Oil Seal Output Shaft            | 1      | --     | Model BS IV                              |
| 11  | 59 2000 06 | Bearing Ball                     | 1      | 1      | Output Shaft                             |
| 12  | JG 5410 15 | Needle Bearing                   | 1      | 1      | Drum                                     |
| 13  | 39 2562 20 | Needle Bearing                   | 1      | 1      | Model BS IV                              |
|     | BF 5610 20 | Bearing Plain                    | 1      | --     |  |
| 14  | JG 5710 24 | Mesh Oil Filter Assly (Strainer) | 1      | --     | Model BS IV                              |
|     | JY 5710 30 | Mesh Strainer Assly              | --     | 1      |  |
| 14A | LJ A000 04 | 'O' Ring Strainer                | 1      | 1      |  |
| 15  | JA 5410 48 | Strainer Cap with 'O' Ring       | 1      | 1      |  |
| 16  | JG 5410 41 | Gasket Crankcase                 | 1      | 1      |  |
| 17  | 36 JL00 14 | Kit Engine Gasket                | 1      | 1      | Refer Page No. 107                       |
| 18  | JG 5410 58 | Chain Guard                      | 1      | 1      | D-52 dated 11/02/2013                    |
| 19  | KB BG06 12 | Pan Head Screw                   | 3      | 3      | D-52 dated 11/02/2013                    |
|     | LB B000 07 | Screw Pan Cross                  | 3      | --     |  |
| 20  | KA EQ06 40 | Bolt Flanged L-40                | 10     | 10     | C'case joining                           |
| 21  | LA D000 81 | Bolt Flanged L-60                | 4      | 4      | C'case joining                           |
|     | BF 5610 20 | Bearing Plain                    | 1      | --     |  |

Balancer Idler Gear / Water Pump



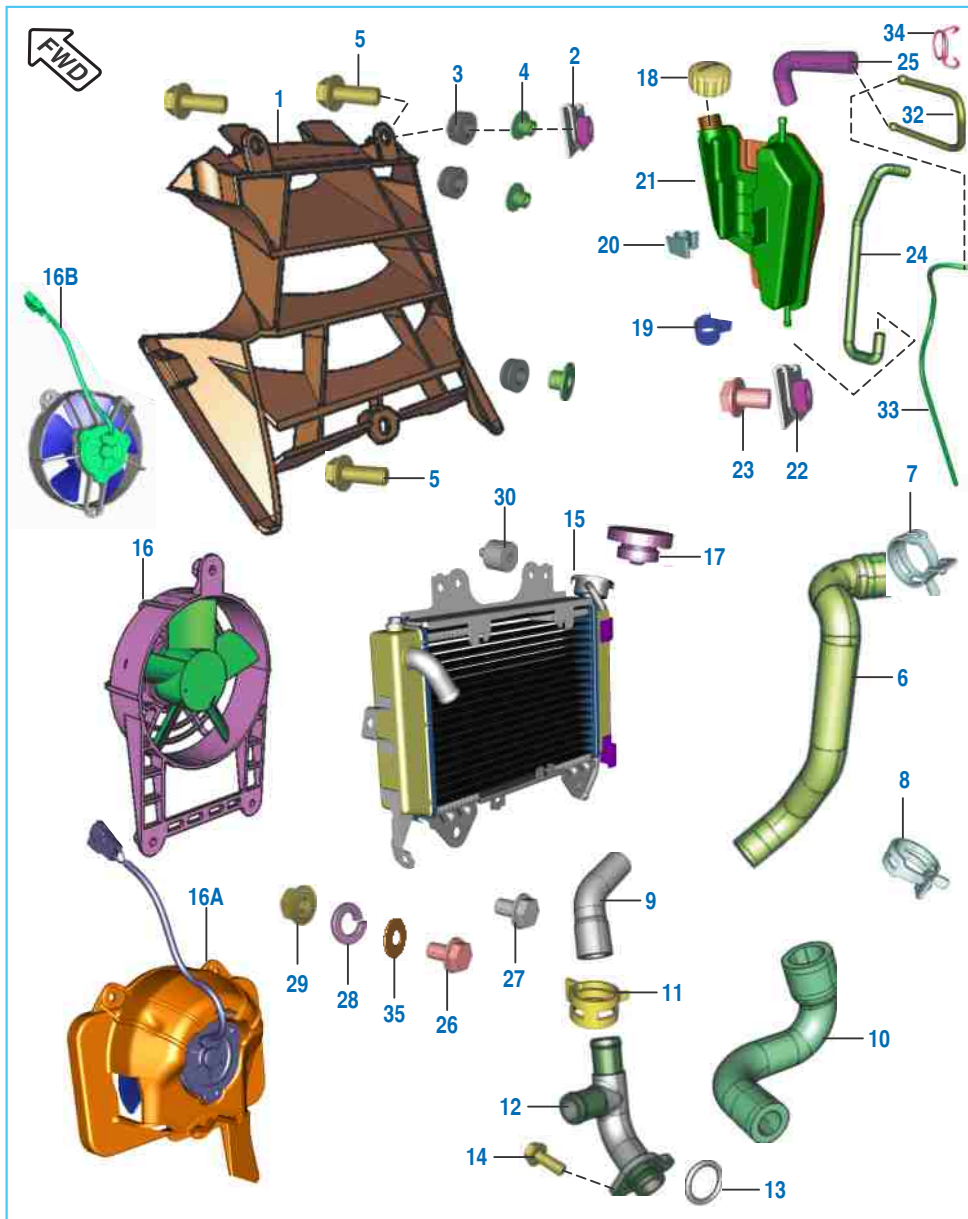
| No. | Part No.   | Description                 | Qty.   |        | Remarks        |
|-----|------------|-----------------------------|--------|--------|----------------|
|     |            |                             | 200 NS | 200 AS |                |
| 1   | JU 5312 13 | Balancer Assy               | 1      | -      |                |
|     | JL 5312 05 | Assembly Balancer Integral  | 1      | -      | Model BS IV    |
|     | JU 5312 15 | Balancer Assy               | --     | 1      |                |
| 2   | 59 2000 36 | Balancer Bearing            | 2      | 2      | (6203/HN3C3D8) |
|     | JG 5312 11 | Sleeve Balancer Driven      | 1      | --     |                |
| 3   | JG 5312 28 | Sleeve Balancer Driven      | --     | 1      |                |
|     | JG 5312 12 | O Ring Balancer Driven      | 1      | 1      |                |
| 4   | JG 5312 29 | O Ring Balancer Driven      | --     | 1      |                |
|     | JG 5312 15 | Washer (2.5MM)              | 1      | 1      |                |
| 6   | JG 6010 05 | Dome Nut                    | 1      | 1      |                |
| 7   | JG 5312 07 | Gear Balancer Driven        | 1      | 1      |                |
| 8   | DS 1011 54 | Key                         | 1      | 1      |                |
| 9   | DH 1010 48 | Washer - Special Camshaft   | 1      | 1      |                |
|     | LD B000 51 | Washer Plain                | 1      | -      | Model BS IV    |
| 10  | DK 1013 86 | Pre-coated Soc Hd Cap Bolt  | 1      | 1      | M8X40          |
|     | LA C000 86 | Bolt Socket                 | 1      | -      | Model BS IV    |
| 11  | 36 JL00 39 | Kit Water Pump Rotor & Seal | 1      | 1      |                |
| 12  | JG 6010 11 | Cover Water Pump            | 1      | --     |                |
|     | JL 6010 05 | Cover Water Pump            | 1      | 1      |                |
| 13  | JG 6010 12 | O-Ring (Water Pump Cover)   | 1      | 1      |                |
| 14  | KA DQ06 20 | Bolt Hexagonal              | 5      | --     |                |
|     | KA EQ06 20 | Bolt Flanged                | --     | 5      |                |
| 15  | 39 1665 11 | Washer - Seal               | 1      | 1      | N.I.           |
| 16  | 39 2606 07 | Pin - Parallel              | 2      | 2      | N.I.           |

Oil Pump



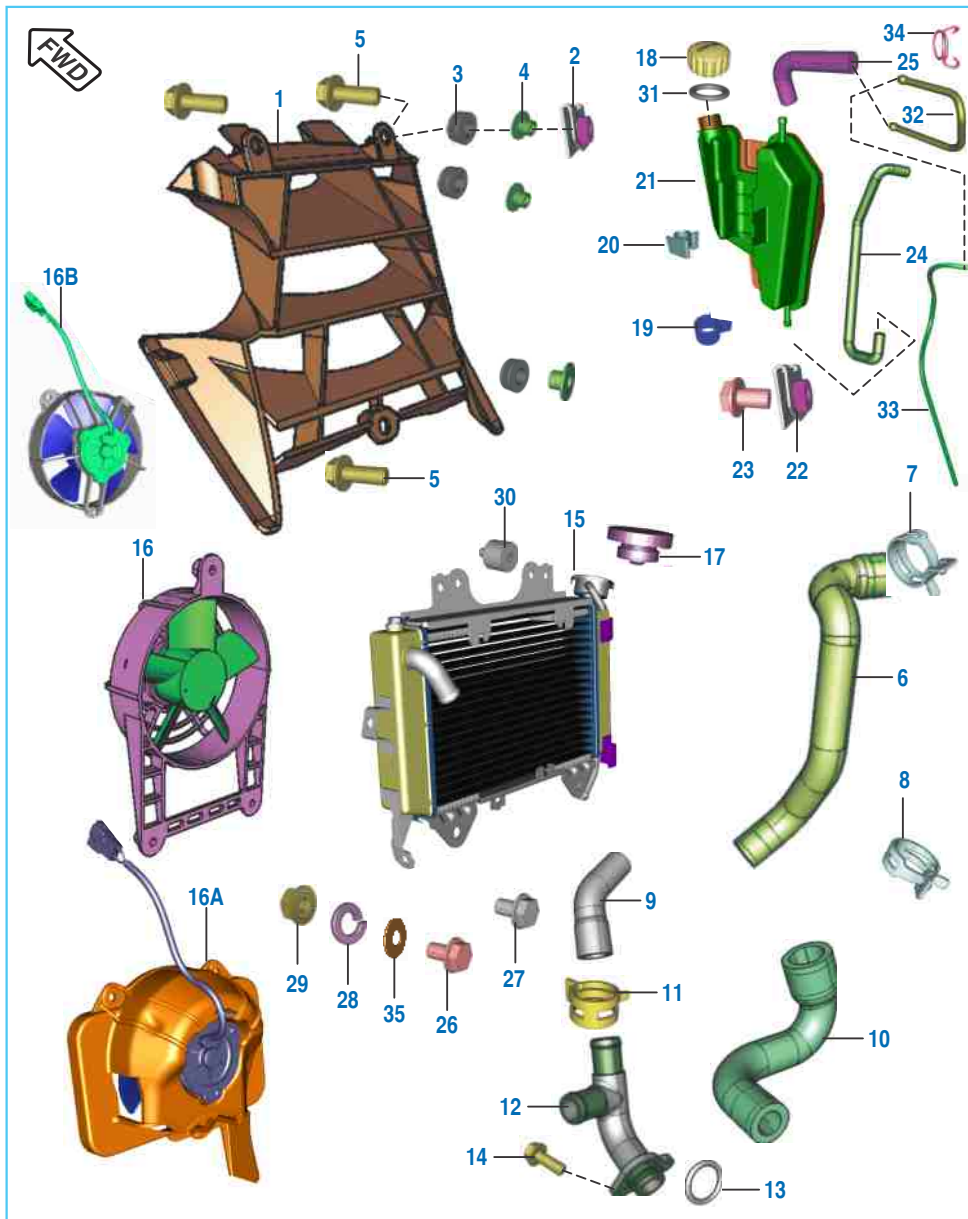
| No. | Part No.   | Description           | Qty.   |        | Remarks     |
|-----|------------|-----------------------|--------|--------|-------------|
|     |            |                       | 200 NS | 200 AS |             |
| 1   | JU 5710 00 | Oil Pump Assy Comp    | 1      | 1      |             |
| 2   | 36 JG00 04 | Shaft Oil Pump Assy   | 1      | 1      |             |
| 3   | JG 5710 18 | Gear Oil Pump Drive   | 1      | 1      |             |
| 4   | KE AA11 10 | Circlip               | 1      | --     |             |
|     | KE AB10 10 | Circlip               | --     | 1      |             |
| 5   | 39 0999 06 | Pin - Hollow Dowel    | 2      | 2      |             |
| 6   | LA E000 18 | Bolt Flanged M6X1X30L | 3      | 3      |             |
| 7   | JG 5090 03 | Washer Plain          | 1      | -      | Model BS IV |

Radiator



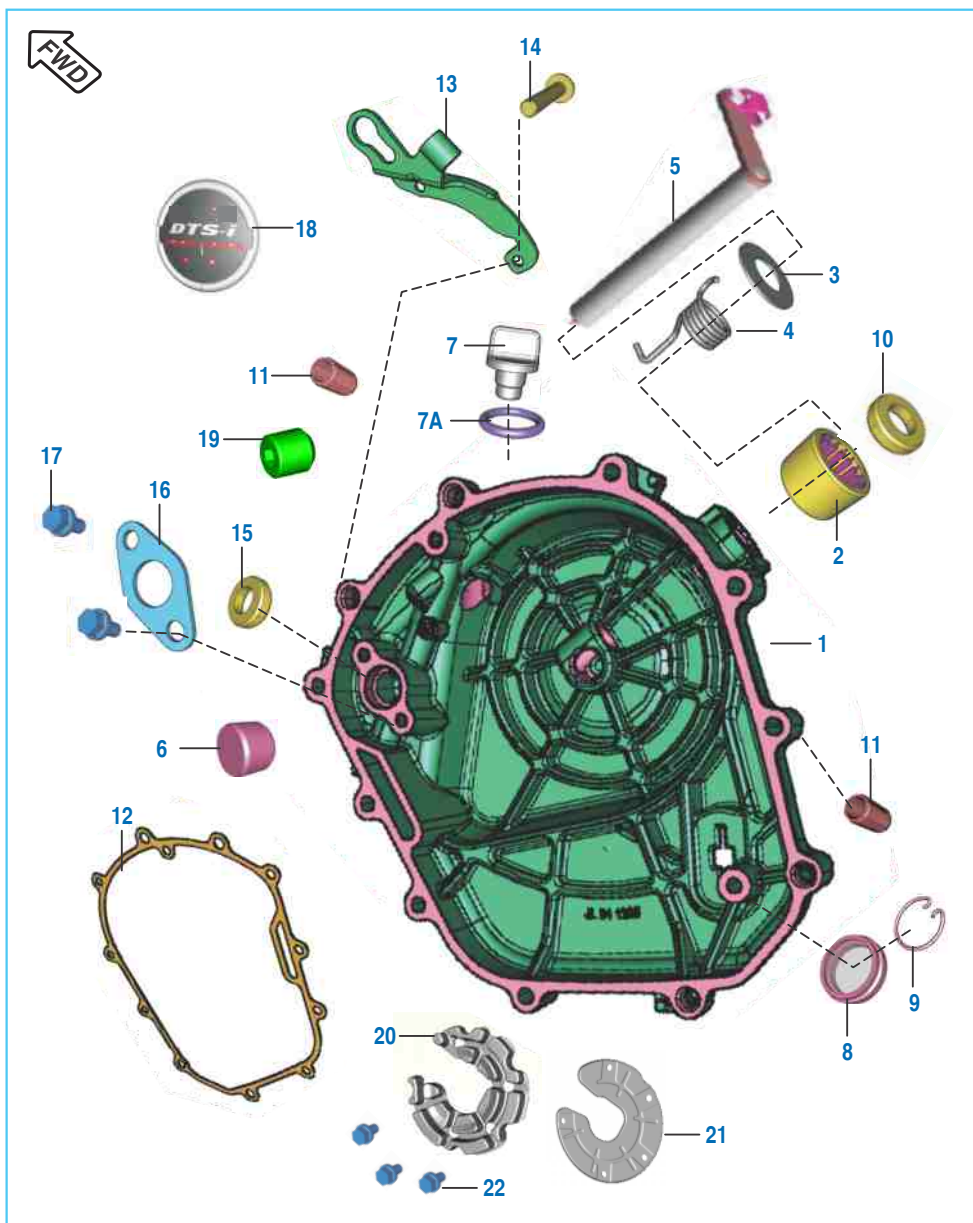
| No. | Part No.   | Description                  | Qty.   |        | Remarks            |
|-----|------------|------------------------------|--------|--------|--------------------|
|     |            |                              | 200 NS | 200 AS |                    |
| 1   | JL 6012 10 | Cowl Radiator                | 1      | --     |                    |
|     | JL 1814 40 | Cowl Radiator                | --     | 1      |                    |
| 2   | DJ 1810 65 | Nut - Clip M6                | 3      | 3      |                    |
| 3   | JL 1812 56 | Grommet For Radiator Cowl    | 3      | 3      |                    |
| 4   | JW 1710 15 | Collar Spoiler Central       | 3      | 3      | Refer Cir. D-58    |
|     | JL 6012 31 | Sleeve                       | 3      | 3      |                    |
|     | 39 1944 04 | Bolt - Flange                | 3      | 3      |                    |
| 6   | JL 6010 00 | Hose Thermostat To Radiator  | 1      | 1      |                    |
| 7   | JG 6012 21 | Clamp Radiator Pipe          | 1      | 1      |                    |
| 8   | JG 6012 09 | Clamp Radiator Pipe Dia 19.8 | 2      | 2      | Ref Ser. Cir. D-62 |
|     | JG 6012 34 | Clamp Dia 23                 | 2      | 2      |                    |
| 9   | JL 6012 20 | Coolant Hose Radiator To T   | 1      | --     | (Rad To CO Pump)   |
|     | JL 6012 09 | Coolant Hose Radiator To T   | 1      | --     |                    |
|     | JL 6012 20 | Hose Coolant                 | 1      | 1      |                    |
| 10  | JL 6010 01 | Hose By Pass To Pump         | 1      | --     | 18 mm ID           |
|     | JL 6012 19 | Hose Coolant (Block-CO Pump) | 1      | 1      | 21 mm ID           |
| 11  | JL 6012 12 | Clamp Radiator Dia 19        | 1      | 1      | From 26.12.2012    |
|     | JL 6012 21 | Clamp Dia 29                 | 2      | 2      |                    |
| 12  | JL 6012 28 | Pipe Coolant "T" Assembly    | 1      | 1      | From 26.12.2012    |
| 13  | JG 6012 21 | O-Ring Coolant Pipe          | 1      | 1      |                    |
| 14  | LJ A000 05 | Pipe Coolant "T" O-ring      | 1      | --     | Model BS IV        |
|     | 39 2204 04 | Bolt - Hexagon Head With M6  | 2      | --     |                    |
| 15  | LA E000 41 | Bolt Flange                  | 2      | --     | Model BS IV        |
|     | LA D000 82 | Bolt Flanged                 | 2      | 2      | Ref Ser. Cir. D-62 |
|     | JL 6012 00 | Radiator                     | 1      | --     |                    |
| 16  | JL 6012 34 | Radiator Core W/o Fan        | --     | 1      |                    |
|     | JG 6012 37 | Radiator Fan                 | 1      | --     |                    |

Radiator



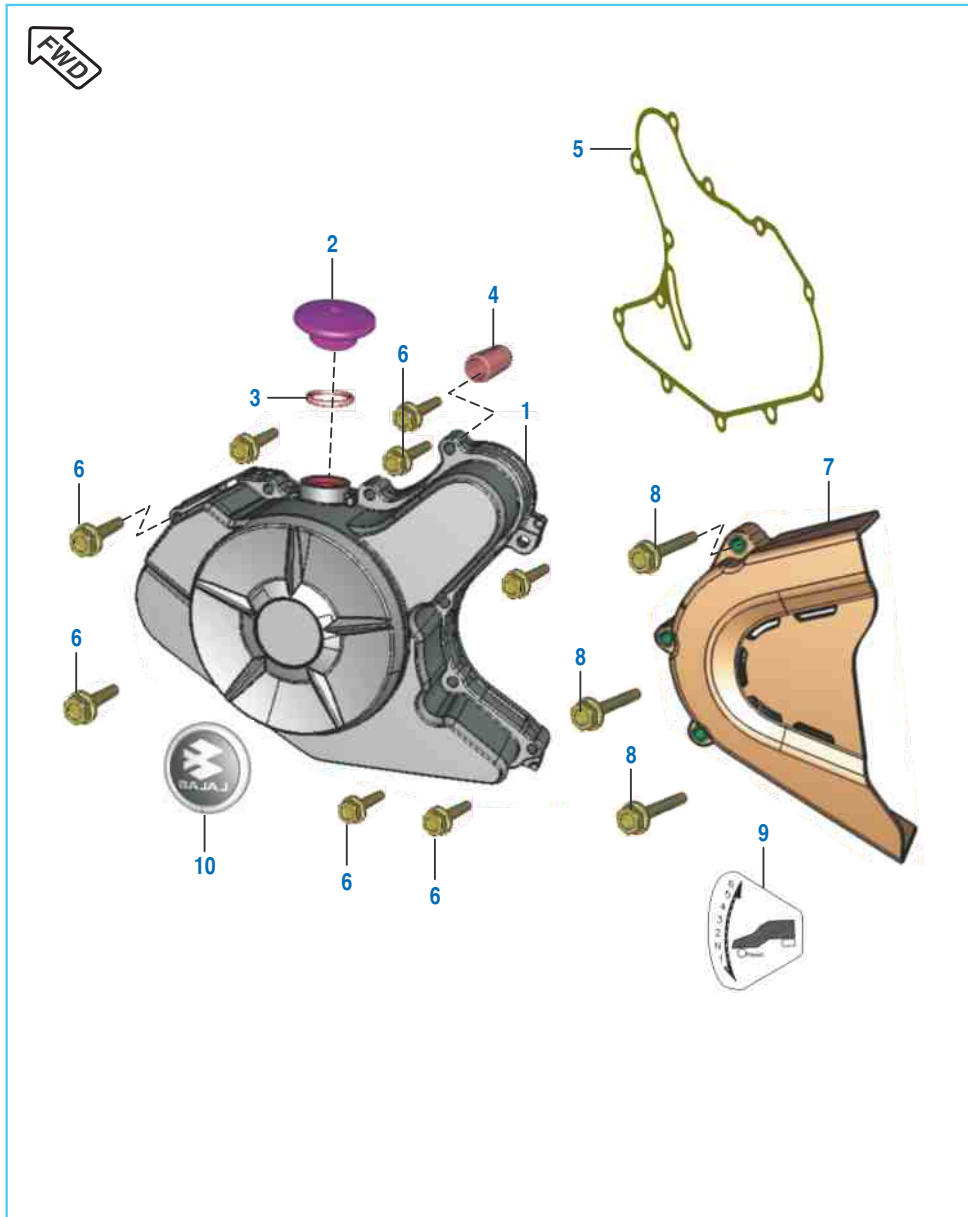
| No. | Part No.   | Description                  | Qty.   |        | Remarks                 |
|-----|------------|------------------------------|--------|--------|-------------------------|
|     |            |                              | 200 NS | 200 AS |                         |
| 16A | JY 6012 35 | Fan Assly                    | --     | 1      |                         |
| 16B | JG 6012 37 | Fan Radiator                 | 1      | --     | Model BS IV             |
| 17  | JG 6012 29 | Pressure Cap Radiator        | 1      | --     |                         |
|     | JG 6012 35 | Pressure Cap Radiator        | 1      | 1      | D-53 dated 19/02/2013   |
| 18  | JG 6012 11 | Cap Expansion Tank           | 1      | 1      |                         |
| 19  | JL 6012 15 | Clamp -Expansion Tank        | 2      | 2      |                         |
| 20  | JG 1710 29 | Spring Band Clip 10 Mm       | 3      | 3      |                         |
| 21  | JL 6012 09 | Tank Expansion               | 1      | 1      |                         |
|     | JL 6012 35 | Assembly Tank Expansion      | 1      | 1      | Refer Ser Cir - 2014_04 |
| 22  | DJ 1810 65 | Nut - Clip M6                | 2      | 2      |                         |
| 23  | 39 1944 04 | Bolt - Flanged               | 2      | 2      |                         |
| 24  | JL 6012 13 | Hose -Expansion Tank         | 1      | --     |                         |
|     | JL 6012 27 | Hose -Expansion Tank         | 1      | 1      | D-53 dated 19/02/2013   |
| 25  | JL 6012 14 | Hose -Expansion Tank Top     | 1      | --     |                         |
|     | JG 6012 13 | Tube Drain Hose -Ex Tank     | 1      | 1      | Refer Ser Cir - 2014_04 |
| 26  | LA D000 40 | Bolt Flanged M6 - 6L         | 3      | 3      |                         |
| 27  | 39 1551 04 | Bolt - Flange                | 1      | 1      |                         |
| 28  | 39 0732 12 | Washer - Spring              | 4      | 4      |                         |
|     | KD DB06 12 | Washer Spring Thin           | 4      | --     | Model BS IV             |
| 29  | 39 2711 15 | Nut - Flange M6 X 1P         | 4      | 4      |                         |
| 30  | JG 5810 14 | Silent Block                 | 4      | 4      |                         |
|     | JL 6012 16 | Rubber Damper Radiator Mtg.  | 2      | --     | Model BS IV             |
| 31  | JG 6012 30 | Expansion Tank O-ring        | 1      | 1      | For Cap                 |
| 32  | JL 6012 18 | Tube Expan. Tank Breth.Conn. | 1      | --     |                         |
| 33  | JL 6012 17 | Hose Expansion Tank Breather | 1      | --     | Model BS IV             |
| 34  | BA 1220 03 | Pipe Clip                    | 2      | --     | Model BS IV             |
| 35  | 39 2704 11 | Washer                       | 4      | --     | Model BS IV             |

Cover Clutch



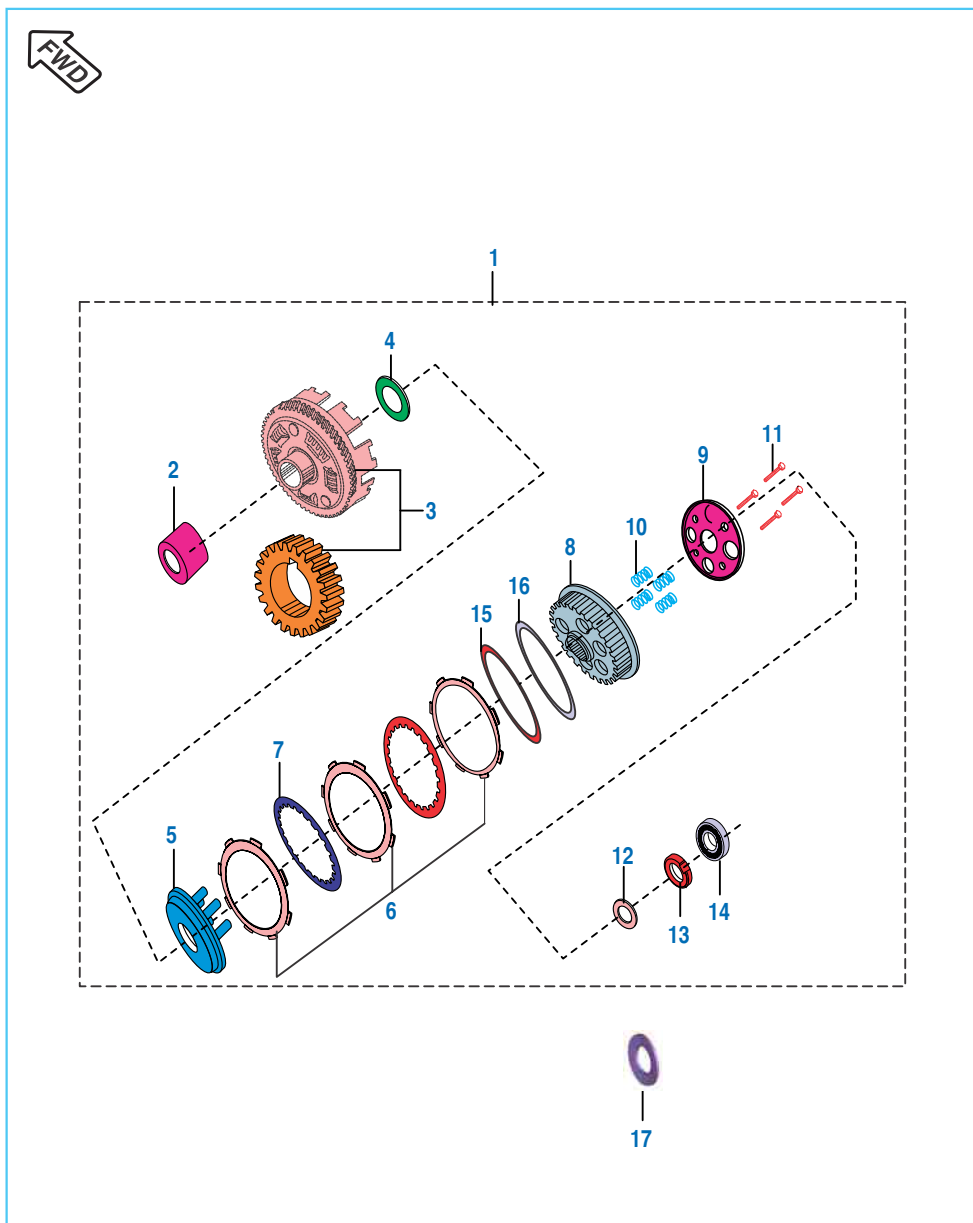
| No. | Part No.   | Description                 | Qty.   |        | Remarks              |
|-----|------------|-----------------------------|--------|--------|----------------------|
|     |            |                             | 200 NS | 200 AS |                      |
| 1   | 52 JL00 73 | Clutch Cover Assly Complete | 1      | --     | In place of 36JL0002 |
|     | 36 JL00 46 | Kit Assly Clutch Cover      | 1      | --     |                      |
|     | DT 5412 12 | Assly CI Cover              | --     | 1      | Model BS IV          |
|     | 52 JL08 92 | Assly CI Cover              | 1      | --     |                      |
|     | 39 1990 20 | Bearing - Needle            | 1      | 1      |                      |
| 3   | LD B000 20 | Washer 12.5X24X0.8T         | 1      | 1      |                      |
| 4   | JG 5510 17 | Spring                      | 1      | 1      |                      |
| 5   | JG 5510 15 | Shaft Clutch Release Assy   | 1      | --     |                      |
|     | DT 5410 19 | Shaft Clutch Release Assy   | --     | 1      |                      |
| 6   | JU 5514 01 | Rod Push                    | 1      | 1      |                      |
| 7   | JG 5412 30 | Cap Oil Filling             | 1      | 1      |                      |
| 7A  | 39 1537 21 | Ring 'O'                    | 1      | 1      |                      |
| 8   | DG 1014 18 | Gauge                       | 1      | --     |                      |
| 9   | JL 5412 27 | Window Oil Gauge            | 1      | 1      | Ref Ser. Cir. D-62   |
|     | DS 1012 15 | Clip - Wire                 | 1      | --     |                      |
| 10  | DH 1021 17 | Clip - Wire                 | --     | 1      | N.I.                 |
|     | 39 1041 19 | Seal - Oil                  | 1      | 1      |                      |
| 11  | 39 0999 06 | Pin - Hollow Dowel          | 2      | 2      |                      |
| 12  | JL 5412 07 | Gasket Clutch Cover         | 1      | 1      |                      |
| 13  | JL 5412 10 | Bracket Clutch Cable        | 1      | --     |                      |
|     | JL 5412 46 | Bracket Clutch Cable        | --     | 1      |                      |
| 14  | KA DQ06 30 | Bolt Flanged                | 11     | --     |                      |
|     | KA EQ06 30 | Bolt Flanged                | --     | 11     |                      |
| 15  | 39 1046 19 | Seal - Oil                  | 1      | 1      |                      |
| 16  | JG 5412 31 | Plate -position             | 1      | 1      |                      |
| 17  | AA 1014 37 | Screw Pre-Coated            | 2      | 2      |                      |
| 18  | JL 5412 22 | Decal Triple Spark          | 1      | 1      |                      |
| 19  | JL 5412 18 | Jet Oil Clutch Cover        | 1      | 1      | N.I.                 |
| 20  | JL 5412 30 | Damper Clutch Cover         | 1      | 1      | Ref. Serv. Cir. D-59 |
| 21  | JL 5412 31 | Plate Damper Clutch Cover   | 1      | 1      | Ref. Serv. Cir. D-59 |
| 22  | DH 1013 88 | Bolt Flange                 | 5      | 5      | Ref. Serv. Cir. D-59 |

Cover Magneto



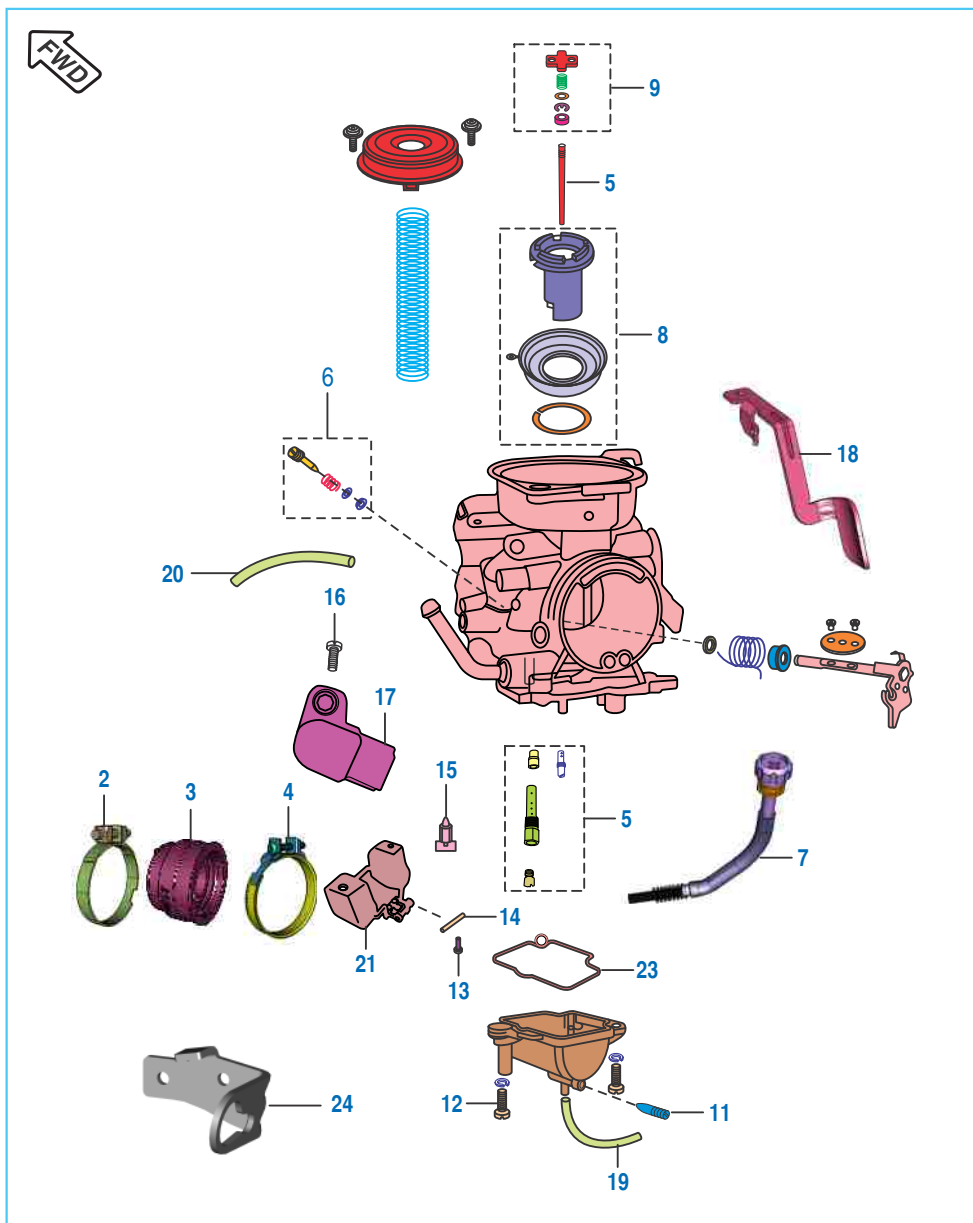
| No. | Part No.   | Description              | Qty.   |        | Remarks           |
|-----|------------|--------------------------|--------|--------|-------------------|
|     |            |                          | 200 NS | 200 AS |                   |
| 1   | JL 5412 44 | Cover Magneto            | 1      | -      | Slate Gray Colour |
|     | JL 5412 43 | Magneto Cover            | 1      | 1      |                   |
|     | 56 JL1W 3V | Cover Magneto            | 1      | -      |                   |
| 2   | JA 5412 33 | Cap TDC Finder           | 1      | 1      | Model BS IV       |
|     | JL 5412 45 | Cap TDC Finder           | 1      | -      |                   |
| 3   | 30 1011 95 | Ring - O                 | 1      | 1      |                   |
| 4   | 39 0999 06 | Pin - Hollow Dowel       | 2      | 2      |                   |
| 5   | JL 5412 08 | Gasket Magneto Cover     | 1      | 1      |                   |
| 6   | KA DQ06 30 | Bolt Flanged             | 9      | -      | Model BS IV       |
|     | KA EQ06 30 | Bolt Flanged             | -      | 9      |                   |
| 7   | JL 5412 03 | Cover LH RR              | 1      | 1      |                   |
| 8   | KA DQ06 45 | Hex Headed Bolt Flange   | 3      | 3      | Model BS IV       |
|     | KA EQ06 45 | Bolt Flange Small        | 1      | -      |                   |
| 9   | JL 2330 15 | Gear Shift Label-6 Speed | 1      | 1      |                   |
| 10  | JL 5412 23 | Decal 'Bajaj logo'       | 1      | 1      |                   |

Clutch Assly



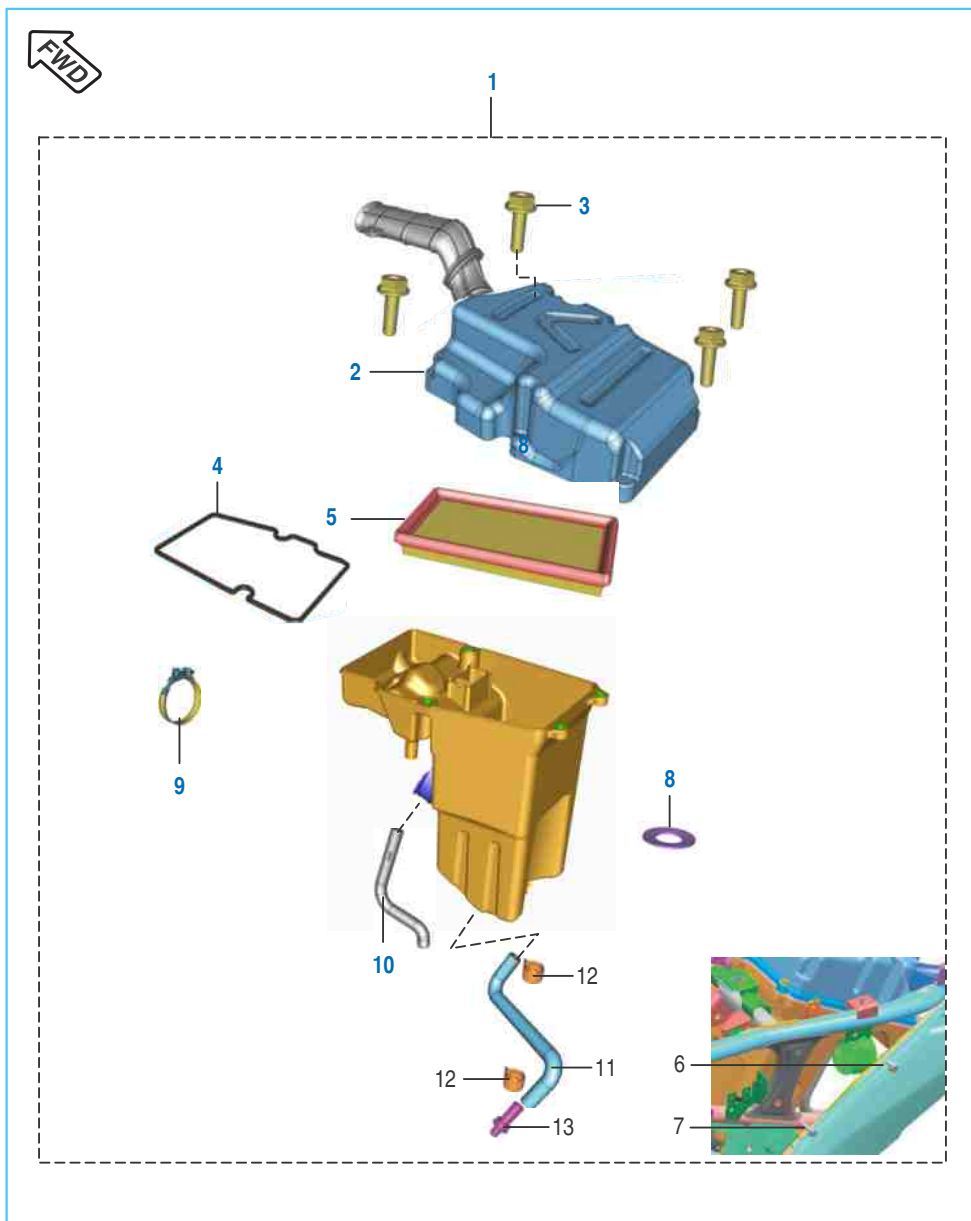
| No. | Part No.   | Description                   | Qty.   |        | Remarks            |
|-----|------------|-------------------------------|--------|--------|--------------------|
|     |            |                               | 200 NS | 200 AS |                    |
| 1   | JU 5514 04 | Clutch Assy Comp              | 1      | --     |                    |
|     | DT 5514 09 | Clutch Assy Comp              | 1      | 1      | Model ABS          |
| 2   | JG 5514 27 | Collared Bush                 | 1      | 1      |                    |
|     | DT 5514 12 | Collared Bush                 | 1      | --     | Model ABS          |
| 3   | 36 JL00 05 | Kit Gear Primary Drive+Driven | 1      | 1      | Refer Page No. 107 |
|     | 36 DT00 55 | Kit Gear Primary Drive+Driven | 1      | 1      | Model ABS          |
| 4   | JG 5514 28 | Washer Clutch                 | 1      | 1      |                    |
| 5   | JG 5514 49 | Plate (Wheel Clutch)          | 1      | --     |                    |
|     | DT 5514 02 | Clutch Pressure Plate         | --     | 1      |                    |
| 6   | 36 JU00 02 | Kit Friction Plate            | 1      | 1      | Refer Page No. 108 |
|     | JG 5514 48 | Friction Plate                | 4      | --     | Model BS IV        |
|     | JG 5514 55 | Friction Plate                | 2      | --     | Model BS IV        |
| 7   | JG 5514 47 | Pressure Plate                | 5      | 5      |                    |
|     | DT 5514 08 | Pressure Plate                | 5      | --     | Model BS IV        |
| 8   | JG 5514 43 | Clutch Holder (Hub Clutch)    | 1      | --     |                    |
|     | DT 5514 01 | Clutch Center                 | --     | 1      |                    |
| 9   | JU 5514 06 | Clutch Center (Holder Clutch) | 1      | 1      |                    |
| 10  | JU 5514 02 | Spring -Clutch                | 4      | --     |                    |
|     | DT 5514 03 | Spring -Clutch                | --     | 4      |                    |
| 11  | JG 5514 51 | Bolt 6*22                     | 4      | 4      |                    |
| 12  | 39 2200 11 | Washer-Plain (Primary Drive)  | 1      | 1      |                    |
| 13  | DH 1016 48 | Nut Clutch Center Lock        | 1      | 1      |                    |
| 14  | JG 5514 23 | Clutch Lifter Bearing         | 1      | 1      |                    |
| 15  | DP 1012 43 | Plate Judder Spring           | 1      | --     |                    |
| 16  | DP 1011 14 | Spring Anti Judder            | 1      | --     |                    |
| 17  | JL 5514 07 | Spring Bellville              | 1      | --     | N.I. Model BS IV   |

Carburettor



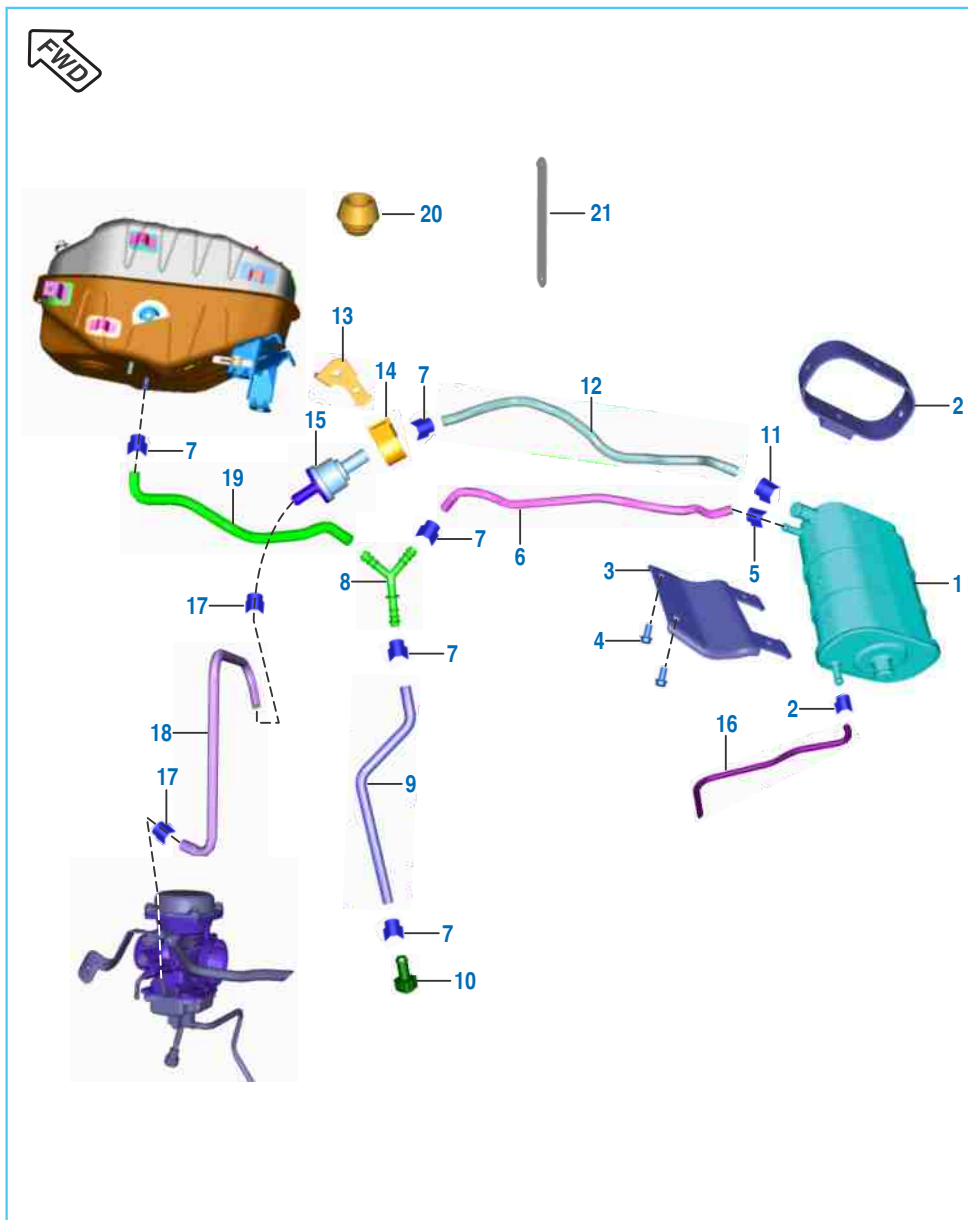
| No. | Part No.   | Description                  | Qty.   |        | Remarks               |
|-----|------------|------------------------------|--------|--------|-----------------------|
|     |            |                              | 200 NS | 200 AS |                       |
| 1   | JL 5812 01 | Carburettor                  | 1      | 1      |                       |
|     | JL 5812 15 | Carburettor Assembly EVAP    | 1      | -      | Non TPS (Model BS IV) |
| 2   | JL 5813 00 | Clamp (Duct Carburettor)     | 1      | 1      |                       |
| 3   | JL 5110 16 | Insulator Rubber             | 1      | 1      |                       |
| 4   | JL 5810 27 | Clamp                        | 1      | 1      |                       |
| 5   | 36 JL00 19 | Kit Jet P200                 | 1      | 1      | Refer Page No. 108    |
| 6   | 36 JL00 20 | Kit VC Screw P200            | 1      | 1      | Refer Page No. 109    |
| 7   | 36 JL00 21 | Kit Idling Screw             | 1      | 1      | Refer Page No. 109    |
| 8   | 36 JL00 22 | Kit Piston Valve P200        | 1      | 1      | Refer Page No. 108    |
| 9   | 36 JL00 24 | Kit Jet Needle Hardware P200 | 1      | 1      | Refer Page No. 109    |
| 10  | 36 JL00 23 | Kit Gasket / O-ring P200     | 1      | 1      | Refer Page No. 109    |
| 11  | JA 5813 14 | Drain Screw                  | 1      | 1      |                       |
| 12  | CB 1210 42 | Float Chamber Screw          | 2      | 2      |                       |
| 13  | DH 1210 64 | Screw Needle Shaft           | 1      | 1      |                       |
| 14  | DH 1210 63 | Float Needle                 | 1      | 1      |                       |
| 15  | DK 1210 47 | Needle Assly.                | 1      | 1      |                       |
| 16  | 39 1780 01 | Screw Pan - M5               | 2      | 2      |                       |
| 17  | JD 3518 00 | TPS Assly.                   | 1      | 1      |                       |
| 18  | JL 5812 04 | Choke Lever                  | 1      | 1      |                       |
| 19  | JL 5812 05 | Tube Drain Carb.             | 1      | 1      |                       |
| 20  | JL 5812 06 | Tube Breather                | 1      | 1      |                       |
| 21  | 24 1213 65 | Float Assembly               | 1      | 1      |                       |
| 22  | JG 5814 42 | Clamp Intake Pipe            | 1      | 1      |                       |
| 23  | 36 JE00 22 | Kit O - Ring & Gasket        | 1      | 1      |                       |
| 24  | JL 5812 02 | Throttle Cable Bracket       | 1      | 1      | Model BS IV           |
| 25  | JL 5812 03 | Grommet Throttle Bracket     | 1      | 1      | Model BS IV           |

Air Cleaner Complete



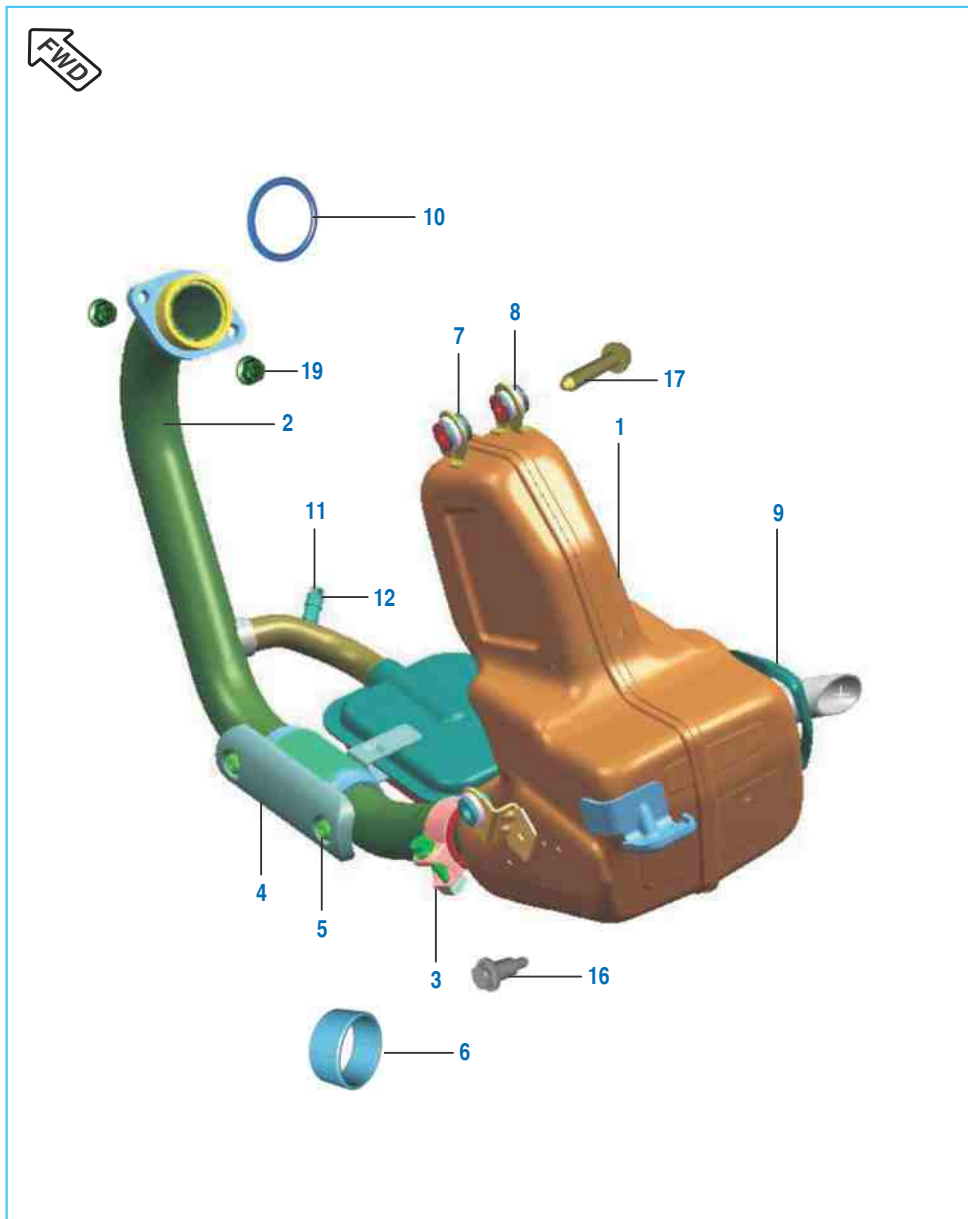
| No. | Part No.   | Description                     | Qty.   |        | Remarks          |
|-----|------------|---------------------------------|--------|--------|------------------|
|     |            |                                 | 200 NS | 200 AS |                  |
| 1   | JL 5810 00 | Air Filter Assembly             | 1      | 1      |                  |
|     | JL 5810 50 | Assembly Airfilter SAI          | 1      | -      | Model BS IV      |
| 2   | JL 5810 23 | Assembly Top Cover              | 1      | 1      |                  |
| 3   | KA EM06 22 | Bolt-Flange                     | 4      | 4      |                  |
| 4   | JL 5810 25 | Seal Top Cover                  | 2      | 2      |                  |
| 5   | 36 JL01 86 | Kit air fil elemnt & cvr O ring | 1      | 1      |                  |
| 6   | KA DM06 10 | Bolt Flange M6-L10mm            | 1      | 1      | RH Mounting      |
| 7   | KA DA06 30 | Bolt Flange M6-L33mm            | 1      | 1      | RH Mounting      |
| 8   | 39 0239 11 | Plain Washer                    | 2      | -      | N.I. RH Mounting |
|     | LD B000 23 | Plain Washer                    | -      | 2      |                  |
| 9   | JG 5812 42 | Clamp                           | 1      | 1      |                  |
| 10  | JL 5810 16 | Tube Breather Assly             | 1      | 1      |                  |
| 11  | JL 5810 15 | Tube Drain Assembly             | 1      | 1      |                  |
| 12  | DG 1210 02 | Clamp                           | 2      | 2      |                  |
| 13  | DS 1211 26 | Plug                            | 1      | 1      |                  |

EVAP Mechanism



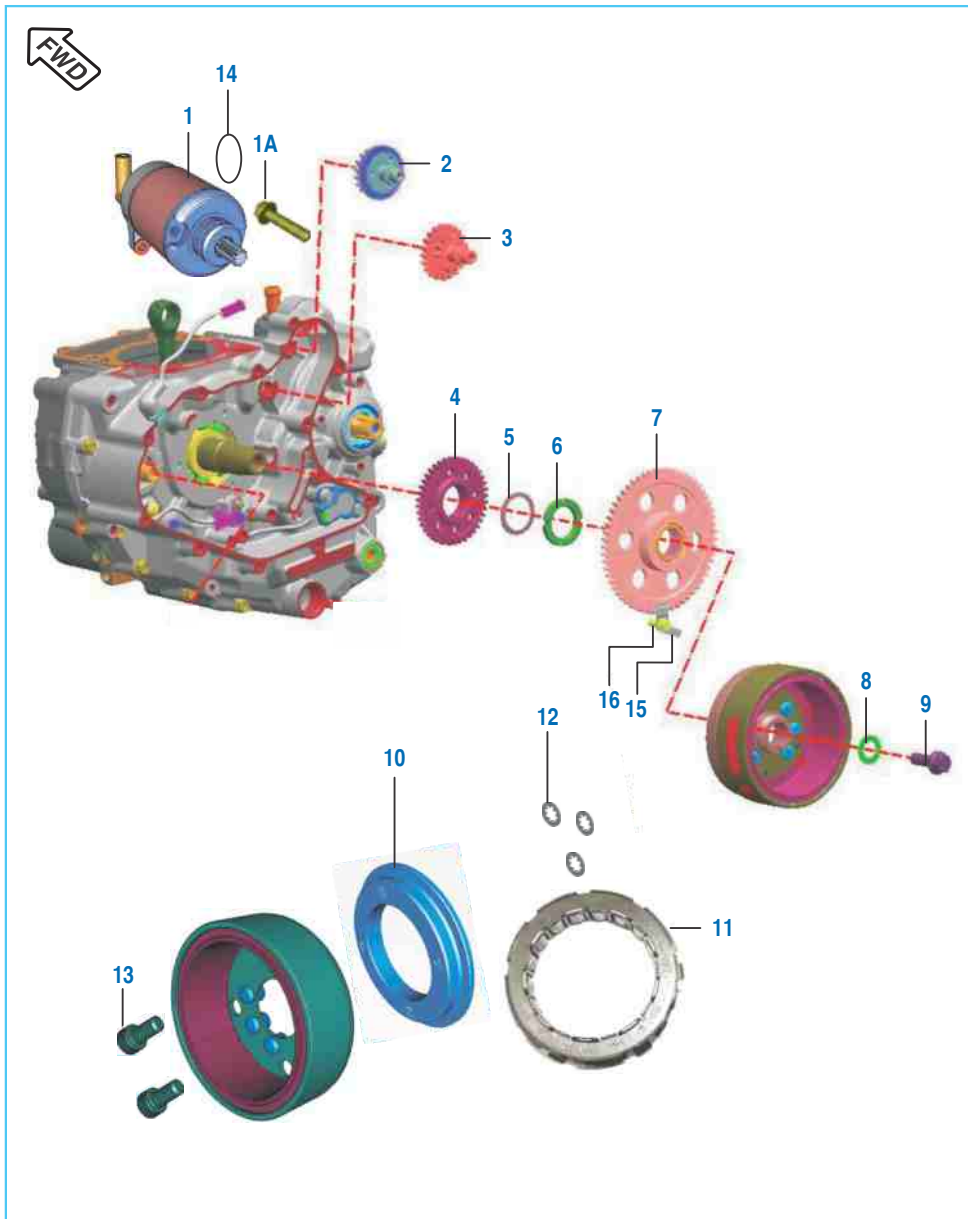
| No. | Part No.   | Description                  | Qty.   |        | Remarks         |
|-----|------------|------------------------------|--------|--------|-----------------|
|     |            |                              | 200 NS | 200 AS |                 |
| 1   | JY 1710 77 | Canister                     | 1      | -      | Model BS IV     |
| 2   | JZ 1710 55 | Strap Canister               | 1      | -      | Model BS IV     |
| 3   | JL 1138 30 | Bracket Canister Mounting    | 1      | -      | Model BS IV     |
| 4   | KA EA06 12 | Bolt - Flanged - Small       | 1      | -      | Model BS IV     |
| 5   | JY 1710 70 | Spring Band Clamp 9 x 8.4    | 2      | -      | Model BS IV     |
| 6   | JL 1718 37 | Tube Y Connector To Canister | 1      | -      | Model BS IV     |
| 7   | JY 1710 90 | Spring Band Clamp 13 x 12    | 5      | -      | Model BS IV     |
| 8   | JY 1138 42 | Connector Y Shape            | 1      | -      | Model BS IV     |
| 9   | JF 1716 07 | Tube Connector To Plug       | 1      | -      | Model BS IV     |
| 10  | JY 1718 25 | Plug Fuel Drain              | 1      | -      | Model BS IV     |
| 11  | JY 1710 69 | Spring Band Clamp 15 x 10    | 1      | -      | Model BS IV     |
| 12  | JF 1718 04 | Tube Canister To Connector   | 1      | -      | Model BS IV     |
| 13  | JF 1138 38 | Bracket Purge Valve Mounting | 1      | -      | Model BS IV     |
| 14  | JH 1710 48 | Grommet Purge Valve          | 1      | -      | Model BS IV     |
| 15  | PD 1716 16 | Valve Purge                  | 1      | -      | Model BS IV     |
| 16  | JF 1718 07 | Tube Canister Drain          | 1      | -      | Model BS IV     |
| 17  | JG 1710 29 | Spring Band Clamp 11.5 x 8.4 | 2      | -      | Model BS IV     |
| 18  | JL 1716 07 | Tube Purge Valve To Carb.    | 1      | -      | Model BS IV     |
| 19  | JF 1718 06 | Tube Tank To Y Connector     | 1      | -      | Model BS IV     |
| 20  | JD 1710 59 | Evap Cap Rubber Bush Sealing | 1      | -      | Model BS IV     |
| 21  | 31 2010 09 | Strap                        | 2      | --     | Model BS IV ABS |

Silencer Assembly



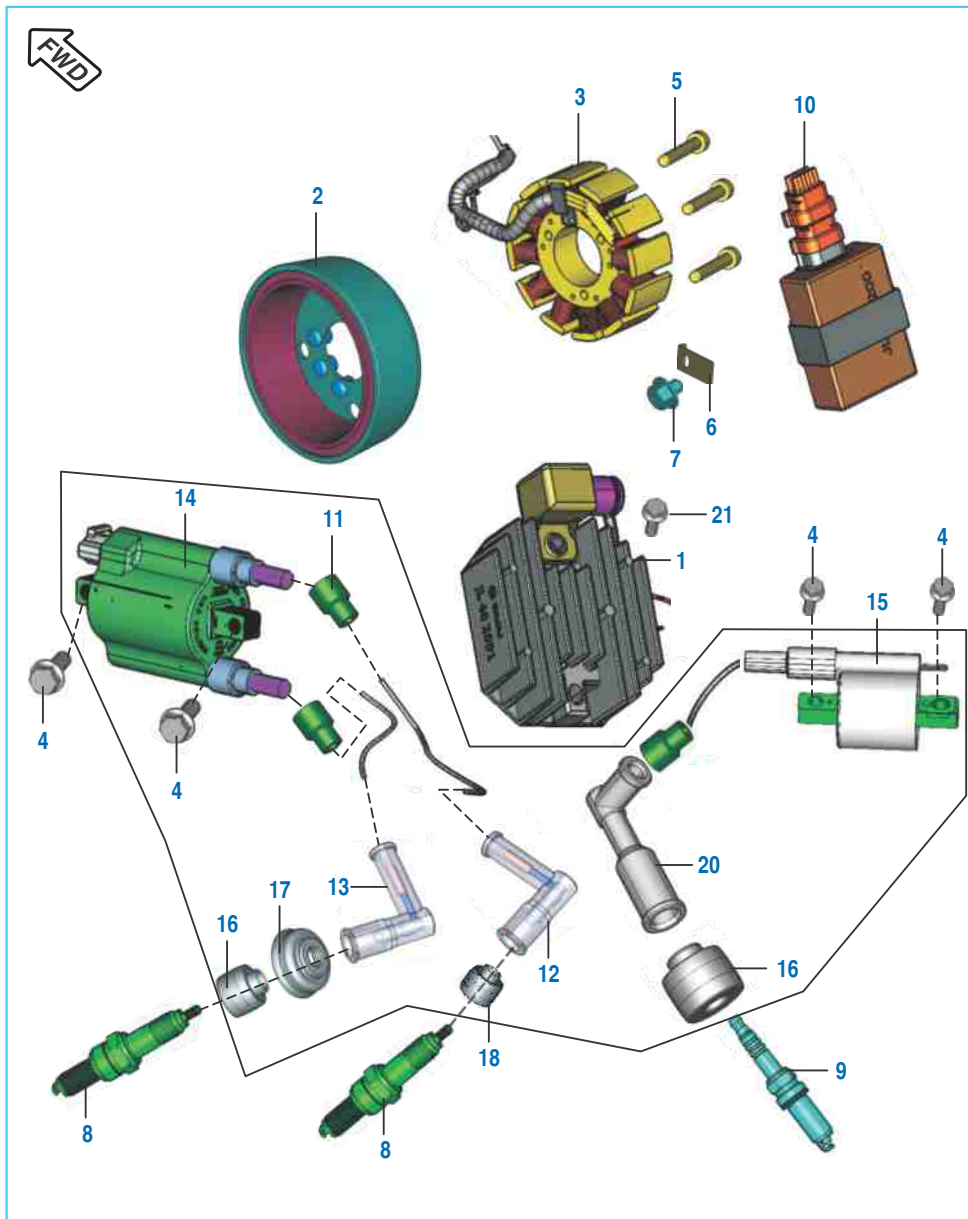
| No. | Part No.   | Description                 | Qty.   |        | Remarks       |
|-----|------------|-----------------------------|--------|--------|---------------|
|     |            |                             | 200 NS | 200 AS |               |
| 1   | JL 5910 52 | Assembly Muffler W/O Shield | 1      | 1      |               |
|     | JL 5911 96 | Assembly Muffler            | 1      | -      | Model BS IV   |
| 2   | JL 5910 48 | Pipe Ex. Assly W/O Shield   | 1      | 1      |               |
|     | JL 5912 26 | Pipe Exhaust A Assembly     | 1      | -      | Model BS IV   |
| 3   | JG 5910 38 | Band Clip                   | 1      | 1      |               |
| 4   | JL 5911 44 | Shield Catalytic Converter  | 1      | 1      |               |
| 5   | DH 1016 07 | Truss Screw                 | 4      | 4      |               |
| 6   | JG 5910 39 | Gasket Muffler Pipe-A       | 1      | 1      |               |
| 7   | JL 5911 56 | Bush Silencer Mounting      | 4      | 4      |               |
| 8   | JG 5910 97 | Damper Silencer Mounting    | 4      | --     |               |
|     | JL 5911 65 | Damper Silencer Mounting    | --     | 4      |               |
| 9   | JL 5910 75 | Heat Shield                 | 1      | 1      |               |
| 10  | JG 5910 70 | Gasket Exhaust              | 1      | 1      |               |
| 11  | 39 2754 04 | Bolt Hex                    | 1      | 1      |               |
|     | DK 1016 10 | Bolt (M5) (SS 304)          | 1      | -      | Model BS IV   |
| 12  | 39 2492 11 | Plain Washer                | 1      | 1      |               |
| 13  | JG 5910 53 | Damper Silencer Mounting    | 4      | 4      |               |
| 14  | KA DQ06 25 | Bolt M6                     | 2      | 2      |               |
| 15  | JG 5910 88 | Clip Nut M6                 | 2      | 2      |               |
| 16  | JL 5910 86 | Bolt Stepped                | 2      | 2      |               |
|     | KA DA06 35 | Bolt                        | 2      | 2      |               |
| 17  | JL 5911 48 | Bolt Hex Flange             | 2      | -      | For ABS Model |
|     | KA DA06 30 | Bolt Flanged                | --     | 2      |               |
| 18  | JL 5911 57 | Sleeve Bottom               | 2      | 2      |               |
| 19  | LC G000 06 | NUT HEX FLANGED             | 2      | -      | Model BS IV   |

Starter Assembly



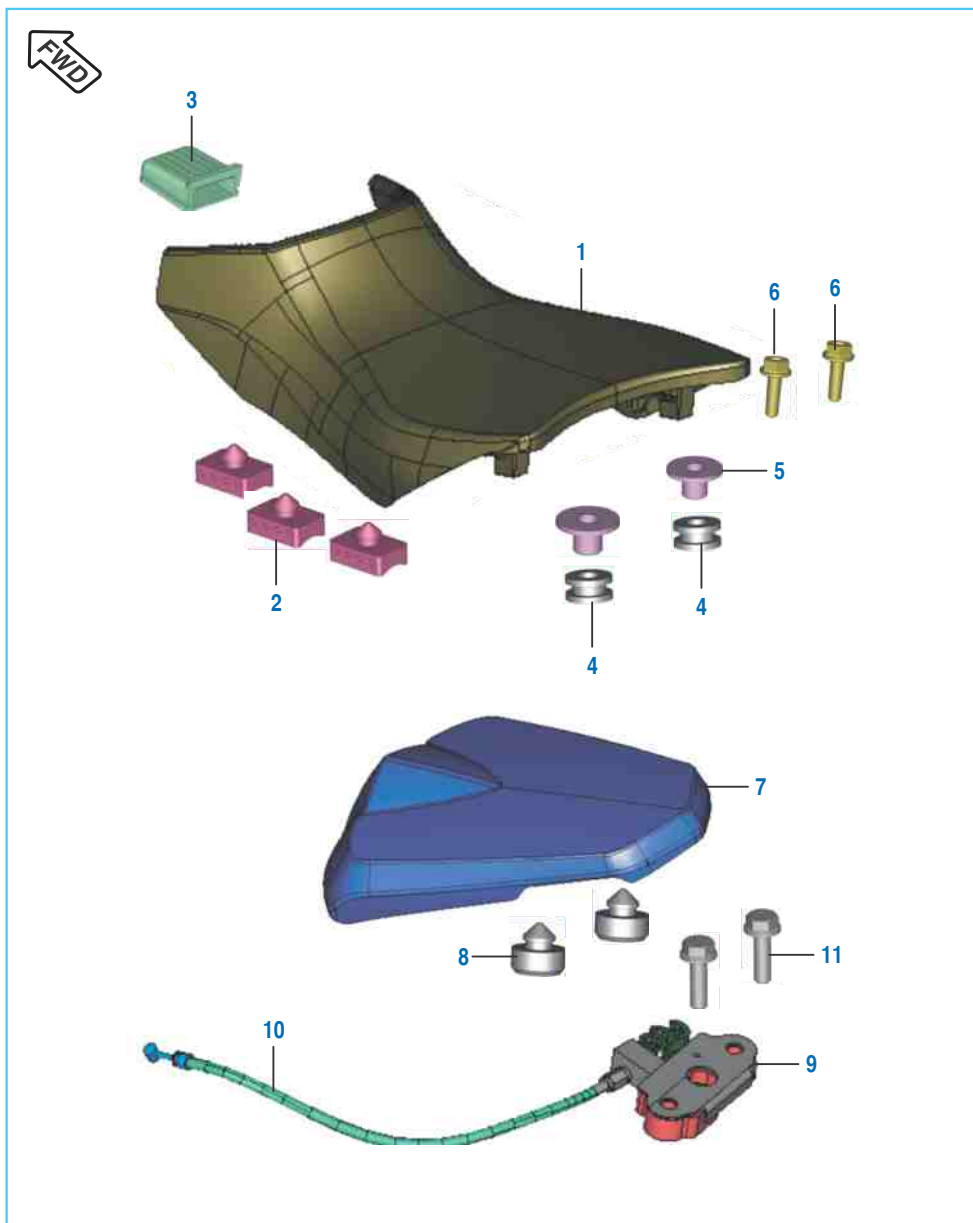
| No. | Part No.    | Description                  | Qty.   |        | Remarks      |
|-----|-------------|------------------------------|--------|--------|--------------|
|     |             |                              | 200 NS | 200 AS |              |
| 1   | JL 3516 00  | Starter Motor Assly.         | 1      | 1      |              |
| 1A  | KA DQ06 25  | Bolt M6-Motor mtg.           | 2      | 2      | N.I.         |
| 2   | JG 6214 13  | Gear Starter Counter 2 Assy  | 1      | 1      |              |
| 3   | JG 6214 12  | Gear Starter Counter 1       | 1      | 1      |              |
| 4   | JG 5310 41  | Balancer Drive Gear          | 1      | 1      |              |
| 5   | JG 5310 39  | Belleville Washer            | 1      | --     |              |
|     | LD H000 02  | Conical Washer               | --     | 1      |              |
| 6   | JG 5310 40  | Nut Balancer                 | 1      | 1      |              |
| 7   | JG 6214 17  | Assembly Gear Starter Clutch | 1      | 1      |              |
| 8   | 39 2165 11  | Plain Washer                 | 1      | --     |              |
|     | LD B000 10  | Plain Washer                 | --     | 1      |              |
| 9   | DH 1013 96  | Hex Bolt Flanged             | 1      | 1      |              |
|     | 52 JY01 85  | Bolt Flange Pre-coated       | 1      | 1      | M10X1.25XL50 |
| 10  | JG 3510 19  | Body Complete Starter Clutch | 1      | 1      |              |
| 11  | JY 5514 02  | Clutch One Way Assly         | 1      | 1      |              |
| 12  | 39 0849 14  | Washer - Lock Toothed        | 4      | 4      |              |
| 13  | DH 10 13 89 | Pre-coated Screw             | 4      | 4      |              |
| 14  | JA 3516 27  | 'O' Ring Starter Motor       | 1      | 1      | N.I.         |
| 15  | JG 5410 43  | Retainer Gear Starter        | 1      | --     | Model BS IV  |
| 16  | LA E000 42  | Bolt Flange                  | 1      | --     | Model BS IV  |

Magneto, CDI & H.T. Coil



| No. | Part No.   | Description                 | Qty.   |        | Remarks                            |
|-----|------------|-----------------------------|--------|--------|------------------------------------|
|     |            |                             | 200 NS | 200 AS |                                    |
| 1   | JL 4020 01 | Regulator Assly             | 1      | 1      | Model BS IV                        |
|     | JL 4020 07 | Regulator Assembly          | 1      | -      |                                    |
| 2   | JL 3510 09 | Rotor W/O Clutch Assy       | 1      | 1      |                                    |
| 3   | JL 3510 03 | Stator Assly                | 1      | -      |                                    |
|     | JL 3510 38 | Stator Assly                | 1      | 1      |                                    |
| 4   | 39 1944 04 | Bolt - Flanged              | 4      | 4      | HT Coil Mtg.<br>Model BS IV        |
|     | KA DF06 10 | Bolt Flanged                | 4      | -      |                                    |
| 5   | DK 1012 84 | Hex Socket Head Screw       | 3      | 3      |                                    |
| 6   | DH 1011 99 | Plate - Stopper (W Harness) | 1      | 1      |                                    |
| 7   | LA E000 10 | Bolt Flange M5 X 13L        | 2      | 2      |                                    |
| 8   | DK 1110 28 | Spark Plug RG6HCC           | 2      | 2      |                                    |
| 9   | JG 3512 09 | Ignition Spark Plug         | 1      | 1      | Model BS IV                        |
|     | JL 3512 18 | Plug Spark                  | 1      | -      |                                    |
| 10  | JL 3512 00 | DC CDI With Sealed Coupler  | 1      | -      | Model BS IV                        |
|     | JL 3512 41 | CDI With Damper             | -      | 1      |                                    |
|     | JL 3512 46 | CDI Non Tps Assembly        | 1      | -      |                                    |
| 11  | DD 1110 12 | Grommet For H. T. Cable     | 3      | 3      |                                    |
| 12  | JD 3512 07 | Spark Plug Cap              | 1      | 1      |                                    |
| 13  | AN 1110 15 | Spark Plug Cap              | 1      | 1      |                                    |
| 14  | JL 3512 01 | Ignition Coil with Cable LH | 1      | -      | Twin Output<br>For NS200 ABS Model |
|     | JL 3512 32 | Coil HT                     | 1      | 1      |                                    |
| 15  | JL 3512 02 | Ignition Coil with Cable RH | 1      | -      | For NS200 ABS Model                |
|     | JL 3512 30 | Coil HT                     | 1      | 1      |                                    |
| 16  | DH 1110 13 | Grommet - Spark Plug        | 2      | 2      |                                    |
| 17  | DH 1110 16 | Grommet - Sleeve Spark Plug | 1      | 1      |                                    |
| 18  | DD 1110 11 | Grommet - Spark Plug Cap    | 1      | 1      |                                    |
| 20  | DK 1110 11 | Cap Spark Plug              | 1      | 1      |                                    |
| 21  | KA DA06 30 | Bolt Flanged                | 2      | 2      | Regulator Mtg.                     |
| 22  | JL 3512 19 | Kit Ht Coil                 | 1      | -      | Model BS IV                        |

Seat Assembly / Seat Lock



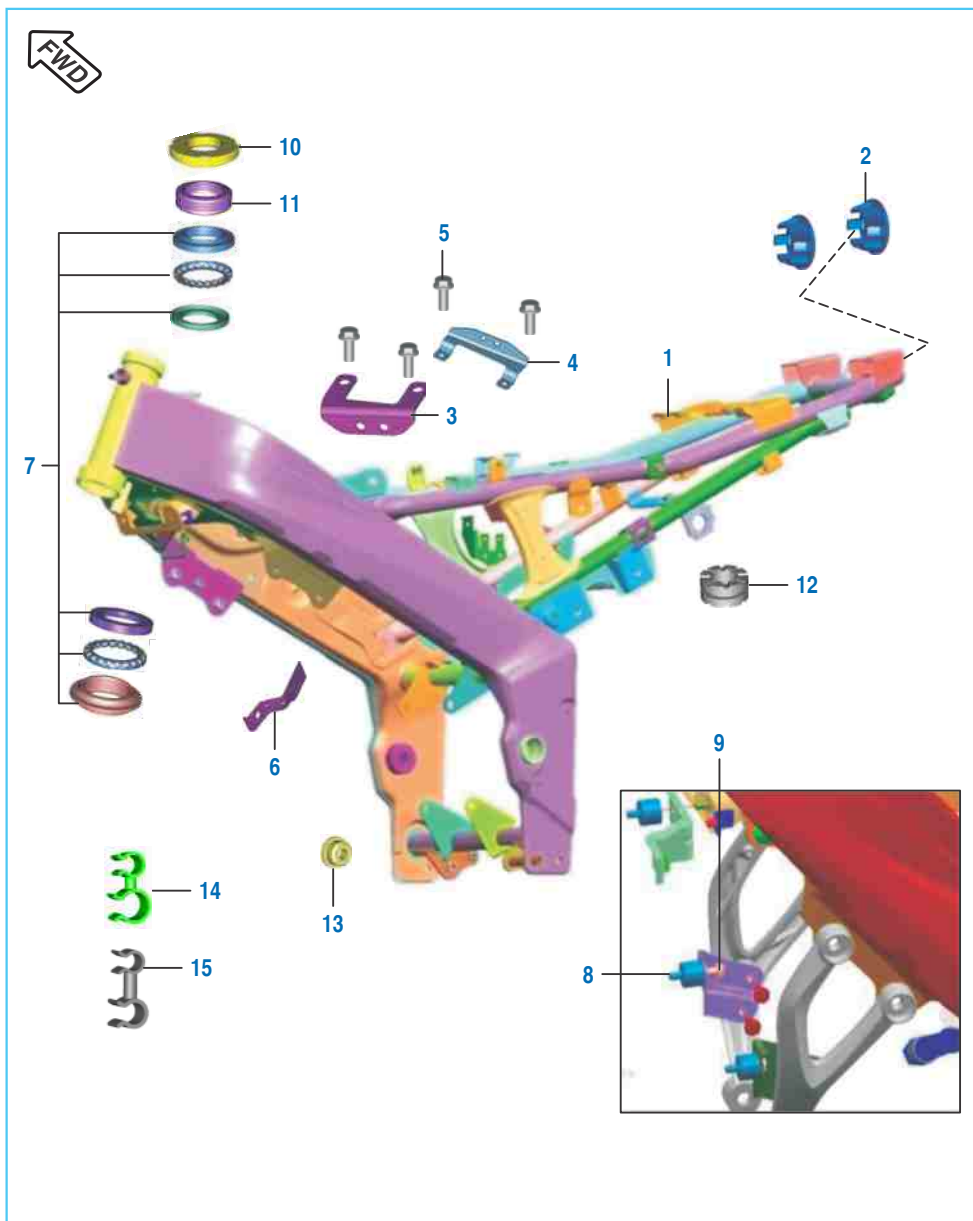
| No. | Part No.   | Description          | Qty.   |        | Remarks            |
|-----|------------|----------------------|--------|--------|--------------------|
|     |            |                      | 200 NS | 200 AS |                    |
| 1   | JL 1910 01 | Seat Assy Comp Front | 1      | 1      |                    |
| 2   | 36 JL00 13 | Kit Damper For Seat  | 1      | 1      | Refer Page No.107  |
| 3   | DK 2110 07 | Damper Seat Front    | 1      | 1      |                    |
| 4   | JG 1910 08 | Collar -Seat         | 2      | 2      |                    |
| 5   | FD 2110 06 | Grommet - Seat       | 2      | 2      |                    |
| 6   | DS 1612 87 | Flange Bolt - M6     | 2      | 2      |                    |
| 7   | JL 1910 04 | Seat Assy Comp Rear  | 1      | 1      |                    |
| 8   | JD 1910 06 | Damper Round         | 2      | 2      |                    |
| 9   | JG 2326 01 | Lock Assy Seat Rear  | 1      | 1      |                    |
| 10  | JG 2326 06 | Seat Lock Cable      | 1      | 1      |                    |
| 11  | 39 1913 04 | Bolt - Flanged       | 2      | --     | Ref Ser. Cir. D-62 |
|     | KA DE06 20 | Bolt Flanged         | 2      | --     |                    |
|     | KA DF06 22 | Bolt Flanged         | --     | 2      |                    |
| 12  | JL 2326 04 | Cover Seat Lock      | --     | 1      |                    |

Engine Mountings



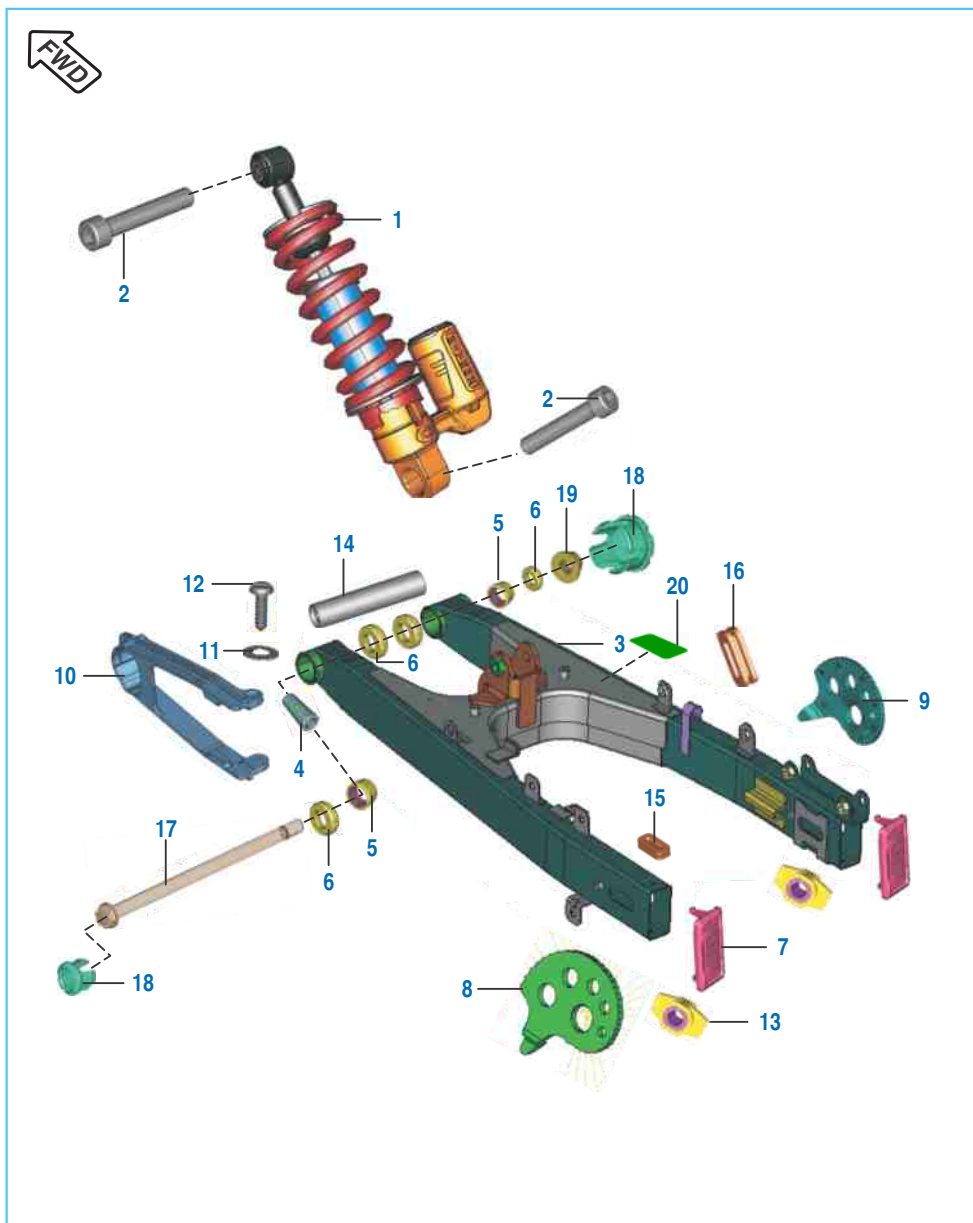
| No. | Part No.   | Description                  | Qty.   |        | Remarks             |
|-----|------------|------------------------------|--------|--------|---------------------|
|     |            |                              | 200 NS | 200 AS |                     |
| 1   | JL 1134 00 | Engine Stay LH               | 1      | -      |                     |
|     | 56 JL06 01 | Eng Stay LH With Black Color | 1      | 1      | Ref. Ser. Cir. D-62 |
| 2   | JL 1134 01 | Engine Stay RH               | 1      | -      |                     |
|     | 56 JL07 01 | Eng Stay RH With Black Color | 1      | 1      | Ref. Ser. Cir. D-62 |
| 3   | 39 1951 04 | Bolt - Flanged Small         | 4      | 4      |                     |
| 4   | JL 1110 54 | Engine Mtg Bolt Front        | 1      | 1      |                     |
|     | LA J000 18 | Bolt Stud - M10 X 1.25XL144  | 1      | -      | Model ABS           |
| 5   | JA 1134 03 | Flanged Bolt M10X110         | 2      | 2      |                     |
| 6   | 39 2723 15 | Nut Flanged M10              | 2      | 2      |                     |
| 7   | JL 1110 92 | Bkt. Radiator Lower LH       | 1      | 1      |                     |
| 8   | JL 1110 93 | Bkt. Radiator Lower RH       | 1      | 1      |                     |
| 9   | 39 1062 04 | Bolt Flanged                 | 4      | 4      |                     |

Frame and Frame Fittings



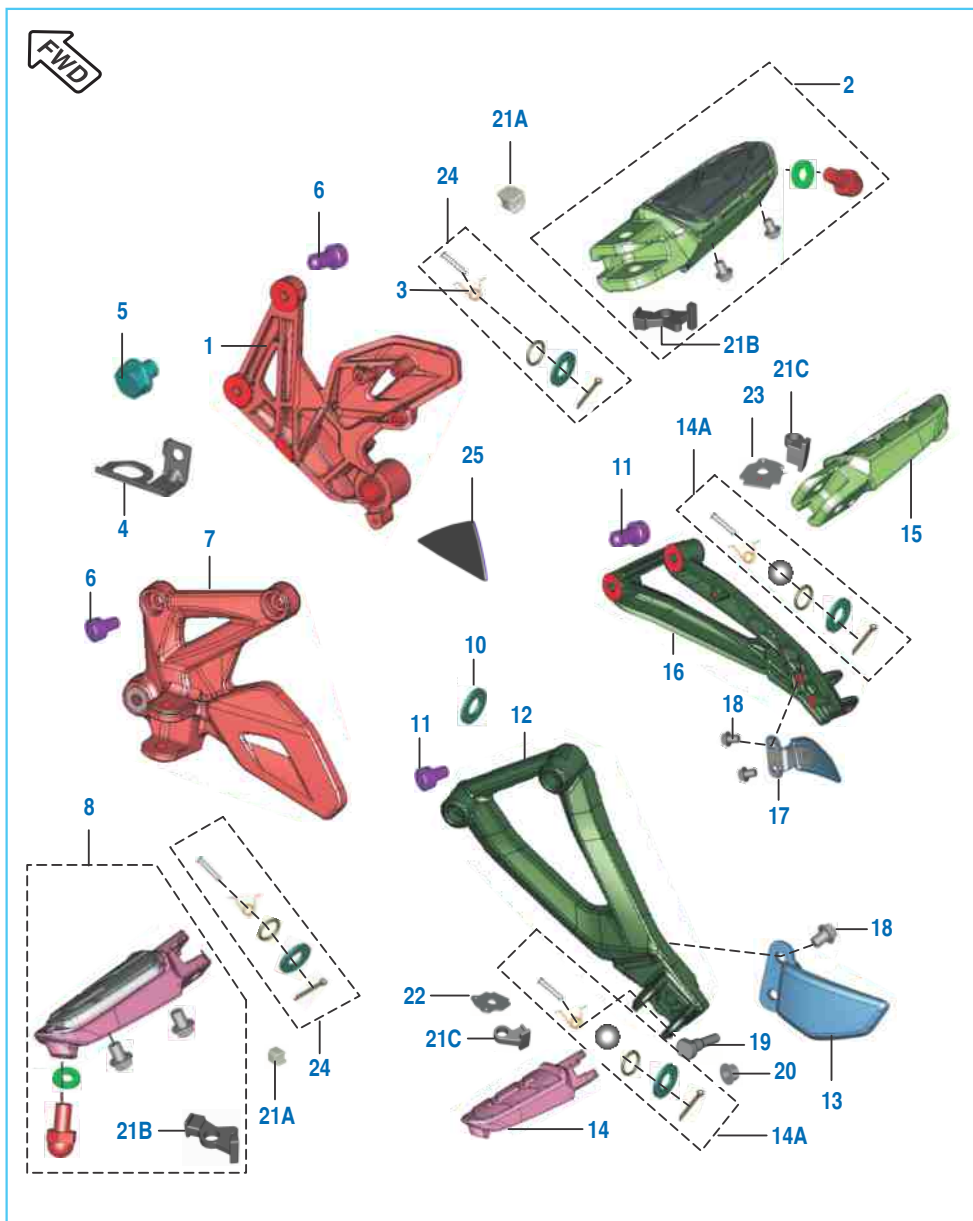
| No. | Part No.   | Description                    | Qty.   |        | Remarks              |
|-----|------------|--------------------------------|--------|--------|----------------------|
|     |            |                                | 200 NS | 200 AS |                      |
| 1   | JL 1111 06 | Frame Assly Complete           | 1      | --     | Without Bearing Race |
|     | JL 1111 83 | Frame Assly Complete           | --     | 1      |                      |
|     | JL 1112 33 | Assembly Frame EVAP            | 1      | --     | Model BS IV          |
| 2   | JL 1111 03 | Cap Tube End                   | 2      | 2      |                      |
| 3   | JL 1110 81 | Bracket Loose H.T. Coil 1      | 1      | --     |                      |
| 4   | JL 1110 82 | Bracket Loose H.T. Coil 2      | 1      | --     |                      |
| 5   | 39 1944 04 | Bolt - Flanged                 | 4      | --     |                      |
|     | KA DF06 16 | Bolt Flanged                   | 4      | --     | Model BS IV          |
| 6   | JL 1110 78 | Bracket Horn Mtg LH            | 1      | --     |                      |
| 7   | 36 JG00 11 | Kit Steering head bearing      | 1      | 1      |                      |
| 8   | JG 5810 14 | Silent Block                   | 4      | 4      |                      |
| 9   | LA D000 40 | Bolt Flange                    | 2      | 2      |                      |
| 10  | DK 1810 75 | Nut Steering                   | 1      | 1      |                      |
| 11  | PD 1510 06 | Cap Steering                   | 1      | 1      |                      |
|     | DK 1810 76 | Cup Steering                   | 1      | --     | Model BS IV          |
| 12  | JL 1710 20 | Grommet For Air Filter Setting | 1      | 1      |                      |
|     | JL 1138 09 | Grommet Air Filter Resting     | 1      | --     | Model BS IV          |
| 13  | DT 1813 22 | Plug 1                         | 1      | --     | Model BS IV          |
| 14  | AA 1410 67 | Clamp                          | 2      | --     | Model BS IV ABS      |
| 15  | AN 1013 48 | Clip Hose                      | 1      | --     |                      |

Swing Arm / Rear Shock Absorber



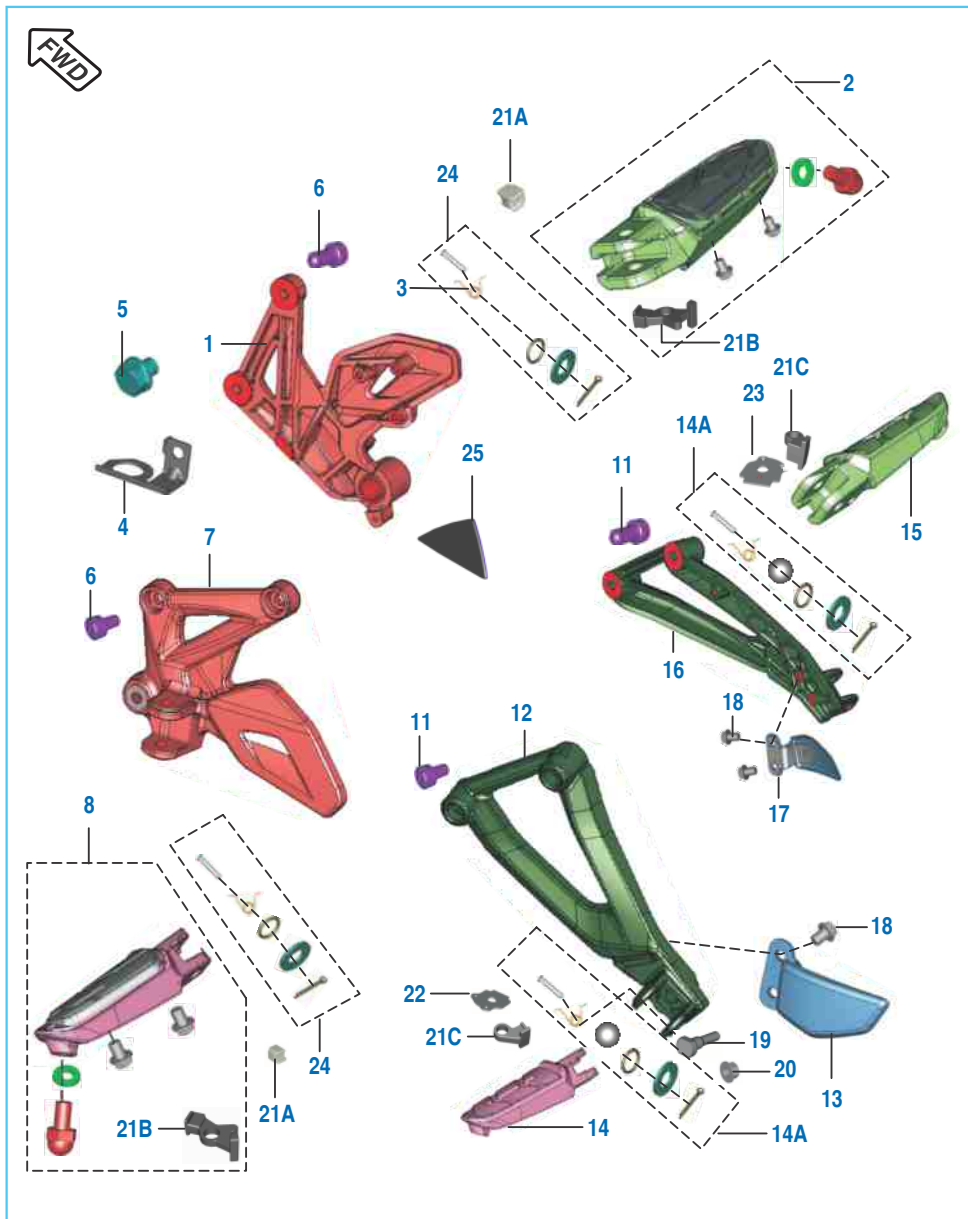
| No. | Part No.   | Description                 | Qty.   |        | Remarks       |
|-----|------------|-----------------------------|--------|--------|---------------|
|     |            |                             | 200 NS | 200 AS |               |
| 1   | JL 1220 06 | Shockabsorber Mono          | 1      | 1      |               |
| 2   | LA C000 19 | Bolt Socket M10 X 1.25 X 55 | 2      | 2      |               |
| 3   | JL 1220 13 | Assembly Swing Arm Comp     | 1      | 1      |               |
| 4   | DG 1710 16 | Sleeve                      | 2      | 2      |               |
| 5   | DG 1710 18 | Bearing - Needle            | 2      | 2      |               |
| 6   | DG 1710 19 | Seal - Oil                  | 4      | 4      |               |
| 7   | JL 1220 02 | Cap Swing Arm Tube          | 2      | 2      |               |
| 8   | JL 1220 01 | Adjuster Chain Lh           | 1      | 1      |               |
| 9   | JL 1220 09 | Adjuster Chain Rh           | 1      | 1      |               |
| 10  | JL 1220 03 | Slider Chain                | 1      | 1      |               |
| 11  | 39 0454 11 | Washer - Plain              | 2      | 2      |               |
| 12  | 39 0553 02 | Screw - Self Tapping        | 2      | 2      |               |
| 13  | JL 1220 04 | Spacer Chain Adjuster       | 2      | 2      |               |
| 14  | JL 1220 08 | Spacer Central Swing Arm    | 2      | 2      |               |
| 15  | JL 1812 24 | Grommet I                   | 1      | 1      |               |
| 16  | JL 1812 25 | Grommet li                  | 1      | 1      |               |
| 17  | DG 1710 15 | Shaft - Swing Arm           | 1      | 1      |               |
|     | JL 1220 26 | Shaft Swing Arm Assembly    | 1      | -      | Model BS IV   |
| 18  | DT 1138 48 | Cap Swing Arm Pivot         | 2      | 2      | Model BS IV   |
| 19  | 39 1053 15 | Nut                         | 1      | 1      |               |
|     | DG 1710 17 | Nut                         | 1      | --     | Model BS IV   |
| 20  | JL 1220 32 | Anti Abrasive tape          | 1      | -      | For ABS Model |

Pillion Foot Rest / Holder



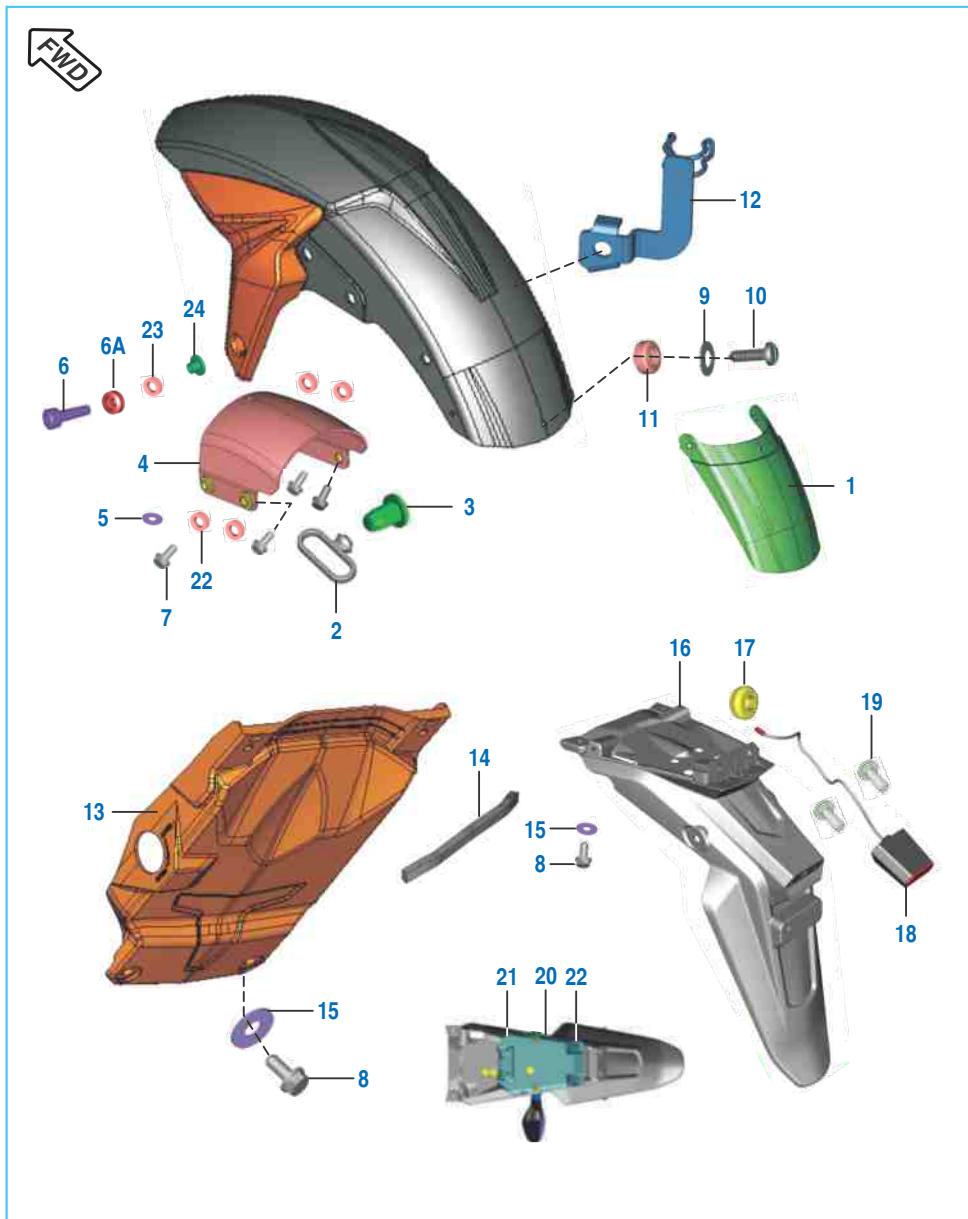
| No. | Part No.   | Description                     | Qty.   |        | Remarks             |
|-----|------------|---------------------------------|--------|--------|---------------------|
|     |            |                                 | 200 NS | 200 AS |                     |
| 1   | JL 1130 02 | Holder Step RH                  | 1      | 1      |                     |
|     | 56 JL3Y 1Y | Holder Step RH SI Gray          | 1      | --     | Model BS IV         |
|     | 56 JL5F 1Y | Holder Step RH SI Gray          | 1      | --     | For ABS Model       |
| 2   | JL 1130 07 | Step Assy Main RH               | 1      | --     |                     |
|     | 52 JL01 59 | Step Assy Main RH Mtl Col       | 1      | 1      | Ref. Ser. Cir. D-62 |
|     | JF 1130 09 | Step Assembly RH                | 1      | --     | Model BS IV         |
|     | 52 JL10 35 | Step Assembly RH Slate Gray     | 1      | --     | Model BS IV & ABS   |
| 3   | JL 1130 12 | Spring Torsion                  | 2      | 2      |                     |
| 4   | JL 1130 33 | Bracket Rear Brake Switch       | 1      | 1      |                     |
| 5   | 39 2475 04 | Bolt-Hexagon Head Flange M6     | 1      | --     |                     |
|     | 39 1791 04 | Bolt Flanged Small              | 1      | 1      |                     |
| 6   | KA CA08 20 | Bolt-Socket Dia-08 L-20         | 4      | 4      |                     |
| 7   | JL 1130 34 | Holder Step LH                  | 1      | 1      |                     |
|     | JL 1130 57 | Step Holder LH                  | 1      | --     | Model BS IV         |
| 8   | JL 1130 00 | Step Assy Main LH               | 1      | --     |                     |
|     | 52 JL01 58 | Step Assy Main LH Mtl Col       | 1      | 1      | Ref. Ser. Cir. D-62 |
|     | 52 JL10 24 | Step Assy Main LH Slate Grey    | 1      | --     | Model BS IV & ABS   |
| 10  | LD A000 13 | Washer Plain Dia 6.4XDia        | 1      | 1      |                     |
| 11  | LA C000 16 | Bolt Socket M8X35               | 4      | 4      |                     |
|     | LA C000 45 | Bolt Socket                     | 4      | --     | Model BS IV         |
| 12  | JL 1130 13 | Step Holder- Pillion LH         | 1      | 1      |                     |
|     | 56 JL4J 1Y | Step Holder- Pillion LH SI Gray | 1      | --     | BS IV               |
| 13  | JL 1130 26 | Flap Pillion Holder LH          | 1      | 1      |                     |
|     | 56 JL07 3G | Flap Moon Light Silver          | 1      | 1      | Ref. Ser. Cir. D-62 |
|     | 56 JL4L 1Y | Flap Pillion Holder LH SI Gray  | 1      | --     | Model BS IV         |
|     | JL 1130 14 | Step Pillion LH                 | 1      | --     |                     |
| 14  | 56 JL01 01 | Step Pillion Assy Complete      | 1      | 1      | Ref. Ser. Cir. D-62 |
|     | 36 JL00 15 | Kit Pillion Hardware            | 2      | 2      |                     |
| 15  | JL 1130 16 | Step Pillion RH                 | 1      | --     |                     |
|     | 56 JL02 01 | Step Pillion Assy RH            | 1      | 1      | Ref. Ser. Cir. D-62 |

Pillion Foot Rest / Holder



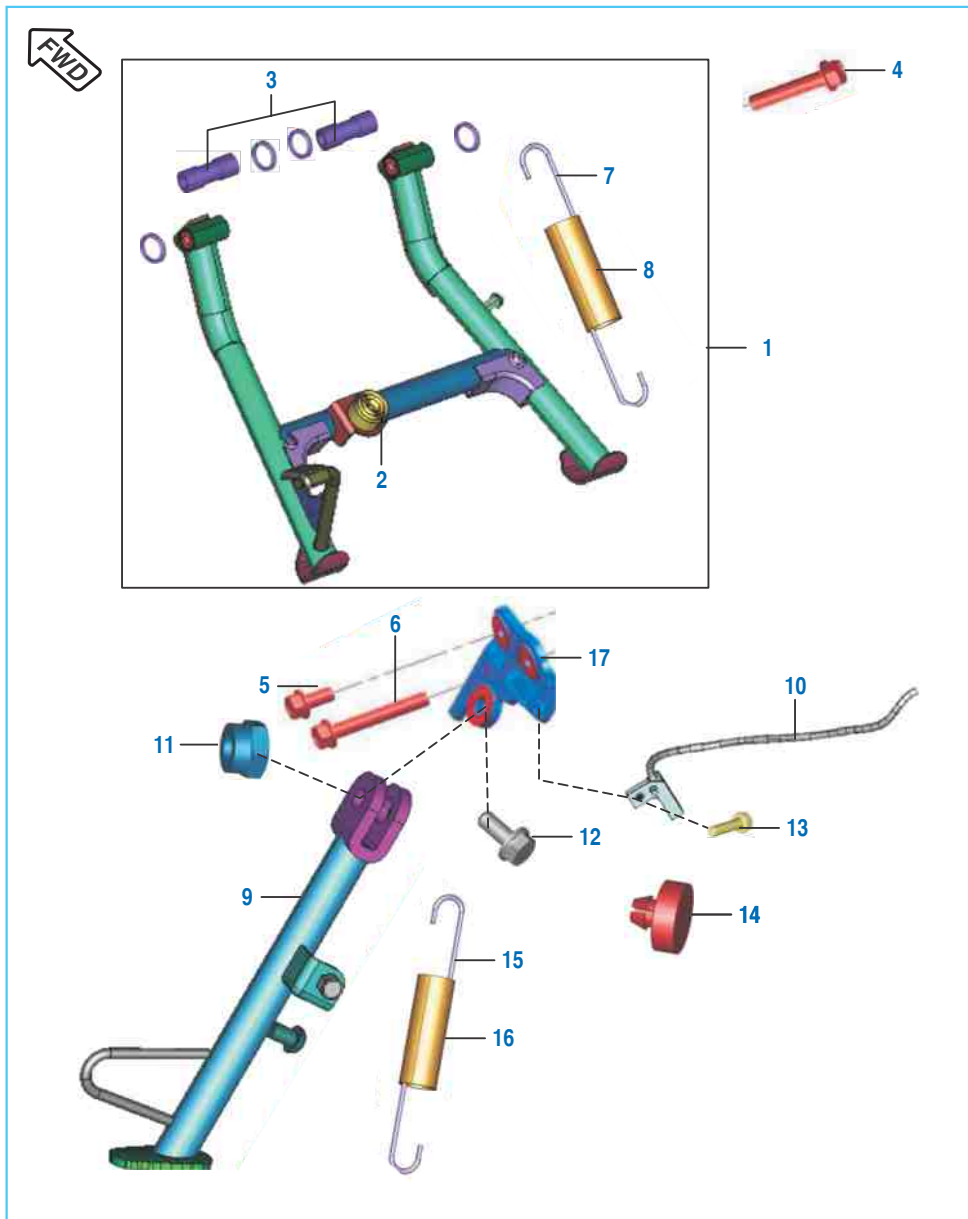
| No. | Part No.   | Description                    | Qty.   |        | Remarks             |
|-----|------------|--------------------------------|--------|--------|---------------------|
|     |            |                                | 200 NS | 200 AS |                     |
| 16  | JL 1130 15 | Step Holder-Pillion RH         | 1      | 1      |                     |
|     | 56 JL4K 1Y | Step Holder-Pillion RH SI Gray | 1      | --     | BS IV               |
|     | JL 1130 60 | Step Holder RH                 | 1      | --     | Model ABS           |
| 17  | JL 1130 27 | Flap Pillion Holder RH         | 1      | --     |                     |
|     | 56 JL08 3G | Flap Moon Light Silver         | 1      | 1      | Ref. Ser. Cir. D-62 |
|     | 56 JL4M 1Y | Flap Moon Light Silver SI Gray | 1      | --     | BS IV               |
| 18  | 39 1954 04 | Bolt - Flanged Small           | 3      | 3      |                     |
|     | KA DE06 10 | Bolt Flanged                   | 3      | 3      | Ref. Ser. Cir. D-62 |
|     | KA EF06 10 | Bolt Flange Small              | 3      | --     | Model BS IV         |
| 19  | JL 1130 38 | Bolt Special M10               | 1      | 1      |                     |
| 20  | 39 1055 15 | Nut                            | 1      | 1      |                     |
| 21A | JZ 1130 61 | Rubber Pad Footrest-Main       | 2      | 2      |                     |
| 21B | JF 1130 07 | Damper Footrest                | 2      | --     | Model BS IV         |
| 21C | JL 1130 36 | Rubber Pad Footrest-Pillion    | 2      | 2      |                     |
| 22  | DT 1130 14 | Lock Plate LH                  | 1      | 1      |                     |
|     | JF 1130 08 | Lock Plate                     | 1      | --     | Model BS IV         |
| 23  | DT 1130 15 | Lock Plate RH                  | 1      | 1      |                     |
| 24  | 36 JL00 41 | Kit Main Step Hardware         | 2      | 2      |                     |
| 25  | JL 1130 43 | Tap                            | 1      | --     | Model BS IV         |

Mudguard - Front & Rear



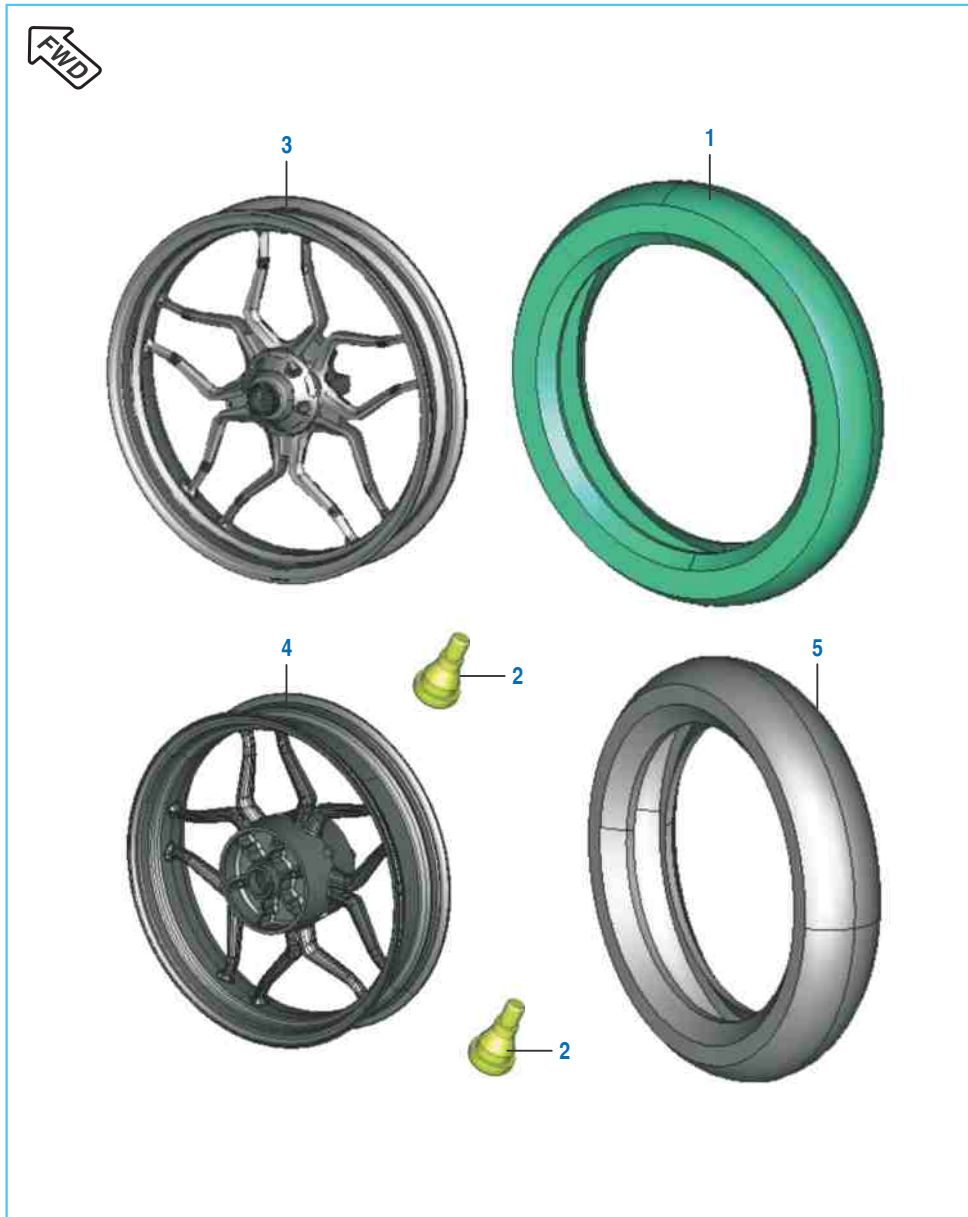
| No. | Part No.   | Description                  | Qty.   |        | Remarks       |
|-----|------------|------------------------------|--------|--------|---------------|
|     |            |                              | 200 NS | 200 AS |               |
| 1   | JL 1814 05 | Mudflap -Front               | 1      | 1      |               |
| 2   | DS 1611 25 | Guide - Cable                | 1      | 1      |               |
| 3   | DJ 1610 69 | Nail - Cable Guide           | 1      | 1      |               |
| 4   | JL 1814 02 | Bracket Brace Fender         | 1      | 1      |               |
|     | JL 1814 64 | Fender Brace                 | 1      | -      | Model BS IV   |
| 5   | JL 1814 11 | Washer Front-Fender-Mtg      | 2      | 2      |               |
| 6   | 39 2038 04 | Bolt-Hexagon Socket Head M6  | 2      | -      |               |
|     | KA CA05 20 | Bolt Master                  | 2      | -      | Model BS IV   |
|     | KA CA06 16 | Bolt M8                      | --     | 2      |               |
| 6A  | JL 1814 11 | Cup Washer                   | --     | 2      |               |
|     | DT 1814 34 | Cup Washer Front Fender Mtg  | 2      | -      | Model BS IV   |
| 7   | 39 1946 04 | Bolt - Flanged M8            | 4      | -      |               |
|     | JG 1134 07 | Bolt Flange M8               | 4      | -      | Model BS IV   |
|     | KA DF08 20 | Bolt - Flanged M8            | --     | 4      |               |
| 8   | 39 1943 04 | Bolt - Flanged               | 2      | -      |               |
|     | KA CA08 30 | Bolt Master                  | 2      | -      | Model BS IV   |
|     | KA DF06 14 | Bolt - Flanged               | --     | 6      |               |
| 9   | 39 0242 11 | Washer - Plain               | 6      | --     |               |
|     | KD AA05 10 | Washer - Plain               | --     | 6      |               |
| 10  | 39 2420 01 | Screw - Pan Head M5          | 3      | --     |               |
|     | KB BC05 12 | Screw - Pan Head M5          | 3      | 3      | For 200NS ABS |
| 11  | 39 0326 15 | Nut - Nyloc M5 X 0.8         | 3      | 3      |               |
| 12  | JL 1318 11 | Bracket -Hose Clamp          | 1      | --     |               |
|     | JL 1138 34 | Bracket -Hose Clamp          | --     | 1      |               |
| 13  | JL 1812 09 | Fender Rear Front            | 1      | 1      |               |
| 14  | JL 1812 21 | Foam-Rear Fender Front       | 1      | 1      |               |
| 15  | 39 0239 11 | Washer - Plain               | 2      | --     |               |
|     | LD B000 23 | Washer - Plain               | --     | 6      |               |
| 16  | JL 1814 33 | Fender Rear                  | --     | 1      |               |
| 17  | DJ 2011 73 | Grommet For Cable            | --     | 1      |               |
| 18  | JF 4010 16 | Lamp No Plate Illumination   | --     | 1      |               |
| 19  | KB UA05 16 | Screw                        | --     | 2      |               |
| 20  | JL 1814 36 | Under Tray                   | --     | 1      |               |
| 21  | LB U000 23 | Screw                        | --     | 2      |               |
| 22  | DJ 1610 91 | Grommet Front Fender         | 4      | -      | Model BS IV   |
| 23  | DT 1814 35 | Grommet Front Fender         | 2      | -      | Model BS IV   |
| 24  | JL 1814 68 | Collar Front Fender Soft Mtg | 2      | -      | Model BS IV   |

Stand Assembly



| No. | Part No.   | Description                  | Qty.   |        | Remarks           |
|-----|------------|------------------------------|--------|--------|-------------------|
|     |            |                              | 200 NS | 200 AS |                   |
| 1   | 36 JL00 25 | Kit Center Stand             | 1      | --     | As An Accessories |
| 2   | DG 1611 24 | Damper                       | 1      | --     | For ABS Model     |
| 3   | JL 1132 10 | Bush Main Stand LH           | 2      | --     |                   |
| 4   | 39 1941 04 | Bolt - Flanged M8            | 1      | --     |                   |
| 5   | 39 1946 04 | Bolt - Hexagon M8 X 1.25     | 1      | 1      |                   |
|     | 39 1689 04 | Bolt - Flanged M8            | --     | 1      |                   |
| 6   | 39 2469 04 | Bolt Flanged                 | 1      | --     |                   |
|     | LA D001 35 | Bolt Flanged                 | --     | 1      |                   |
| 7   | JL 1132 07 | Spring Main Stand            | 1      | --     |                   |
| 8   | JL 1132 12 | Cover Spring Main Stand      | 1      | --     |                   |
| 9   | JL 1132 01 | Assembly Side Stand          | 1      | 1      |                   |
| 10  | JL 4014 02 | Switch Side Stand            | 1      | 1      |                   |
| 11  | 39 0422 15 | Nut - Nyloc M10              | 1      | 1      |                   |
| 12  | DF 1611 02 | Bolt For Side Stand Mounting | 1      | 1      |                   |
| 13  | 39 2060 04 | Bolt - Flanged               | 1      | --     | Magnet Mtg.       |
|     | KA DB05 16 | Bolt - Flanged               | --     | 1      |                   |
| 14  | JL 4036 00 | Magnet Assembly              | 1      | 1      |                   |
| 15  | JL 1132 09 | Spring Side Stand            | 1      | 1      |                   |
| 16  | DH 1611 46 | Cover - Spring Side Stand    | 1      | 1      |                   |
| 17  | 52 JL00 72 | Bracket Side Stand Mtg       | 1      | 1      |                   |

Tube / Tyre / Rim



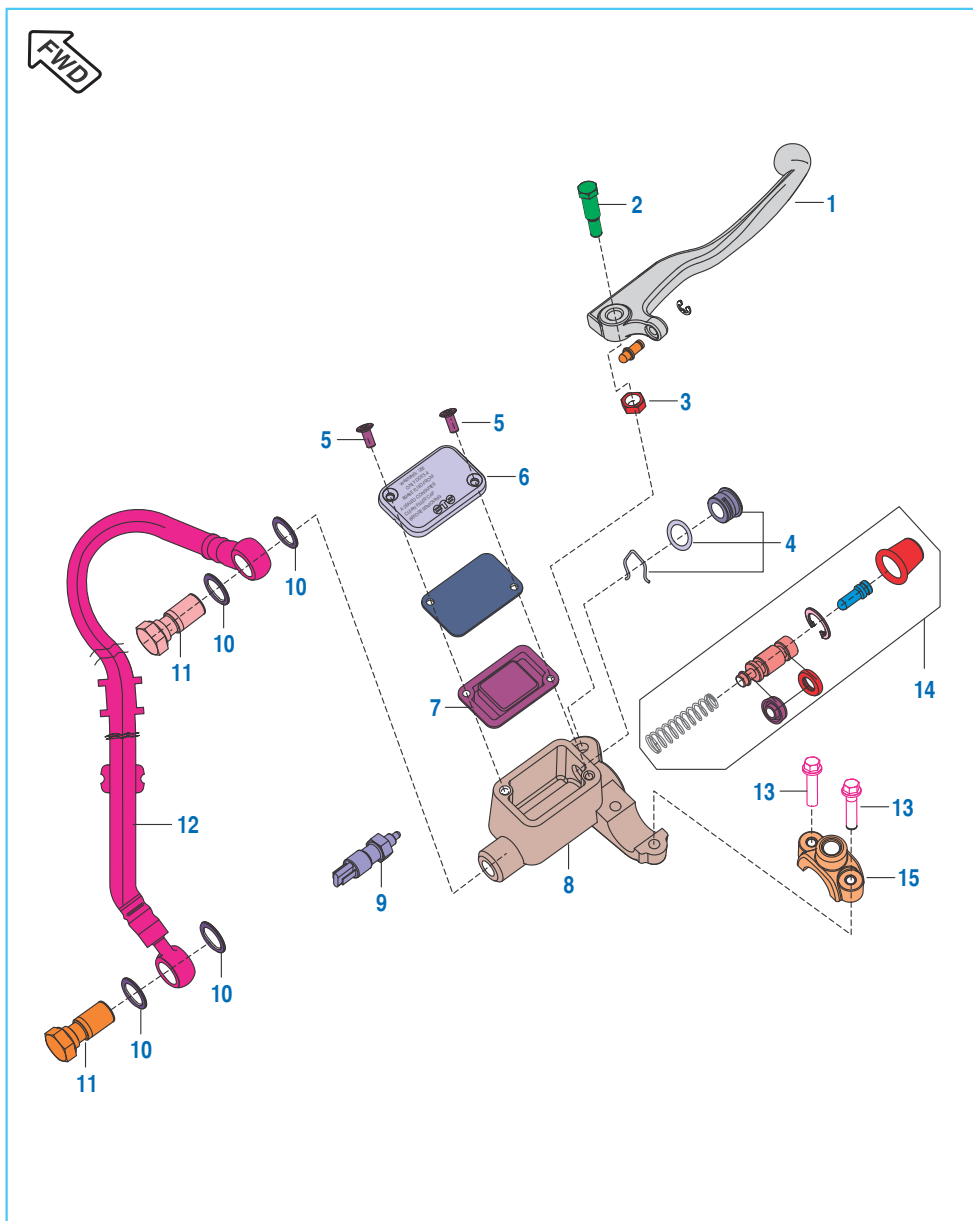
| No. | Part No.   | Description                    | Qty.   |        | Remarks                          |
|-----|------------|--------------------------------|--------|--------|----------------------------------|
|     |            |                                | 200 NS | 200 AS |                                  |
| 1   | JL 1310 06 | Tyre Tubeless (Size 100/80-17) | 1      | 1      | Not Serviceable<br>For ABS Model |
|     | DT 1310 18 | Tyre Tubeless (Size 100/80-17) | 1      | --     |                                  |
| 2   | DK 1510 26 | Valve Tubeless Tyre            | 2      | 2      |                                  |
| 3   | JL 1310 04 | Wheel Rim 2.5X17               | 1      | 1      |                                  |
| 4   | JL 1312 09 | Wheel Rim 3.5X17               | 1      | 1      |                                  |
| 5   | JL 1312 19 | Tyre 130/70-17                 | 1      | 1      | Not Serviceable<br>For ABS Model |
|     | DT 1312 22 | Tyre Tubeless Rear 130/70-17   | 1      | --     |                                  |

Front Hub



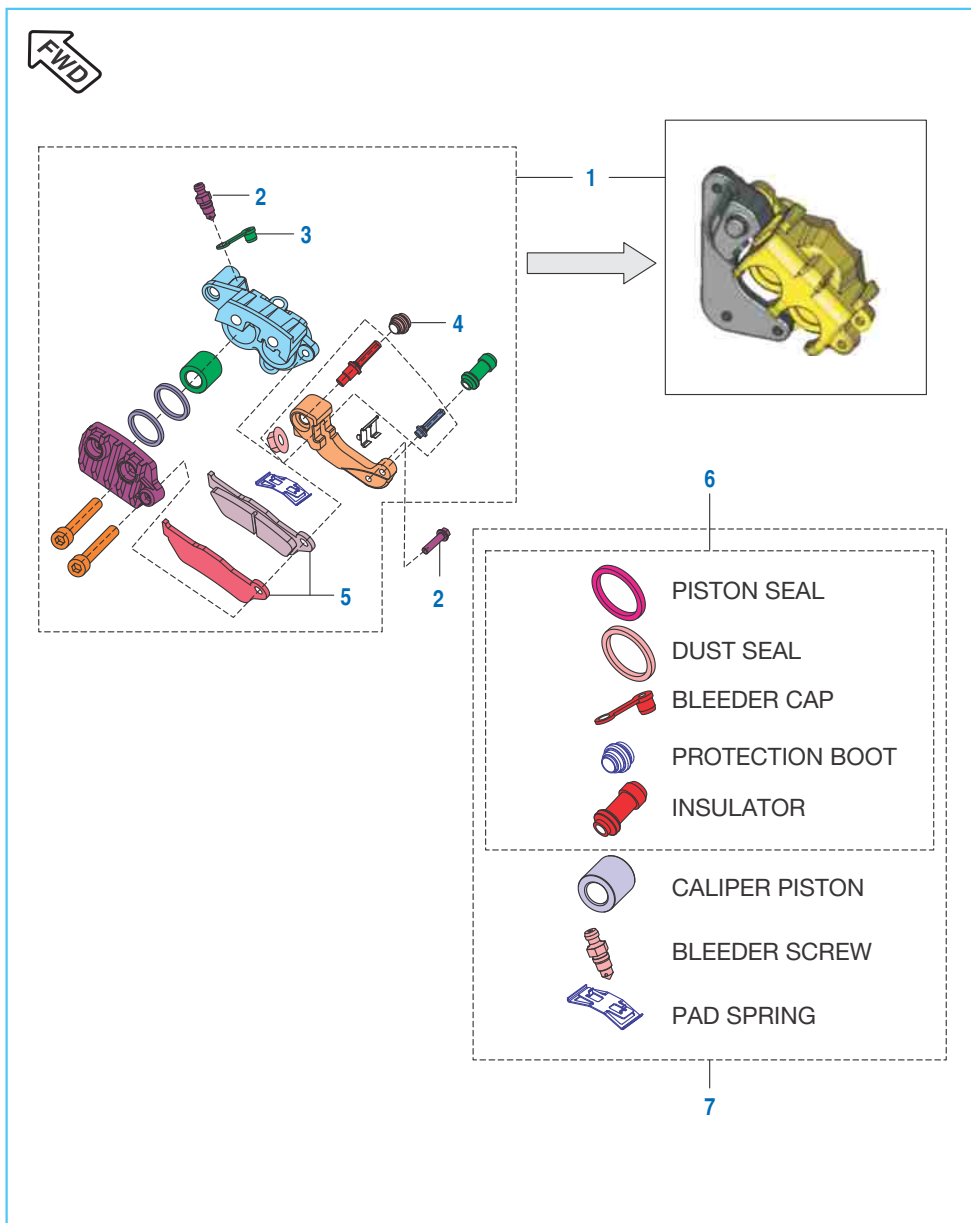
| No. | Part No.   | Description           | Qty.   |        | Remarks             |
|-----|------------|-----------------------|--------|--------|---------------------|
|     |            |                       | 200 NS | 200 AS |                     |
| 1   | JL 1310 04 | Wheel Front           | 1      | 1      |                     |
| 2   | JG 1310 01 | Spacer                | 1      | 1      |                     |
| 2A  | DT 1310 17 | Collar Front Wheel    | 1      | --     | For ABS Model       |
| 3   | 39 2241 20 | Bearing - Ball        | 2      | --     |                     |
|     | KP BC62 02 | Bearing - Ball        | 2      | 2      | For NS 200 ABS      |
| 4   | DG 1510 05 | Seal - Oil            | 1      | 1      |                     |
| 5   | JL 1310 05 | Disc Front            | 1      | --     |                     |
|     | 52 JL01 41 | Assembly Disc Front   | 1      | 1      | Ref. Ser. Cir. D-62 |
|     | DT 1318 02 | Disc 300 mm           | 1      | --     | For ABS version     |
| 6   | JD 1318 11 | Special Bolt M8       | 6      | 6      |                     |
| 7   | JL 1310 00 | Collar                | 1      | 1      |                     |
| 8   | JC 1510 20 | Case Meter W/O Sensor | 1      | 1      |                     |
| 9   | JC 2010 46 | Stopper               | 1      | 1      | N.I. Sensor Mtg     |
| 10  | 59 2100 19 | 'O' Ring              | 1      | 1      | N.I. Sensor         |
| 11  | 39 0900 12 | Washer - Spring       | 1      | 1      | N.I. Sensor Mtg     |
|     | KD DB04 08 | Washer Spring Thin    | 1      | --     | Model BS IV         |
| 12  | 39 0840 01 | Screw Pan Cross - M4  | 1      | 1      | N.I. Sensor Mtg     |
|     | KB BA04 08 | Screw Pan Cross       | 1      | --     | Model BS IV         |
| 13  | JL 1310 01 | Axle                  | 1      | 1      |                     |
| 14  | LD B000 29 | Washer                | 1      | 1      |                     |
| 15  | LC J000 02 | Nut - U M14           | 1      | 1      |                     |
| 16  | DT 1318 78 | Clamp W ABS Hose      | 1      | --     | For ABS Model       |
| 17  | JU 1318 01 | Sensor Disc Front     | 1      | --     | For ABS Model       |
| 18  | DT 4024 04 | Wheel Speed Sensor    | 1      | --     | For ABS Model       |
| 19  | 39 1943 04 | Bolt                  | 1      | --     | For ABS Model       |

Front Master Cylinder



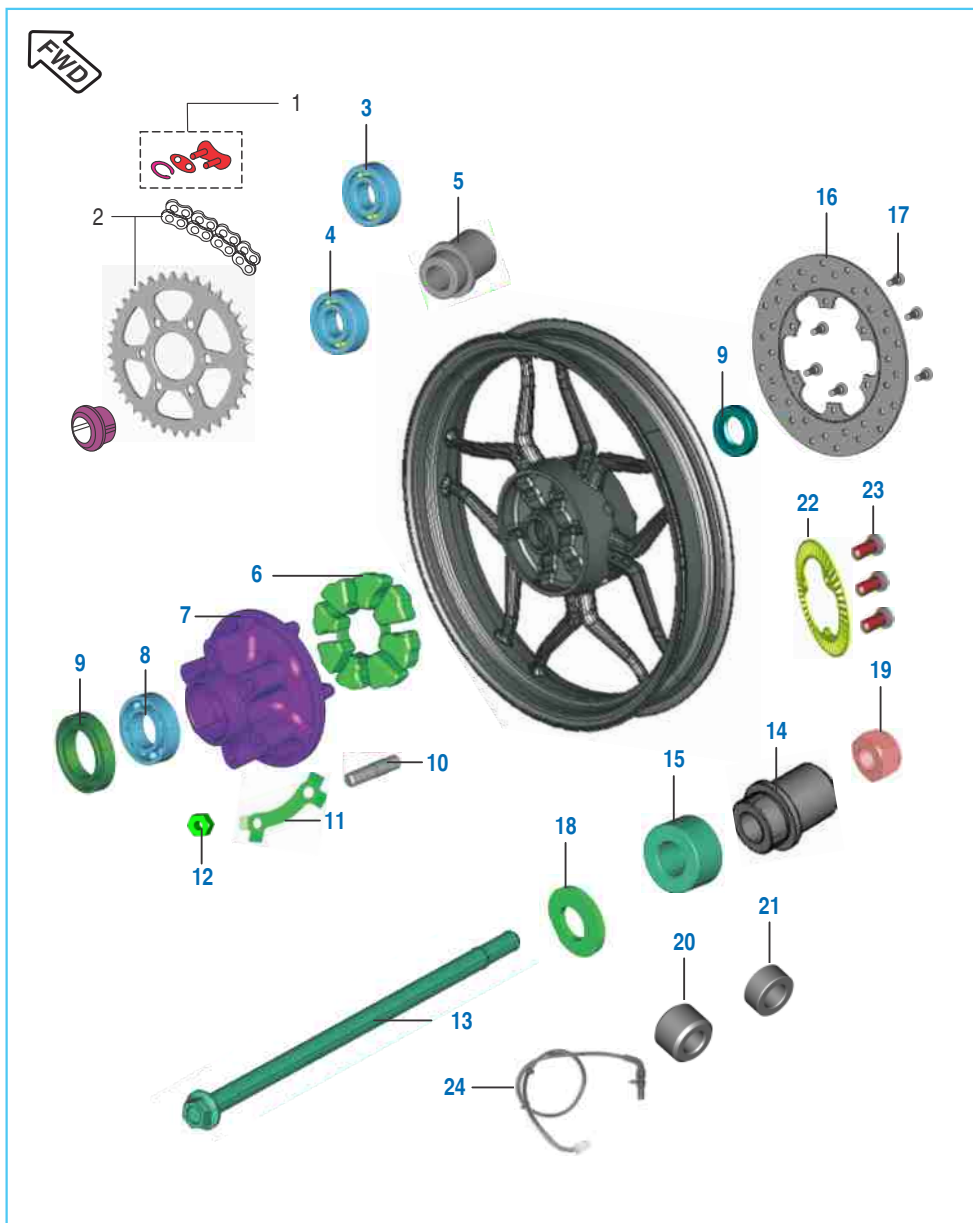
| No. | Part No.   | Description                 | Qty.   |        | Remarks       |
|-----|------------|-----------------------------|--------|--------|---------------|
|     |            |                             | 200 NS | 200 AS |               |
| 1   | DJ 1910 57 | Lever Front Brake           | 1      | --     |               |
|     | JG 1610 10 | Lever Front Brake           | 1      | --     | For ABS Model |
|     | JG 1610 10 | Lever Front Brake           | --     | 1      |               |
| 2   | DJ 1910 29 | Bolt Front Bracket I        | 1      | 1      |               |
| 3   | DJ 1910 30 | Nut                         | 1      | 1      |               |
| 4   | 36 Dh19 02 | Oil Window Kit              | 1      | 1      |               |
| 5   | DJ 1910 31 | Screw                       | 2      | 2      |               |
| 6   | DE 1910 29 | Cover - Reservoir           | 1      | 1      |               |
| 7   | DE 1910 28 | Diaphragm                   | 1      | 1      |               |
| 8   | DJ 1910 56 | Master Cylinder with lever  | 1      | --     |               |
|     | JL 1319 18 | Master Cylinder with lever  | --     | 1      |               |
|     | JF 1318 16 | Master Cylinder with Lever  | 1      | --     | For ABS model |
| 9   | DJ 2011 00 | Brake Switch                | 1      | 1      |               |
| 10  | 36 DT00 36 | Kit Switch Front M Cylinder | 1      | --     | For ABS model |
|     | DE 1910 10 | Washer - Copper             | 4      | 4      |               |
| 11  | DK 1510 69 | Banjo Bolt                  | 2      | 2      |               |
| 12  | JL 1318 02 | Hose Assembly               | 1      | 1      |               |
|     | JL 1319 19 | Hose Assembly Front Brake   | 1      | --     | Model BS IV   |
|     | 36 JL01 41 | Hose M Cylinder to ABS Unit | 1      | --     | For ABS model |
| 13  | LA D000 37 | Bolt Flanged M8X1X50        | 2      | 2      |               |
|     | KA DD08 30 | Bolt Flanged                | 2      | --     | Model BS IV   |
| 14  | DJ 1910 23 | Major Kit M-11              | 1      | 1      |               |
|     | 36 DT00 34 | Major Kit M Cylinder        | 1      | --     | For ABS model |
|     | DE 1910 33 | Clamp - Holder : RH         | 1      | 1      |               |
| 15  | 36 JF00 81 | Kit Clamp RH                | 1      | --     | For ABS model |
|     | JL 1138 35 | Hose Clamp                  | --     | 1      |               |

Front Disc Brake



| No. | Part No.   | Description              | Qty.   |        | Remarks       |
|-----|------------|--------------------------|--------|--------|---------------|
|     |            |                          | 200 NS | 200 AS |               |
| 1   | JL 1318 04 | Caliper Assy Brake Front | 1      | 1      |               |
|     | DT 1318 53 | Caliper Assy Brake Front | 1      | --     | For ABS Model |
| 2   | JL 1318 06 | Screw Bleeder            | 1      | 1      |               |
|     | DE 1510 46 | Screw Bleeder            | 1      | --     | For ABS Model |
| 3   | DE 1510 47 | Bleeder Cap              | 1      | 1      |               |
| 4   | JL 1318 07 | Boot                     | 1      | 1      |               |
| 5   | JL 1318 05 | Disc Pad                 | 1      | 1      |               |
|     | JL 1319 32 | Pad Set Brake Front      | 1      | --     | BS IV Model   |
|     | JL 1318 05 | Disc Pad                 | 1      | --     | For ABS Model |
| 6   | DJ 1510 74 | Minor Kit                | 1      | 1      |               |
|     | JL 1318 31 | Minor Kit                | 1      | --     | For ABS Model |
| 7   | DJ 1510 75 | Major Kit                | 1      | 1      |               |
|     | JL 1318 30 | Major Kit                | 1      | --     | For ABS Model |

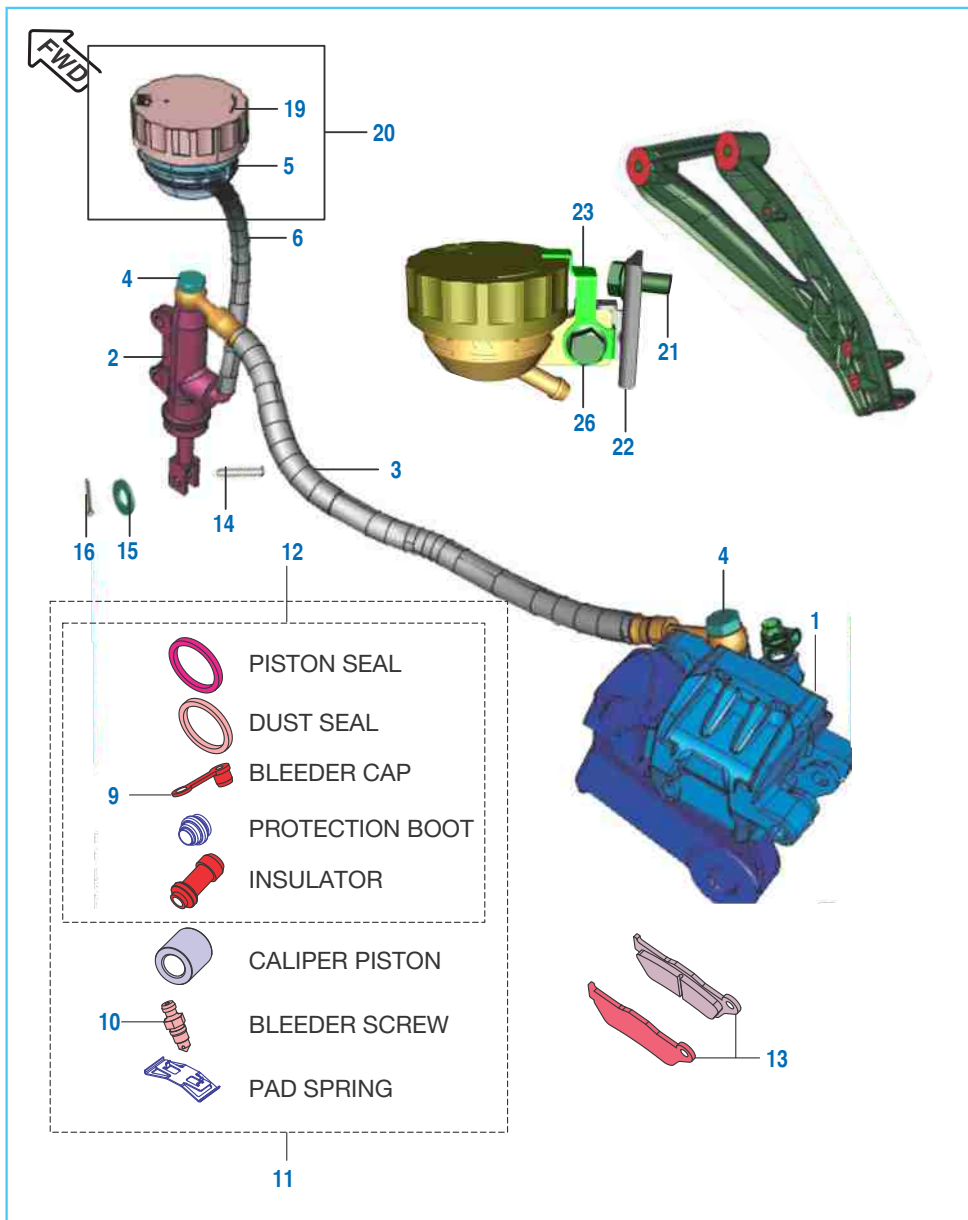
Rear Hub



**FWD** Front Wheel Direction

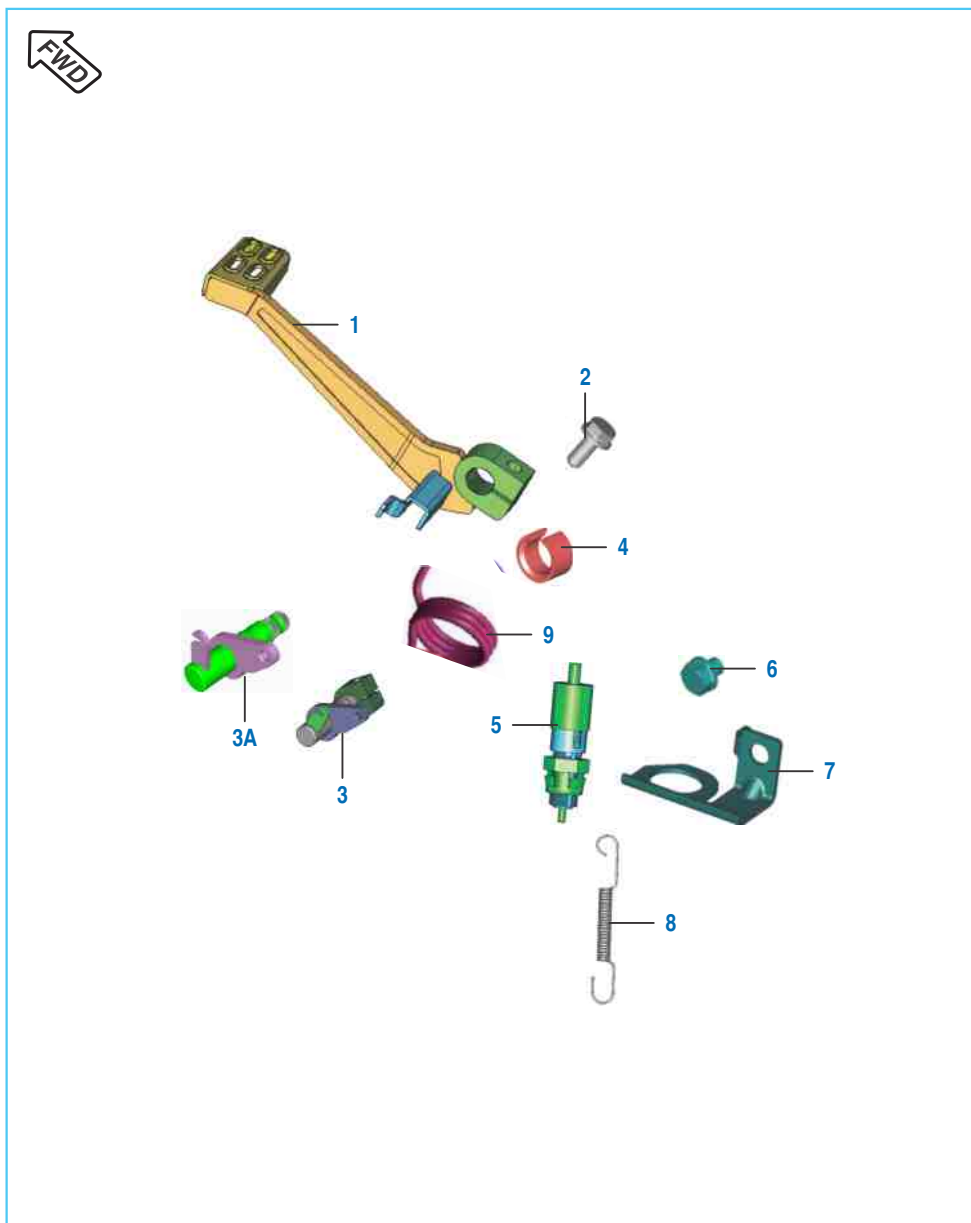
| No. | Part No.   | Description                    | Qty.   |        | Remarks             |
|-----|------------|--------------------------------|--------|--------|---------------------|
|     |            |                                | 200 NS | 200 AS |                     |
| 1   | DK 1510 36 | Lock Set                       | 1      | 1      |                     |
| 2   | 36 JL00 09 | Kit Chain Sprocket             | 1      | 1      | Refer Page No.107   |
| 3   | 39 2241 20 | Bearing - Ball                 | 1      | -      |                     |
|     | KP BC62 02 | Bearing - Ball                 | 1      | 1      | For NS from ABS     |
| 4   | 39 2242 20 | Bearing - Ball                 | 1      | -      |                     |
|     | KP BC63 02 | Bearing - Ball                 | 1      | 1      | For NS from ABS     |
| 5   | JL 1312 16 | Collar Bearing Assy            | 1      | 1      |                     |
| 6   | JG 1312 19 | Coupling Rubber                | 1      | -      |                     |
|     | JL 1312 32 | Coupling Rubber                | -      | 1      |                     |
| 7   | JL 1312 25 | Coupling                       | 1      | 1      |                     |
| 8   | DK 1510 13 | Bearing Coupling               | 1      | 1      |                     |
|     | KP AC60 05 | Bearing Ball                   | 1      | -      | For ABS Model       |
| 9   | DK 1510 12 | Oil Seal                       | 2      | 2      |                     |
|     | 30 1510 82 | Oil Seal                       | 2      | -      | Model BS IV         |
| 10  | LA A000 19 | D Bolt                         | 6      | 6      |                     |
| 11  | JL 1312 26 | Washer 6 Rubber                | 3      | 3      |                     |
| 12  | LC A000 09 | Nut                            | 6      | 6      |                     |
|     | LC L000 04 | Nut U Flange                   | 6      | -      | Model ABS           |
| 13  | JL 1312 03 | Axle                           | 1      | 1      |                     |
| 14  | DK 1510 15 | Sleeve                         | 1      | 1      |                     |
| 15  | JL 1312 11 | Spacer for Coupling            | 1      | 1      |                     |
| 16  | JL 1312 18 | Disc Rear - 3.5 mm Tickness    | 1      | -      |                     |
|     | 52 JL01 42 | Disc Rr (black)3.5 mm Tickness | 1      | 1      | Ref. Ser. Cir. D-62 |
|     | JL 1319 30 | Disc Rear - 4 mm Tickness      | 1      | 1      |                     |
| 17  | 39 2038 04 | Bolt Hex                       | 6      | 6      |                     |
| 18  | LD B000 29 | Washer                         | 2      | 2      |                     |
| 19  | LC J000 02 | Nut - U                        | 1      | 1      |                     |
| 20  | DK 1510 81 | Spacer I                       | 1      | 1      |                     |
| 21  | DK 1510 82 | Spacer II                      | 1      | 1      |                     |
| 22  | JU 1318 02 | Sensor Disc Rear               | 1      | --     | For ABS Model       |
| 23  | 39 0746 01 | Screw                          | 3      | --     | For ABS Model       |
| 24  | DT 4024 04 | Wheel Speed Sensor (ABS)       | 1      | --     | For ABS Model       |

Rear Disc Brake System



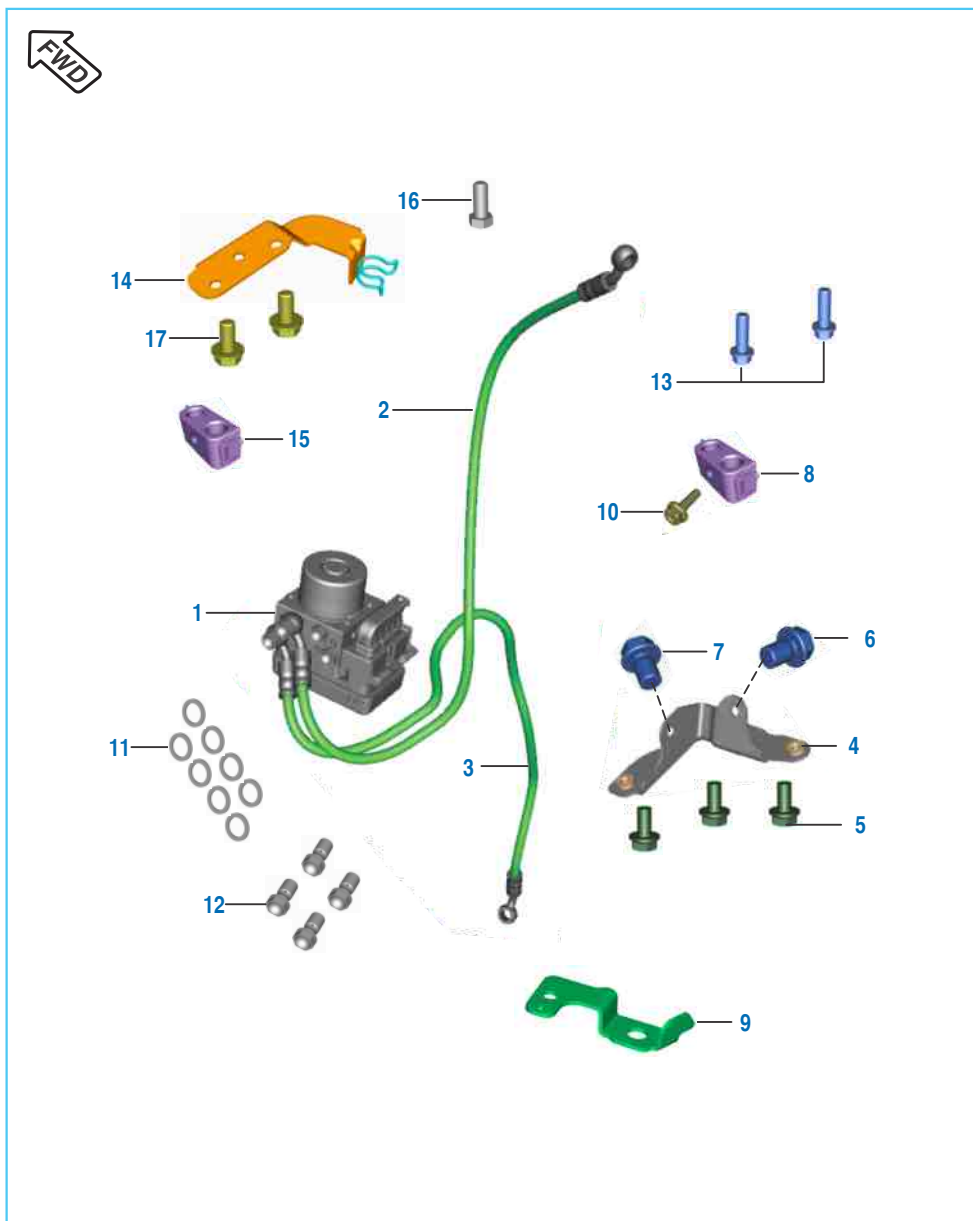
| No. | Part No.   | Description                    | Qty.   |        | Remarks            |
|-----|------------|--------------------------------|--------|--------|--------------------|
|     |            |                                | 200 NS | 200 AS |                    |
| 1   | DK 1510 83 | Assembly Caliper               | 1      | 1      |                    |
|     | JL 1318 34 | Assembly Caliper               | 1      | -      | Model BS IV        |
|     | DT 1318 26 | Assembly Caliper               | 1      | -      | For ABS Model      |
| 2   | DK 1510 31 | Assembly Master Cyl. Rear      | 1      | 1      |                    |
|     | DT 1318 17 | Assly Cylinder Master Brake Rr | 1      | -      | Model BS IV        |
|     | DT 1318 66 | Assly Cylinder Master Brake Rr | 1      | -      | For ABS Model      |
| 3   | JL 1318 03 | Hose Disc Brake Rear           | 1      | 1      |                    |
| 4   | DK 1510 69 | Banjo Bolt                     | 2      | 2      |                    |
| 5   | JG 1318 21 | Reservoir Rear Brake           | 1      | 1      | Without Cap        |
| 6   | JL 1312 20 | Hose - Reservoir               | 1      | 1      |                    |
| 7   | DK 1510 63 | Clip Reservoir                 | 1      | 1      | Cap Reservoir      |
| 8   | DE 1910 10 | Copper Washer                  | 4      | 4      | Banjo Bolt         |
| 9   | DE 1510 47 | Cap Bleeder Screw              | 1      | 1      |                    |
| 10  | DE 1510 46 | Bleeder Screw                  | 1      | 1      |                    |
| 11  | DK 1510 88 | Caliper Piston Kit             | 1      | 1      |                    |
|     | YJ L040 05 | Caliper Piston Kit             | 1      | --     | For ABS Model      |
| 12  | DK 1510 89 | Caliper Piston Seal Kit        | 1      | 1      |                    |
|     | YJ L040 06 | Caliper Piston Seal Kit        | 1      | --     | For ABS Model      |
| 13  | DK 1510 85 | Set Disc Pad                   | 1      | 1      |                    |
| 14  | 30 1910 38 | Pin                            | 1      | 1      |                    |
| 15  | 39 0198 11 | Washer                         | 1      | 1      |                    |
|     | LD B000 18 | Washer Plain                   | 1      | -      | Model BS IV        |
| 16  | 39 0808 08 | Split Pin                      | 1      | 1      |                    |
| 17  | DK 1510 73 | Master Cyl. Major Kit          | 1      | 1      | N.I.               |
|     | 36 DT00 39 | Master Cyl. Major Kit          | 1      | --     | For ABS Model      |
| 18  | DK 1510 74 | Master Cyl. Minor Kit          | 1      | 1      | N.I.               |
|     | 36 DT00 40 | Master Cyl. Minor Kit          | 1      | --     | For ABS model      |
| 19  | DK 1510 45 | Cap Reservoir                  | 1      | 1      |                    |
| 20  | 36 JG00 83 | Kit Brake Fluid Reservoir      | 1      | 1      |                    |
| 21  | 39 2140 04 | Bolt Flange                    | 1      | 1      |                    |
|     | KA DT06 12 | Bolt Flanged                   | 1      | -      | Model BS IV        |
| 22  | JL 1318 41 | Bracket- Reservoir mounting    | 1      | 1      | Ref Ser. Cir. D-57 |
| 23  | JL 1318 78 | Bracket Reservoir cap          | 1      | 1      | Ref Ser. Cir. D-57 |
| 24  | 39 2420 01 | Screw                          | 1      | 1      | Ref Ser. Cir. D-57 |
|     | KB BA05 12 | Screw Pan Cross                | 1      | -      | Model BS IV        |
| 25  | JL 1318 77 | Clamp Hose Reservoir           | 1      | 1      | Ref Ser. Cir. D-59 |
| 26  | KA DD06 14 | Flanged Bolt                   | 1      | 1      |                    |
| 27  | KA DF06 16 | Bolt Flanged                   | 2      | 2      |                    |

Rear Brake Pedal



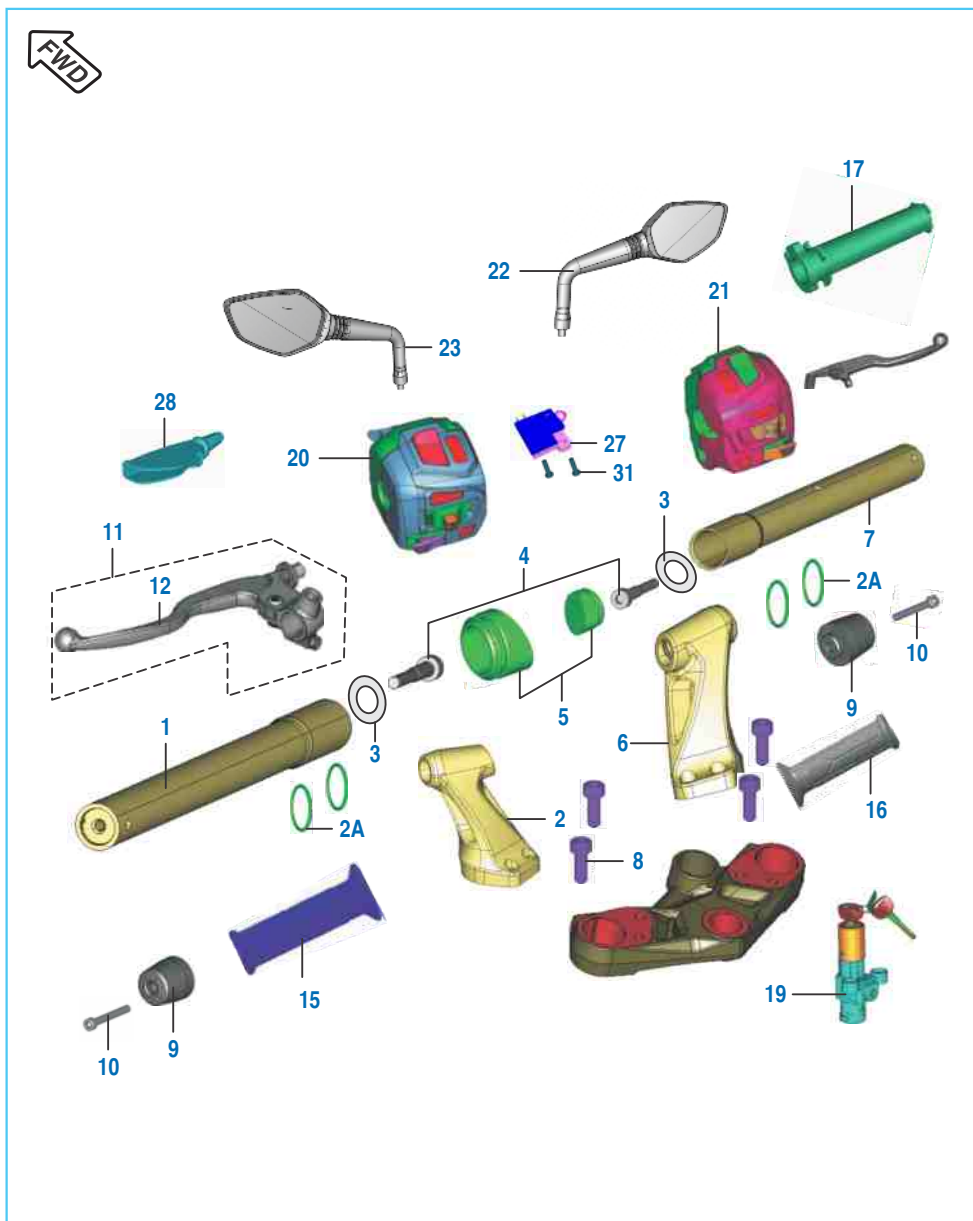
| No. | Part No.   | Description               | Qty.   |        | Remarks   |
|-----|------------|---------------------------|--------|--------|-----------|
|     |            |                           | 200 NS | 200 AS |           |
| 1   | JL 1610 01 | Brake Pedal               | 1      | 1      |           |
| 2   | 39 1769 04 | Bolt - Flanged : M8       | 1      | 1      |           |
| 3   | JL 1610 10 | Shaft Assy Brake Lever    | 1      | 1      |           |
| 3A  | JL 1319 28 | Assembly Brake Shaft      | 1      | --     | Model ABS |
| 4   | DH 1910 13 | Spacer Brake Shaft assly. | 1      | 1      |           |
| 5   | 31 2010 79 | Switch - Rear Brake       | 1      | --     |           |
|     | JL 4014 06 | Switch - Rear Brake       | --     | 1      |           |
| 6   | 39 2475 04 | Hex. head bolt            | 1      | --     |           |
|     | 39 1791 04 | Bolt Flanged              | 1      | 1      |           |
| 7   | JL 1130 33 | Bracket Rear brake switch | 1      | 1      |           |
| 8   | JL 1610 06 | Spring Rear Brake Switch  | 1      | 1      |           |
| 9   | DH 1910 06 | Spring - Brake Pedal      | 1      | 1      |           |

Anti Lock Brake System



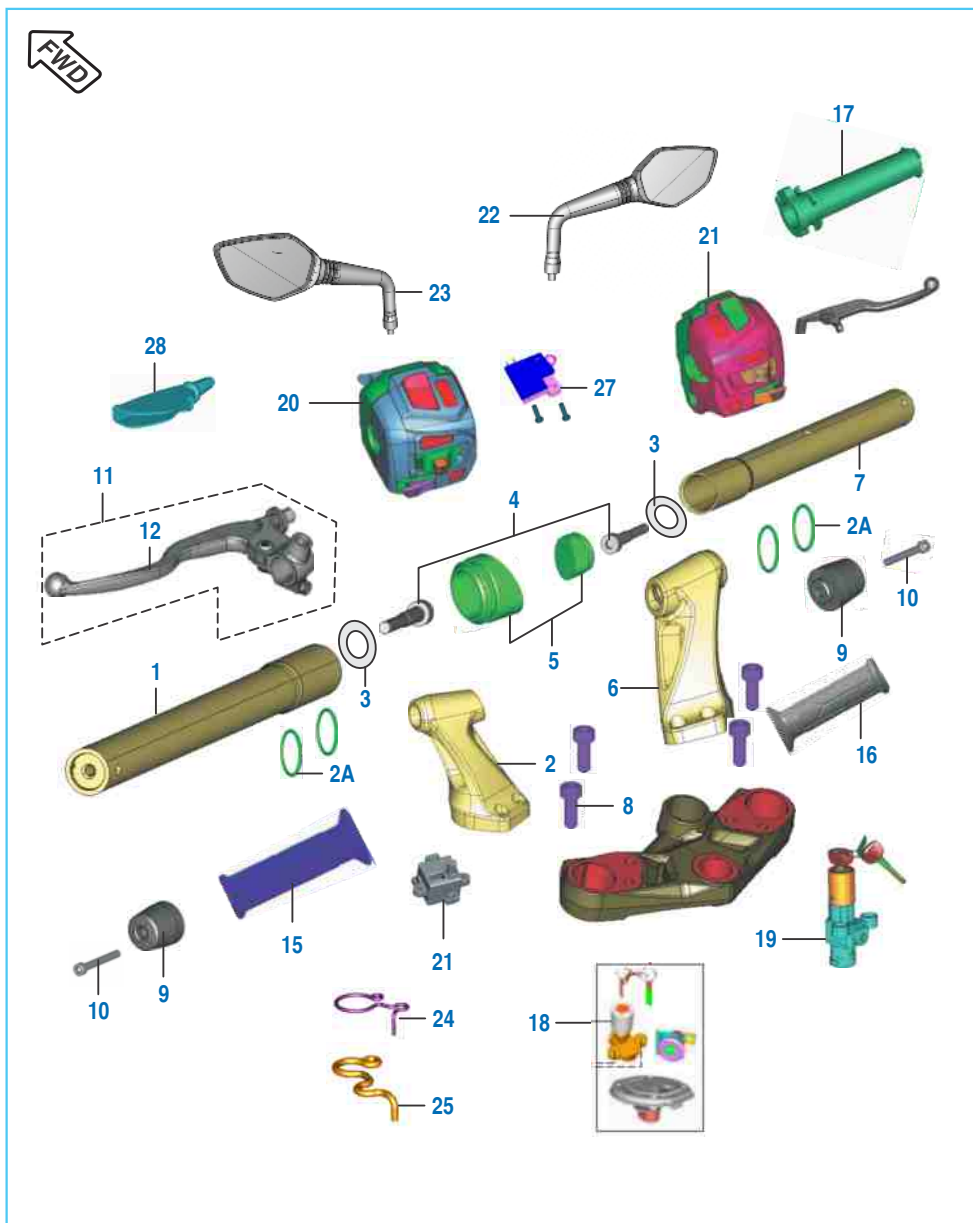
| No. | Part No.   | Description                 | Qty.       |        | Remarks |
|-----|------------|-----------------------------|------------|--------|---------|
|     |            |                             | 200 NS ABS | 200 AS |         |
| 1   | JL 1319 26 | ABS Unit - K16A (1CH ABS)   | 1          | -      |         |
| 2   | 36 JL01 41 | Hose M Cylinder to ABS Unit | 1          | -      |         |
| 3   | 36 JL01 42 | Hose Caliper to ABS         | 1          | -      |         |
| 4   | DT 1138 50 | Bracket Front ABS Mtg Loose | 1          | -      |         |
| 5   | LA E000 21 | Bolt Flanged                | 3          | -      |         |
| 6   | KA ED06 12 | Bolt Flanged                | 1          | -      |         |
| 7   | KA ED06 08 | Bolt Flanged                | 1          | -      |         |
| 8   | DT 1318 75 | Clamp For ABS               | 4          | -      |         |
| 9   | DT 1318 37 | BRACKET HOSE CLAMP ABS      | 1          | -      |         |
| 10  | KA EA06 22 | Flanged Bolt                | 1          | -      |         |
| 11  | DE 1910 10 | Copper Washer               | 8          | -      |         |
| 12  | DK 1510 69 | Benjo Bolt                  | 4          | -      |         |
| 13  | 39 1958 04 | Bolt Flanged                | 2          | -      |         |
| 14  | DT 1318 32 | Clamp Brake Hose            | 1          | -      |         |
| 15  | DT 1318 49 | Clamp Brake Hose            | 3          | -      |         |
| 16  | KA AB08 20 | Bolt M8                     | 1          | -      |         |
| 17  | KA DA06 12 | Flanged Bolt                | 2          | -      |         |

Handle Bar Assly



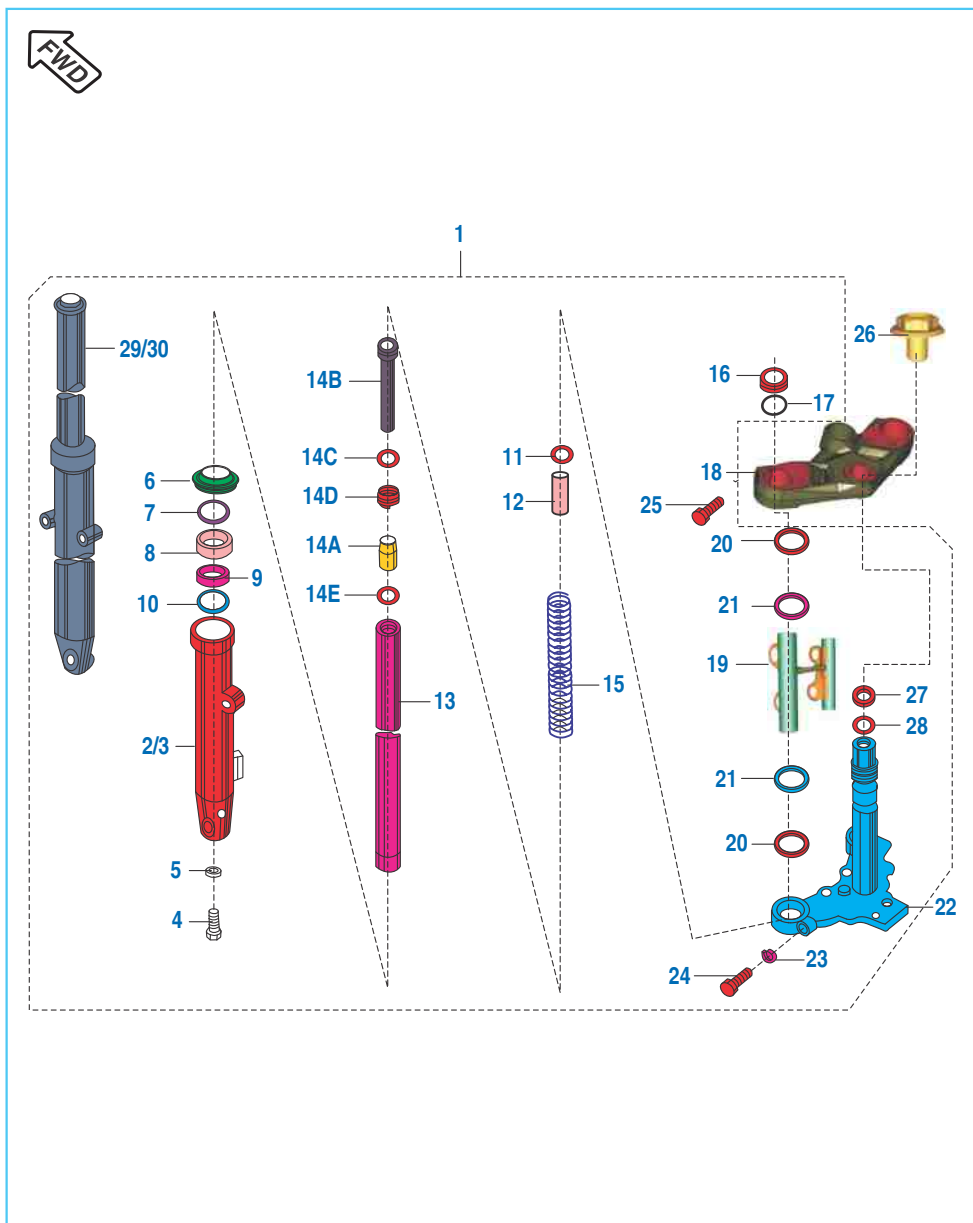
| No. | Part No.   | Description                  | Qty.   |        | Remarks             |
|-----|------------|------------------------------|--------|--------|---------------------|
|     |            |                              | 200 NS | 200 AS |                     |
| 1   | JL 1510 21 | Handle Bar Tube LH assly.    | 1      | 1      |                     |
| 2   | JL 1510 26 | Holder Handle LH             | 1      | -      |                     |
|     | 56 JL31 5X | Handle Holder LH Stoic Black | 1      | 1      | Ref. Ser. Cir. D-62 |
| 2A  | JL 1510 38 | O ring                       | 4      | 4      |                     |
| 3   | 39 1180 11 | Washer - Plain               | 2      | -      |                     |
|     | KD BA08 18 | Washer - Plain               | -      | 2      |                     |
| 4   | LA C000 20 | Bolt Socket M8X1.25Px55L     | 2      | 2      |                     |
| 5   | JL 1510 28 | Plug Handle Holder           | 2      | 2      |                     |
| 6   | JL 1510 30 | Holder Handle RH             | 1      | -      |                     |
|     | 56 JL32 5X | Handle Holder RH Stoic Black | 1      | 1      | Ref. Ser. Cir. D-62 |
| 7   | JL 1510 34 | Handlebar Tube Assy RH       | 1      | 1      |                     |
| 8   | DG 1810 08 | Bolt - Socket                | 4      | 4      |                     |
|     | LA C000 59 | Bolt - Socket                | 4      | -      | Model ABS           |
| 9   | JL 1510 35 | Handlebar Weight             | 2      | 2      |                     |
| 10  | 39 2427 04 | Bolt - Hex Socket Head       | 2      | 2      |                     |
| 11  | DJ 1910 82 | Lever & Holder Assly LH      | 1      | -      |                     |
|     | JL 1610 13 | Lever & Support Holder Assy  | 1      | -      | Model BS IV         |
|     | JL 1610 15 | Lever & Holder Assly LH      | -      | 1      |                     |
| 12  | DJ 1910 83 | Lever LH For New CI Switch   | 1      | -      |                     |
|     | JG 1610 08 | Lever LH For New CI Switch   | -      | 1      |                     |
| 13  | DJ 2012 46 | Clutch Switch (6Amp Diode)   | 1      | -      | N.I.                |
|     | JL 4014 11 | Clutch Switch                | -      | 1      | N.I.                |
| 15  | JL 1610 03 | Handle Grip LH               | 1      | 1      |                     |

Handle Bar Assly



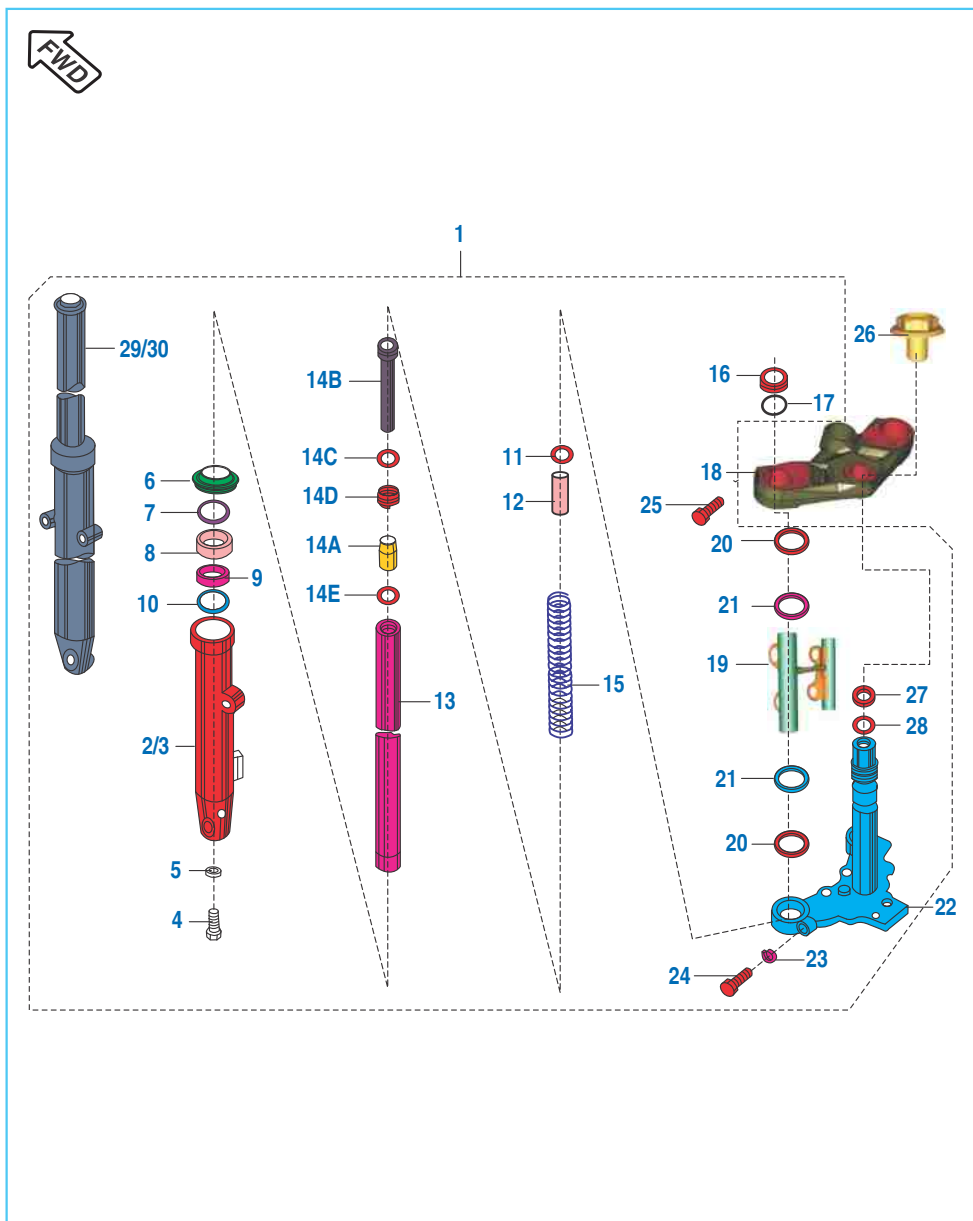
| No. | Part No.   | Description                | Qty.   |        | Remarks                |
|-----|------------|----------------------------|--------|--------|------------------------|
|     |            |                            | 200 NS | 200 AS |                        |
| 16  | JL 1610 08 | Grip Hand Assy RH          | 1      | -      |                        |
|     | DT 1610 05 | Grip Hand Assy RH          | --     | 1      | Includes Pipe Throttle |
| 17  | DH 1910 17 | Pipe - Throttle            | 1      | -      |                        |
|     | JG 1510 22 | Pipe - Throttle            | 1      | -      | Model BS IV            |
| 18  | JL 1510 23 | Lock Set 3 In 1            | 1      | -      |                        |
|     | JL 2326 05 | Lock Set 3 In 1 + Tank Cap | 1      | -      | Model BS IV            |
|     | DT 2326 01 | Lock Set 3 In 1            | -      | 1      |                        |
| 19  | JL 4014 03 | Switch Ignition            | 1      | -      |                        |
| 20  | JL 4014 00 | Switch Control LH          | 1      | -      |                        |
|     | JL 4014 09 | Switch Control LH          | -      | 1      |                        |
| 21  | JL 4014 01 | Switch Control RH          | 1      | --     |                        |
|     | JL 4014 05 | Switch Control RH AHO      | 1      | --     | Model BS IV            |
| 22  | JL 2316 01 | Mirror Assy RH             | 1      | 1      |                        |
| 23  | JL 2316 00 | Mirror Assy LH             | 1      | 1      |                        |
| 24  | JL 1510 53 | Hook Clutch Cable          | --     | 1      | Mounted on upper bkt   |
| 25  | JL 1510 54 | Hook Throttle Cable        | --     | 1      | Mounted on upper bkt   |
| 26  | LA DA06 10 | Flanged Bolt               | --     | 2      | Mounted on upper bkt   |
| 27  | DJ 2011 09 | Front Brake Switch (Minda) | 1      | -      | Model BS IV            |
| 28  | DS 1910 52 | Lever Boot LH              | 1      | -      | Model BS IV            |

Front Fork



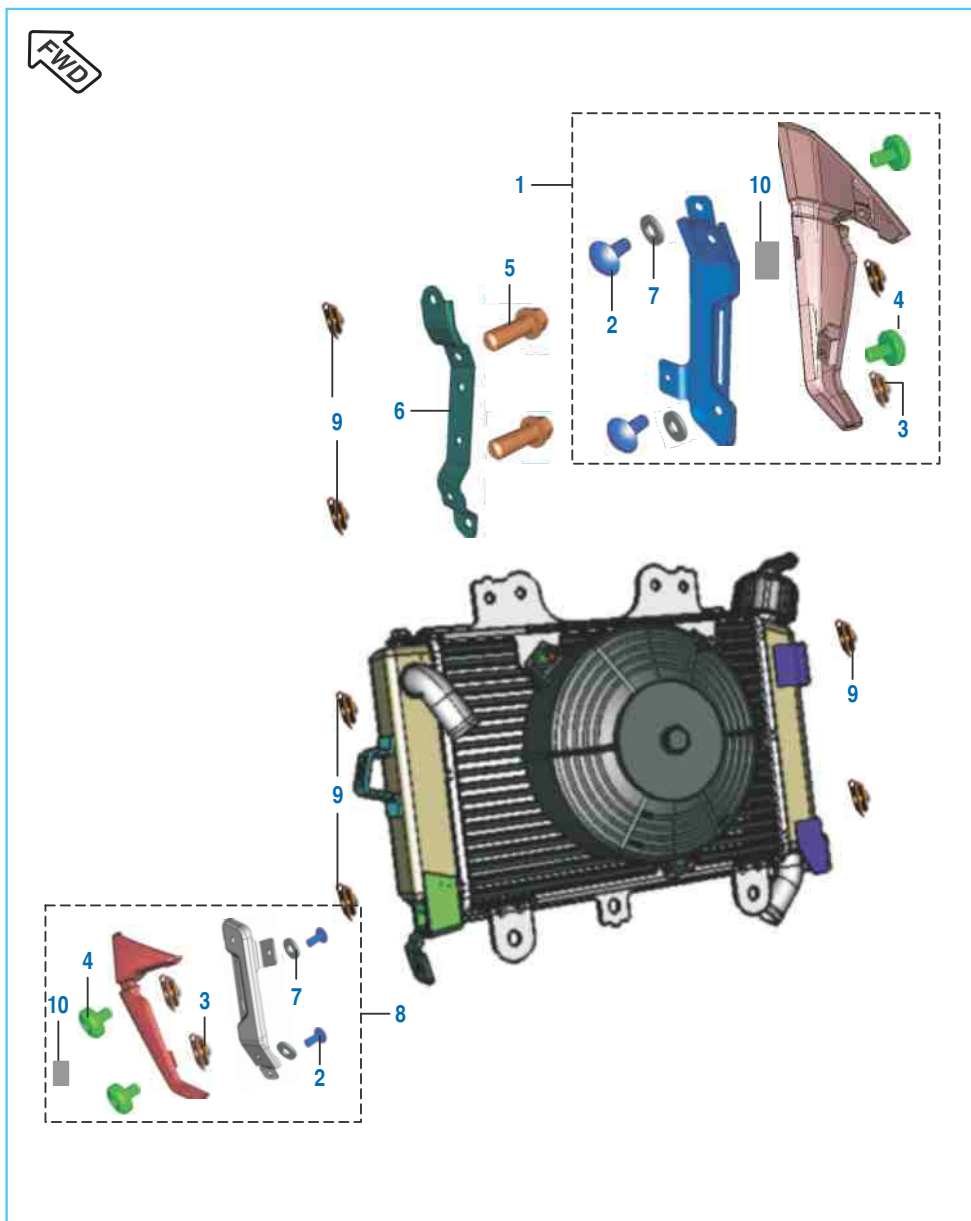
| No. | Part No.   | Description             | Qty.   |        | Remarks     |
|-----|------------|-------------------------|--------|--------|-------------|
|     |            |                         | 200 NS | 200 AS |             |
| 1   | JL 1510 24 | Fork Assembly Front     | 1      | 1      |             |
|     | JL 1210 05 | Fork Assembly ABS - K16 | 1      | -      | Model BS IV |
| 2   | JL 1510 02 | Tube Outer LH           | 1      | 1      |             |
| 3   | JL 1510 03 | Tube Outer RH           | 1      | 1      |             |
|     | DT 1210 40 | Tube Outer RH           | 1      | -      | Model BS IV |
| 4   | DK 1810 06 | Socket Headed Bolt -M10 | 2      | 2      |             |
| 5   | DK 1810 07 | Copper Washer           | 2      | 2      |             |
| 6   | DK 1810 21 | Inner Dust Seal         | 2      | 2      |             |
| 7   | DK 1810 18 | Washer Seal             | 2      | 2      |             |
| 8   | 36 DK01 61 | Fork oil seal kit       | 2      | 2      |             |
| 9   | DK 1810 17 | Guide Bush              | 2      | 2      |             |
| 10  | DK 1810 20 | Oil Seal Stopper        | 2      | 2      |             |
| 11  | DK 1810 15 | Washer                  | 2      | 2      |             |
| 12  | JL 1510 12 | Spacer Tube             | 2      | 2      |             |
| 13  | JL 1510 04 | Fork Pipe Inner         | 2      | 2      |             |
|     | JL 1210 08 | Fork Pipe Inner         | 2      | -      | Model BS IV |
| 14A | DK 1810 09 | Cap Oil Lock            | 2      | 2      |             |
| 14B | DK 1810 10 | Seat Pipe               | 2      | 2      |             |
| 14C | DK 1810 12 | Piston Ring             | 2      | 2      |             |
| 14D | DK 1810 13 | Rebound Spring          | 2      | 2      |             |
| 14E | DK 1810 11 | Slide Bush              | 2      | -      | Model BS IV |
| 15  | JL 1210 01 | Spring Main Spring      | 2      | 2      |             |

Front Fork



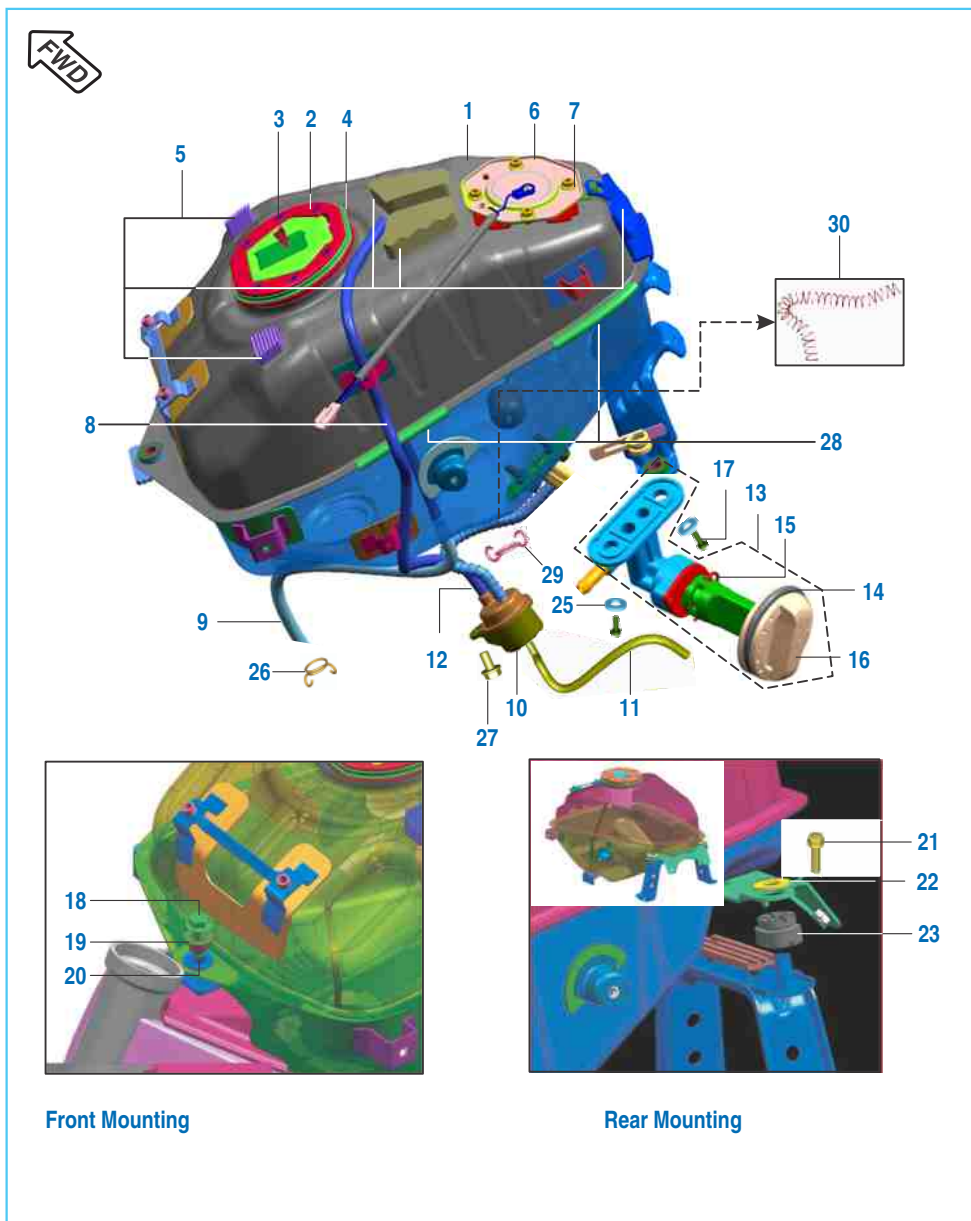
| No. | Part No.   | Description                | Qty.   |        | Remarks             |
|-----|------------|----------------------------|--------|--------|---------------------|
|     |            |                            | 200 NS | 200 AS |                     |
| 16  | DK 1810 22 | Fork Bolt                  | 2      | 2      |                     |
| 17  | DK 1810 23 | O' Ring                    | 2      | 2      |                     |
| 18  | JL 1510 32 | Upper Bracket              | 1      | -      |                     |
|     | 56 JL33 5X | Upper Bracket Stoic Black  | 1      | 1      | Ref. Ser. Cir. D-62 |
| 19  | JL 1812 35 | Lamp Shade Assy            | 1      | -      |                     |
| 20  | JC 1810 23 | Cover Cushion              | 4      | -      |                     |
| 21  | JC 1810 22 | Cove Trail B               | 4      | -      |                     |
| 22  | JL 1510 37 | Under Bkt Assy Complete    | 1      | 1      |                     |
| 23  | DK 1810 25 | Spring Washer              | 2      | 2      |                     |
| 24  | DK 1810 28 | Bolt                       | 2      | 2      |                     |
| 25  | DG 1810 08 | Bolt - Socket              | 2      | 2      |                     |
| 26  | JL 1510 36 | Steering Top Bolt          | 1      | -      |                     |
|     | JY 1510 11 | Steering Top Bolt          | -      | 1      |                     |
| 27  | DG 1810 04 | Oil Seal                   | 1      | 1      |                     |
| 28  | DG 1810 03 | Washer                     | 1      | 1      |                     |
| 29  | JL 1210 07 | Assembly Leg LH - K16A ABS | 1      | -      | Model BS IV         |
| 30  | JL 1210 06 | Assembly Leg RH - K16A ABS | 1      | -      | Model BS IV         |

Radiator Covers



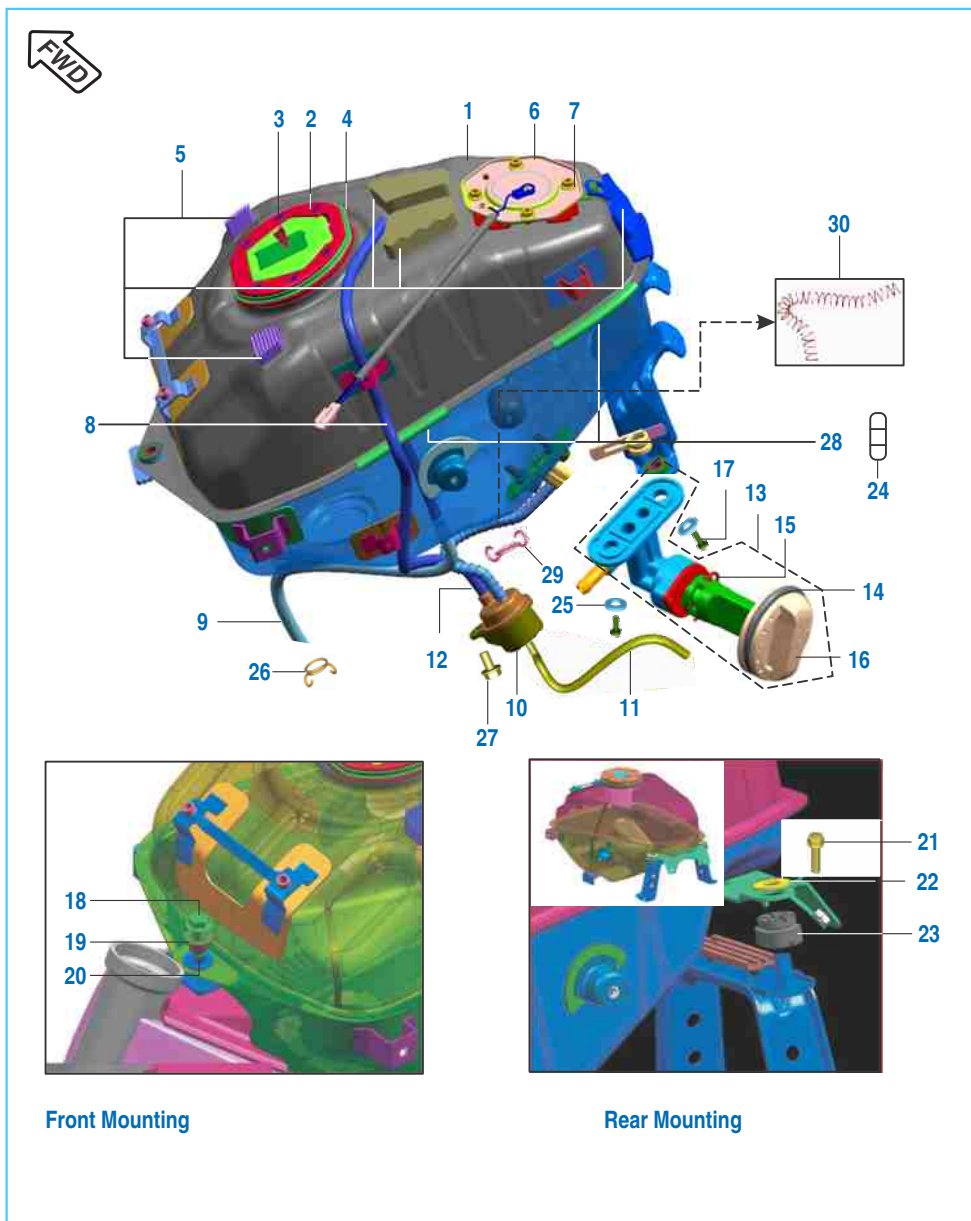
| No. | Part No.   | Description                           | Qty.   |        | Remarks     |
|-----|------------|---------------------------------------|--------|--------|-------------|
|     |            |                                       | 200 NS | 200 AS |             |
| 1   | JL 1810 19 | Shroud Assy RH                        | 1      | --     | Model BS IV |
|     | JL 1814 52 | Shroud Assy RH                        | --     | 1      |             |
| 2   | KB UB05 12 | Screw Truss                           | 4      | 4      |             |
| 3   | JW 1812 36 | Clip Nut M5                           | 4      | 4      |             |
| 4   | KB UA06 12 | Screw - Truss                         | 4      | 4      |             |
| 5   | 39 1672 04 | Bolt - Flange : M6 X 16               | 2      | 2      |             |
| 6   | JL 1812 32 | Shroud Mtg Bkt RH                     | 1      | 1      |             |
| 7   | 39 2141 24 | Washer<br>(Non Metallic Round Washer) | 4      | 4      |             |
| 8   | JL 1813 17 | Shroud Assembly LH                    | 1      | 1      |             |
| 9   | DJ 1810 65 | Clip Nut M5                           | 4      | 4      |             |
| 10  | JB 1812 23 | Beading Speedo Flap                   | 2      | 2      |             |

Petrol Tank, Cap Tank and Gauge Fuel



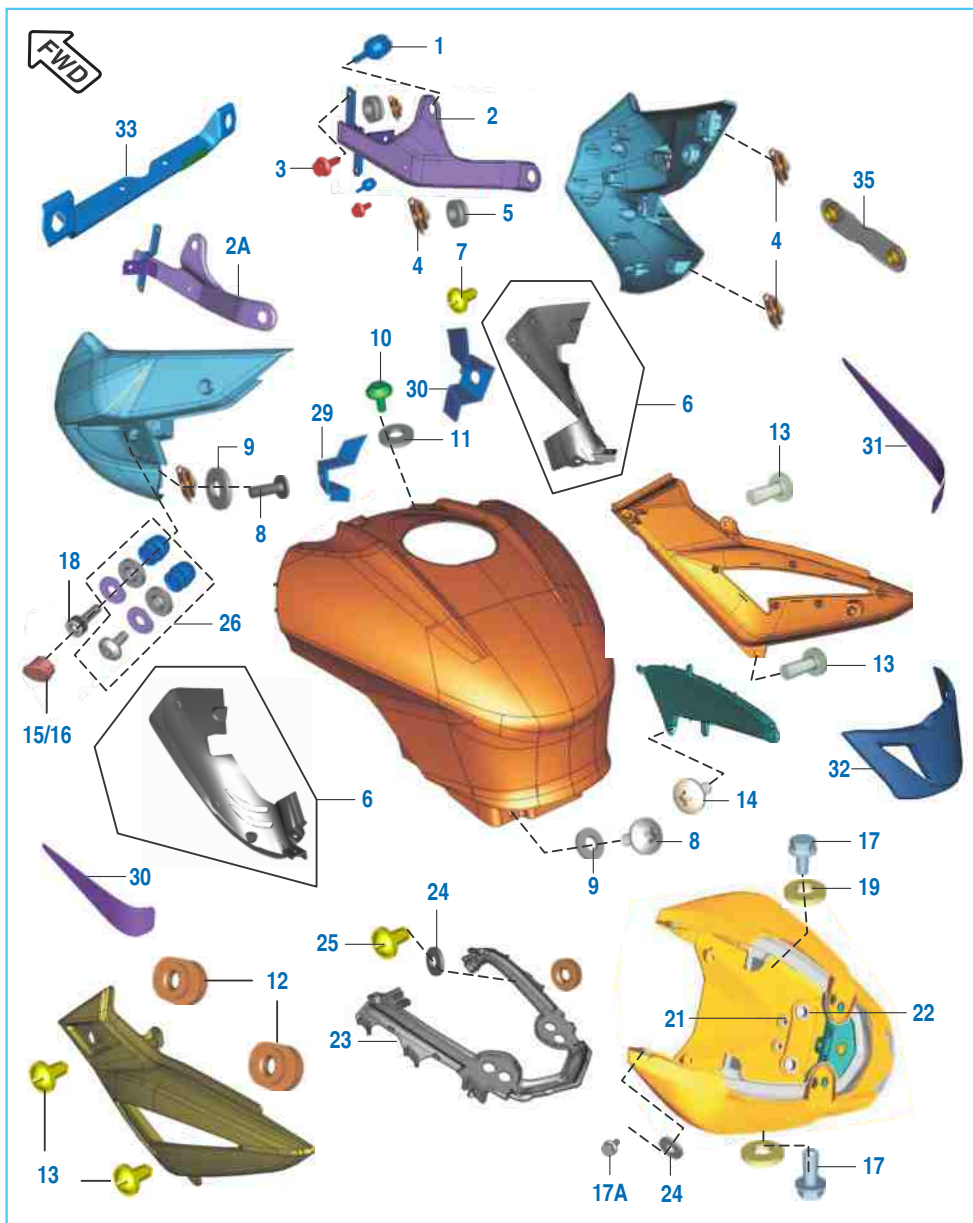
| No. | Part No.   | Description                  | Qty.   |        | Remarks               |
|-----|------------|------------------------------|--------|--------|-----------------------|
|     |            |                              | 200 NS | 200 AS |                       |
| 1   | JL 1710 44 | Tank Assembly                | 1      | -      |                       |
|     | JL 1710 81 | Tank Assembly                | 1      | 1      | Ref. Ser. Cir. D-60   |
|     | JL 1718 10 | Fuel Tank Assly Fuel Cock    | 1      | 1      | Model BS IV           |
| 2   | JL 1716 00 | Cap Tank                     | 1      | -      |                       |
|     | 56 JL04 01 | Cap Tank (Moon Light Silver) | 1      | 1      | Ref. Ser. Cir. D-62   |
|     | JL 2326 05 | Lock Set 3 In 1 + Tank Cap   | 1      | -      | Model BS IV           |
|     | DT 2326 06 | Lock Set 3 IN 1 - EVAP       | 1      | -      | Alternate part number |
| 3   | 39 2381 04 | Bolt - Socket Head M5        | 6      | -      |                       |
|     | KA CB05 16 | Bolt Master                  | -      | 6      |                       |
| 4   | JL 1710 49 | Damper Ring Tank Cap         | 1      | 1      |                       |
|     | 36 JI00 12 | Kit Tank Damper              | 1      | 1      |                       |
| 6   | JL 4026 00 | Sensor Fuel Level            | 1      | -      |                       |
|     | JL 4026 02 | Sensor Fuel Level            | 1      | 1      | Ref. Ser. Cir. D-60   |
| 6A  | 39 2758 21 | 'O' ring for Fuel Sensor     | 1      | 1      | N.I.                  |
| 7   | 39 2484 15 | Nut - Flange M5              | 4      | -      |                       |
|     | KC GA05 05 | Nut - Flange                 | 4      | 4      |                       |
| 8   | JL 1710 37 | Breather Tube                | 1      | 1      |                       |
| 9   | JL 1710 63 | Pipe - Drain                 | 1      | 1      |                       |
| 10  | JL 1718 02 | Filter Inline                | 1      | 1      |                       |
| 11  | JL 1710 36 | Tube Fuel (Carburettor)      | 1      | 1      |                       |
| 12  | JL 1710 35 | Tube Fuel (Tank)             | 1      | 1      |                       |
| 13  | JL 1718 00 | Tap Fuel Assembly            | 1      | 1      |                       |
| 14  | JL 1710 60 | O Ring-For Knob              | 1      | 1      |                       |
| 15  | JL 1718 03 | Pin Snap For Knob            | 1      | 1      |                       |

Petrol Tank, Cap Tank and Gauge Fuel



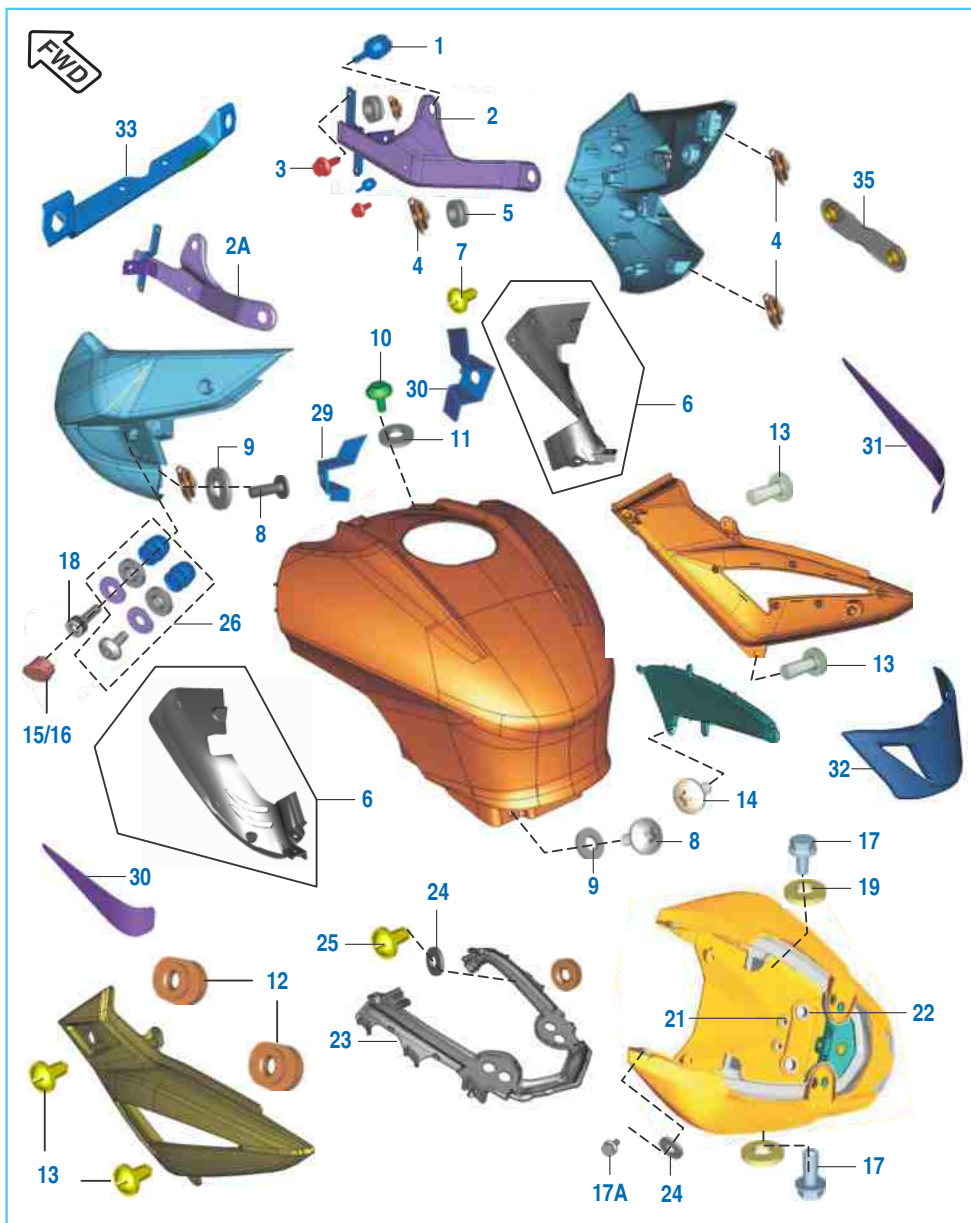
| No. | Part No.   | Description            | Qty.   |        | Remarks     |
|-----|------------|------------------------|--------|--------|-------------|
|     |            |                        | 200 NS | 200 AS |             |
| 16  | JL 1718 01 | Knob Fuel Tap          | 1      | 1      |             |
| 17  | DD 1412 27 | Bolt - Flanged         | 2      | 2      | Model BS IV |
| 18  | 39 1946 04 | Bolt Tank mtg Front    | 1      | 3      |             |
| 19  | JL 1710 19 | Sleeve Tank Mtg Front  | 3      | 3      |             |
| 20  | JL 1710 18 | Grommet Tank Mtg Front | 1      | 1      |             |
| 21  | 39 1943 04 | Bolt                   | 2      | -      |             |
| 22  | 39 1054 11 | Washer Plain           | 2      | -      |             |
| 23  | JL 1710 20 | Grommet Tank Mtg Rear  | 2      | 2      |             |
| 24  | JL 1710 96 | Sealing Ring Fuel Cock | 1      | 1      | N.I.        |
| 25  | 39 0740 11 | Washer (non Metallic)  | 1      | --     | Model BS IV |
| 26  | DG 1410 28 | Clamp                  | 1      | -      | Model BS IV |
| 27  | KA DD06 12 | Bolt Flanged           | 1      | -      | Model BS IV |
| 28  | JL 1710 38 | Beading Tank LH        | 2      | -      |             |
| 29  | BA 1220 03 | Pipe Clip              | 6      | -      | Model BS IV |
| 30  | JL 1710 85 | Spring Fuel Tube       | 1      | -      | Model BS IV |

Fittings - Petrol Tank Cover, Side Covers & Cover Seat



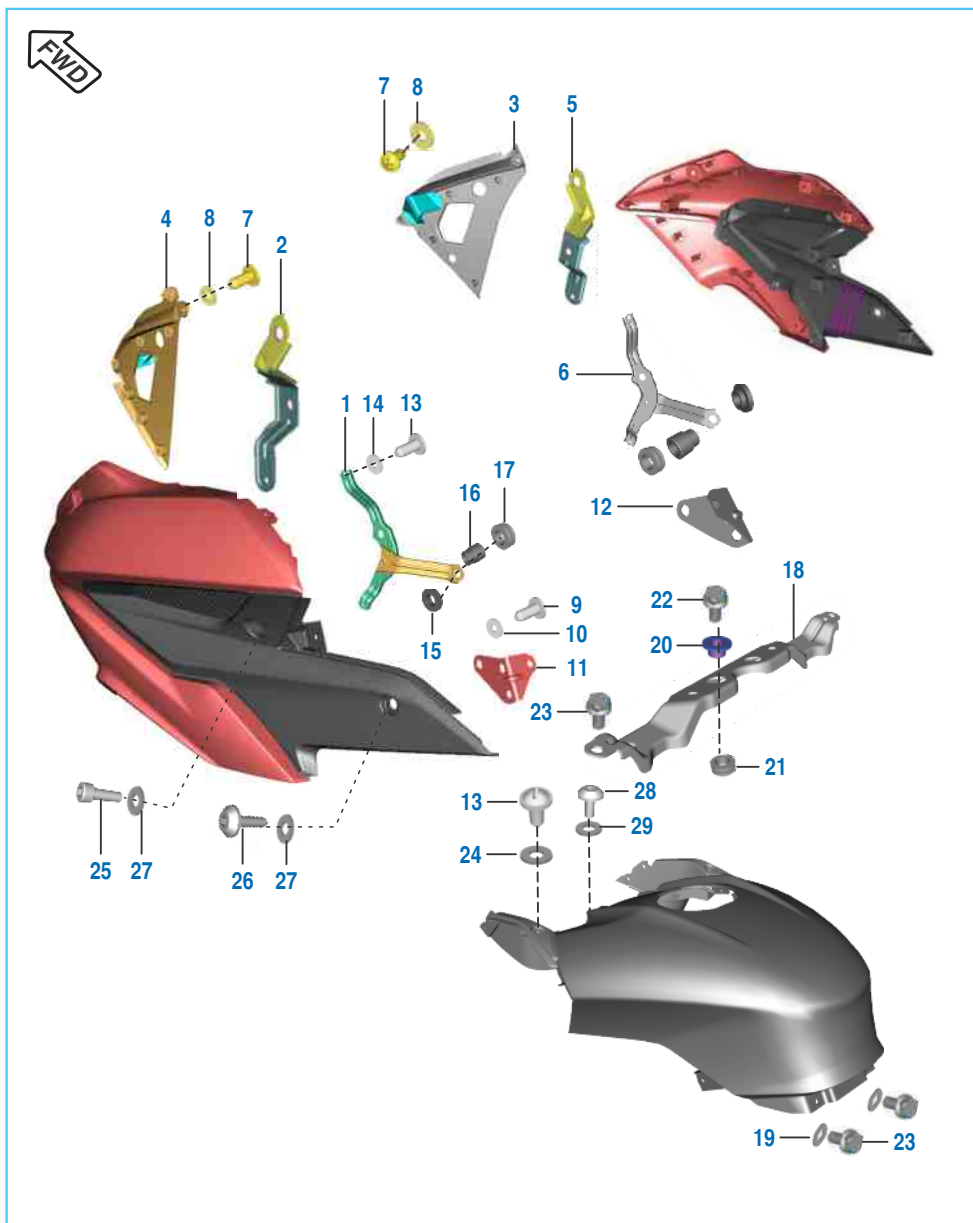
| No. | Part No.   | Description                | Qty.   |        | Remarks             |
|-----|------------|----------------------------|--------|--------|---------------------|
|     |            |                            | 200 NS | 200 AS |                     |
| 1   | JL 1710 57 | Damper                     | 4      | -      |                     |
| 2   | JL 1710 99 | Bracket Side Cover Mtg LH  | 1      | -      |                     |
|     | JL 1138 32 | Bracket Side Cover Mtg LH  | 1      | -      | Model BS IV         |
| 2A  | JL 1710 22 | Bracket Side Cover Mtg RH  | 1      | -      |                     |
|     | JL 1710 99 | Bracket Side Cover Mtg RH  | 1      | -      | Model BS IV         |
| 3   | 39 2060 04 | Bolt - Flanged             | 4      | -      |                     |
| 4   | DJ 1612 29 | Clip Nut                   | 16     | -      |                     |
| 5   | JL 1710 24 | Damper Structure Mtg       | 2      | -      |                     |
| 6   | JL 1710 48 | Tank Cover Central         | 1      | -      |                     |
| 7   | 39 1778 02 | Screw - Tapping : 4 X 14   | 12     | -      | Center Cowling Mtg. |
| 8   | 39 1907 01 | Screw - Truss Cross : M5   | 8      | -      |                     |
|     | LB U000 09 | Screw                      | 2      | -      | Ref. Ser. Cir. D-62 |
|     | KB UB05 16 | Screw Truss                | 8      | -      | Model BS IV         |
| 9   | 39 2141 24 | Washer                     | 8      | -      |                     |
| 10  | LA C000 22 | Bolt Socket-Special Head   | 4      | -      |                     |
| 11  | 31 1610 78 | Washer                     | 4      | -      |                     |
| 12  | JL 1812 93 | Grommet Side Cover         | 4      | -      | Ref. Ser. Cir. D-62 |
|     | DH 1611 58 | Grommet Side Cover RR      | 2      | -      | Model BS IV         |
| 13  | 39 1781 01 | Screw                      | 4      | -      |                     |
| 14  | 59 0200 01 | Screw Self Tapping 3.5X9.5 | 10     | -      |                     |
| 15  | JL 1710 62 | Cover Mesh Rh              | 1      | -      |                     |
| 16  | JL 1710 61 | Cover Mesh LH              | 1      | -      |                     |
| 17  | 59 0400 14 | Bolt Flanged M6X1          | 4      | -      |                     |

Fittings - Petrol Tank Cover, Side Covers & Cover Seat



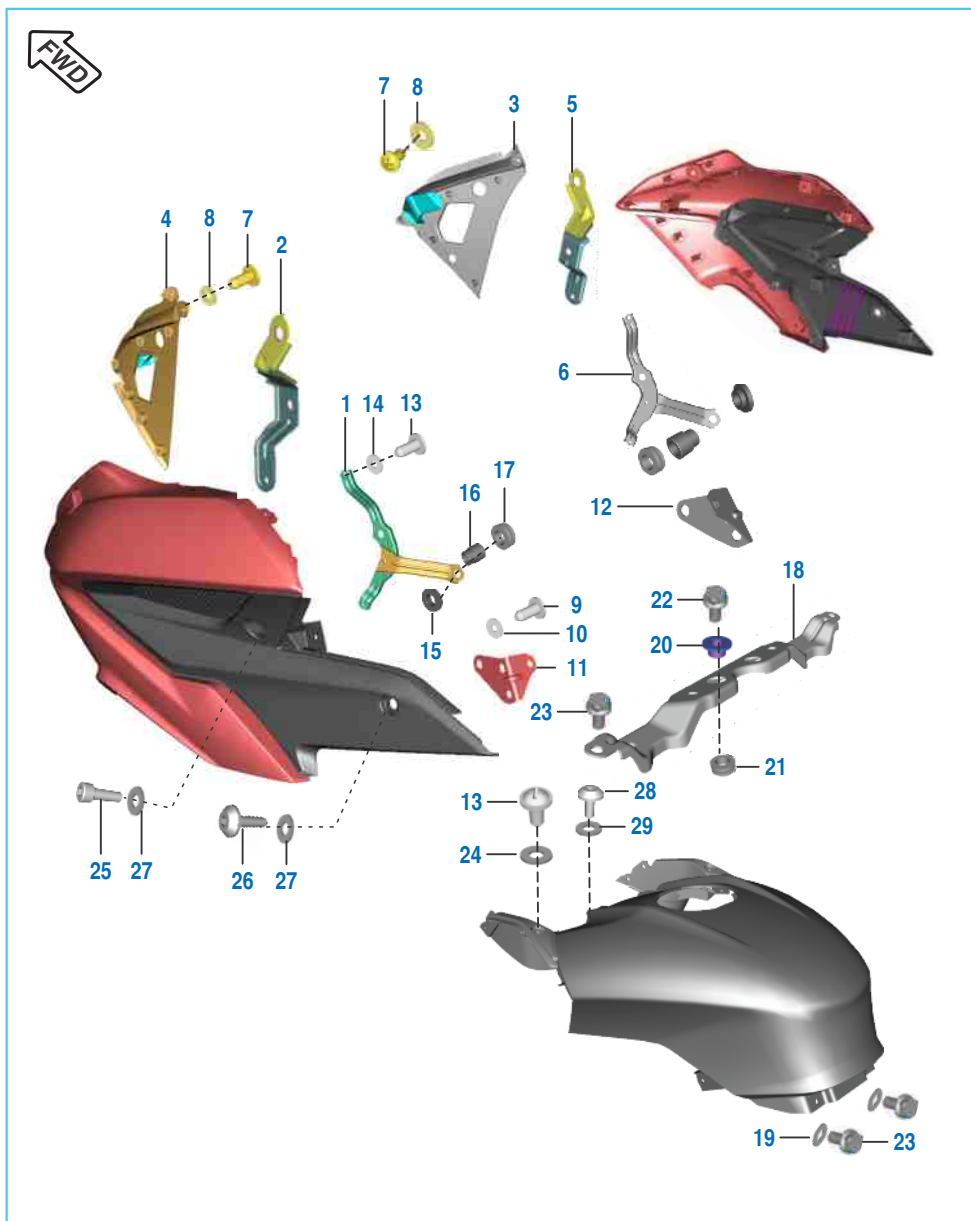
| No. | Part No.   | Description                 | Qty.   |        | Remarks          |
|-----|------------|-----------------------------|--------|--------|------------------|
|     |            |                             | 200 NS | 200 AS |                  |
| 17A | 39 1943 04 | Bolt - Flanged              | 2      | -      |                  |
| 18  | 39 1197 04 | Bolt - Socket : M6          | 2      | -      |                  |
| 19  | 39 0239 11 | Washer                      | 2      | -      |                  |
| 20  | 39 1076 01 | Screw - M6                  | 2      | -      |                  |
| 21  | DL 1610 15 | Grommet                     | 2      | -      |                  |
| 22  | JL 1812 19 | Grommet                     | 2      | -      |                  |
|     | JL 1812 20 | Grommet - 2 Seat Cowl       | 2      | -      | Model BS IV      |
| 23  | JL 1812 14 | Seal cowl inner             | 1      | -      |                  |
| 24  | LD A000 07 | Washer Plain Small          | 4      | -      |                  |
| 25  | 39 1776 02 | Screw                       | 4      | -      |                  |
| 26  | 36 JL00 31 | Kit Tank Cover Mtg Hardware | 1      | -      |                  |
| 27  | KB UA06 12 | Screw                       | 2      | --     | Refer Cir. D-58  |
| 28  | JL 1718 23 | Add-on Bkt LH               | -      | 1      |                  |
| 29  | JL 1718 24 | Add-on Bkt RH               | -      | 1      |                  |
| 30  | JL 1910 08 | Seat Tape LH                | 1      | -      | Model BS IV      |
| 31  | JL 1910 09 | Seat Tape RH                | 1      | -      | Model BS IV      |
| 32  | JL 1710 78 | Pad Tank Cover              | 1      | -      | Model BS IV      |
| 33  | JL 1111 02 | Bracket Side Cover Mtg      | 1      | -      | Model BS IV      |
| 34  | JD 1710 18 | Duel Lock Tape 3M           | 1      | -      | N.I. Model BS IV |
| 35  | DT 1138 54 | Bracket Fairing Mtg Loose   | 1      | --     | Model BS IV      |

Fittings - Fairing & Tank Cover - Pulsar 200 AS



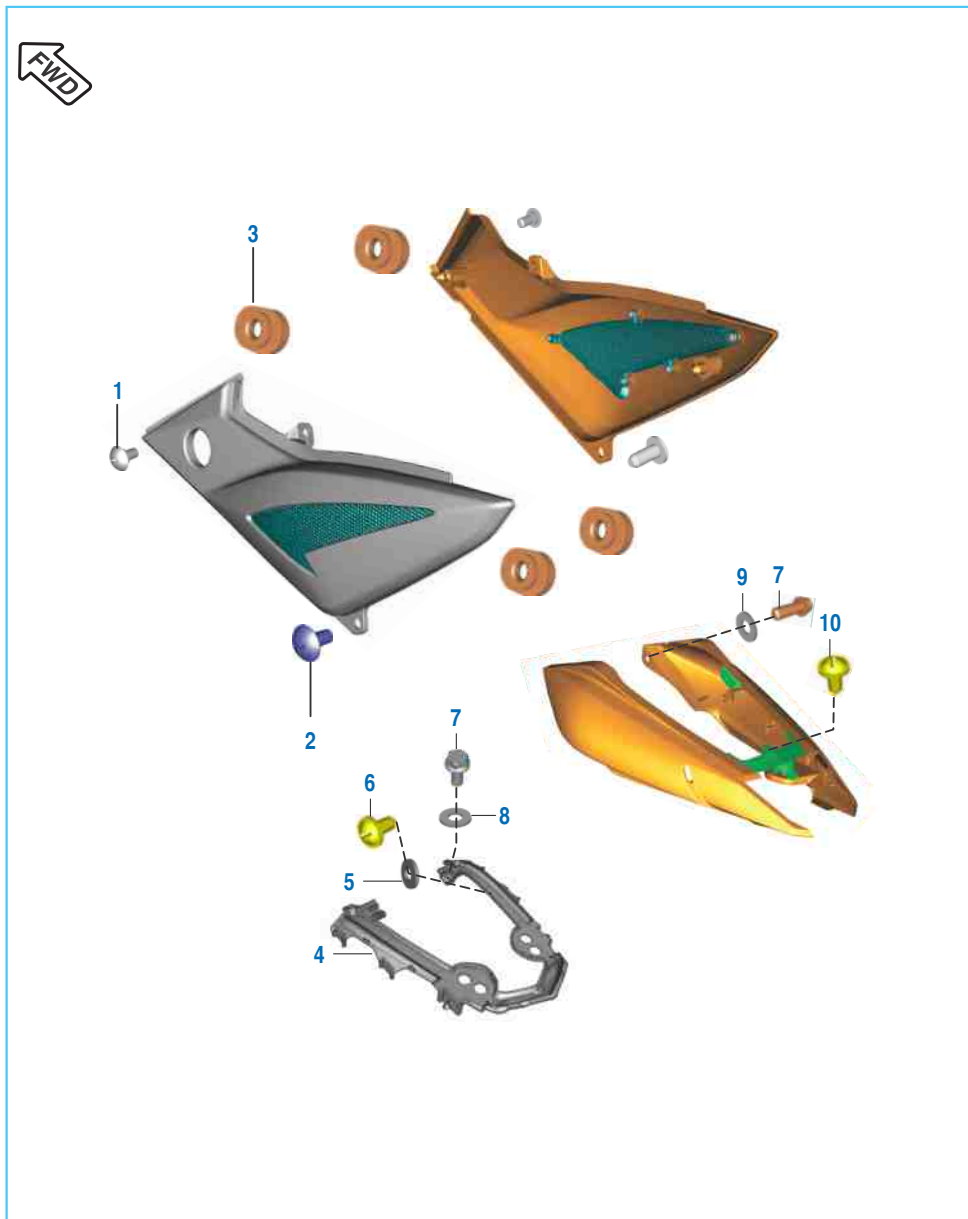
| No. | Part No.   | Description                 | Qty.   |        | Remarks |
|-----|------------|-----------------------------|--------|--------|---------|
|     |            |                             | 200 NS | 200 AS |         |
| 1   | JL 1814 49 | Bracket Faring Mounting LH  | --     | 1      |         |
| 2   | JL 1814 47 | Bracket Blinker Mounting LH | --     | 1      |         |
| 3   | JL 1814 25 | Side Fairing Inner RH       | --     | 1      |         |
| 4   | JL 1814 24 | Side Fairing Inner LH       | --     | 1      |         |
| 5   | JL 1814 48 | Bracket Blinker Mounting RH | --     | 1      |         |
| 6   | JL 1814 50 | Bracket Faring Mounting RH  | --     | 1      |         |
| 7   | 39 1778 02 | Screw                       | --     | 12     |         |
| 8   | KD AA04 08 | Washer Plain                | --     | 12     |         |
| 9   | LB R000 02 | Screw Self Tapping          | --     | 6      |         |
| 10  | KD BA05 12 | Washer Plain                | --     | 6      |         |
| 11  | JL 1814 56 | Bracket Side Fairing Mtg LH | --     | 1      |         |
| 12  | JL 1814 57 | Bracket Side Fairing Mtg RH | --     | 1      |         |
| 13  | DT 1810 10 | Bolt Socket                 | --     | 9      |         |
| 14  | KD BA05 12 | Washer Plain                | --     | 3      |         |
| 15  | JL 1710 70 | Tank Cover Grommet          | --     | 2      |         |
| 16  | JL 1710 71 | Tank Cover Mtg Sleeve       | --     | 2      |         |
| 17  | JL 1710 24 | Damper Structure Mtg        | --     | 2      |         |
| 18  | JL 1814 32 | Fairing Mtg Bkt Middle      | --     | 1      |         |
| 19  | 39 2141 24 | Washer                      | --     | 2      |         |
| 20  | JL 1710 40 | Sleeve                      | --     | 2      |         |
| 21  | JL 1710 24 | Damper                      | --     | 2      |         |
| 22  | KA DA06 30 | Bolt Flanged                | --     | 2      |         |
| 23  | KA DA05 12 | Bolt Flanged                | --     | 4      |         |

Fittings - Fairing & Tank Cover - Pulsar 200 AS



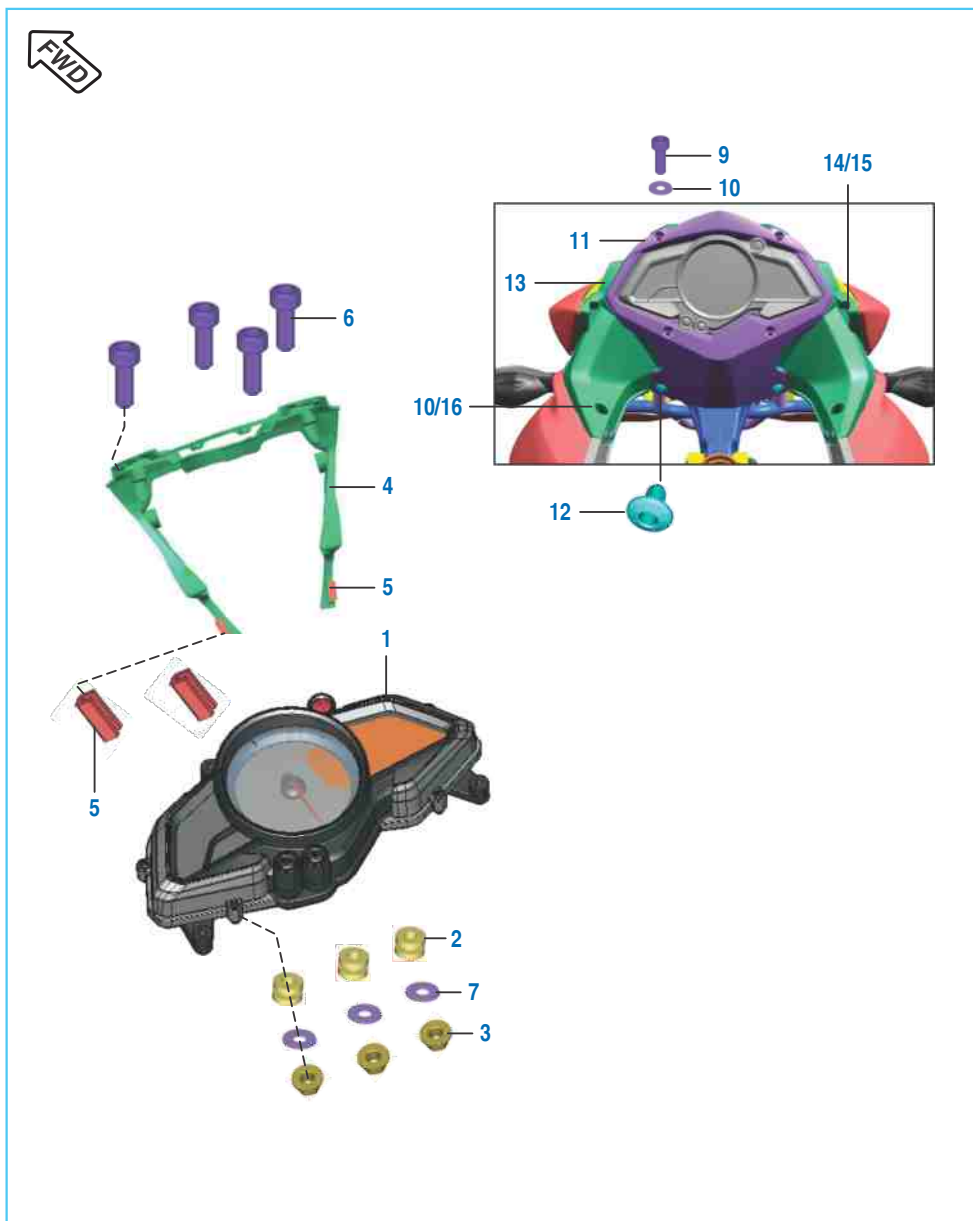
| No. | Part No.   | Description      | Qty.   |        | Remarks |
|-----|------------|------------------|--------|--------|---------|
|     |            |                  | 200 NS | 200 AS |         |
| 24  | KD BB05 12 | Washer           | --     | 2      |         |
| 25  | LA C000 63 | Bolt Socket      | --     | 2      |         |
| 26  | LA C000 34 | Bolt M6          | --     | 2      |         |
| 27  | LD B000 23 | Washer Plain     | --     | 4      |         |
| 28  | LA C000 22 | Bolt Socket Head | --     | 2      |         |
| 29  | 31 1610 78 | Washer Nyloc     | --     | 2      |         |

Fittings - Side Cover & Seat Cowl - Pulsar 200 AS



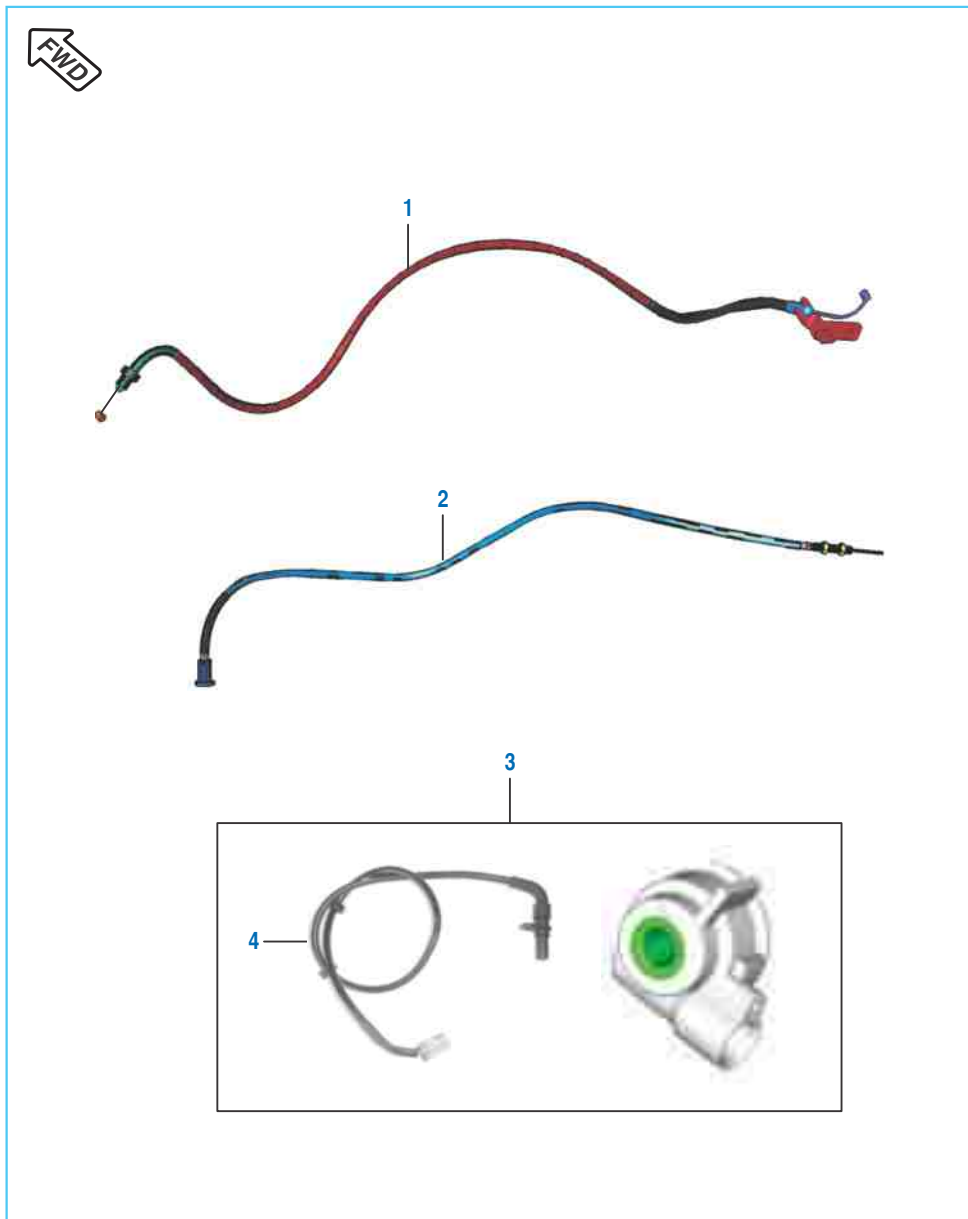
| No. | Part No.   | Description        | Qty.   |        | Remarks |
|-----|------------|--------------------|--------|--------|---------|
|     |            |                    | 200 NS | 200 AS |         |
| 1   | JL 1812 88 | Step Screw         | --     | 2      |         |
| 2   | KB UA06 12 | Screw Truss        | --     | 2      |         |
| 3   | DS 1410 12 | Grommet Side Cover | --     | 4      |         |
| 4   | JL 1812 14 | Seal cowl inner    | --     | 1      |         |
| 5   | KB RD42 13 | Washer Plain Small | --     | 4      |         |
| 6   | 39 1776 02 | Screw              | --     | 4      |         |
| 7   | KA DF06 14 | Bolt Flanged       | --     | 4      |         |
| 8   | LD B000 23 | Washer Plain       | --     | 2      |         |
| 9   | 39 0722 11 | Washer Plain       | --     | 2      |         |
| 10  | LB U000 23 | Screw              | --     | 1      |         |

Meter Assembly



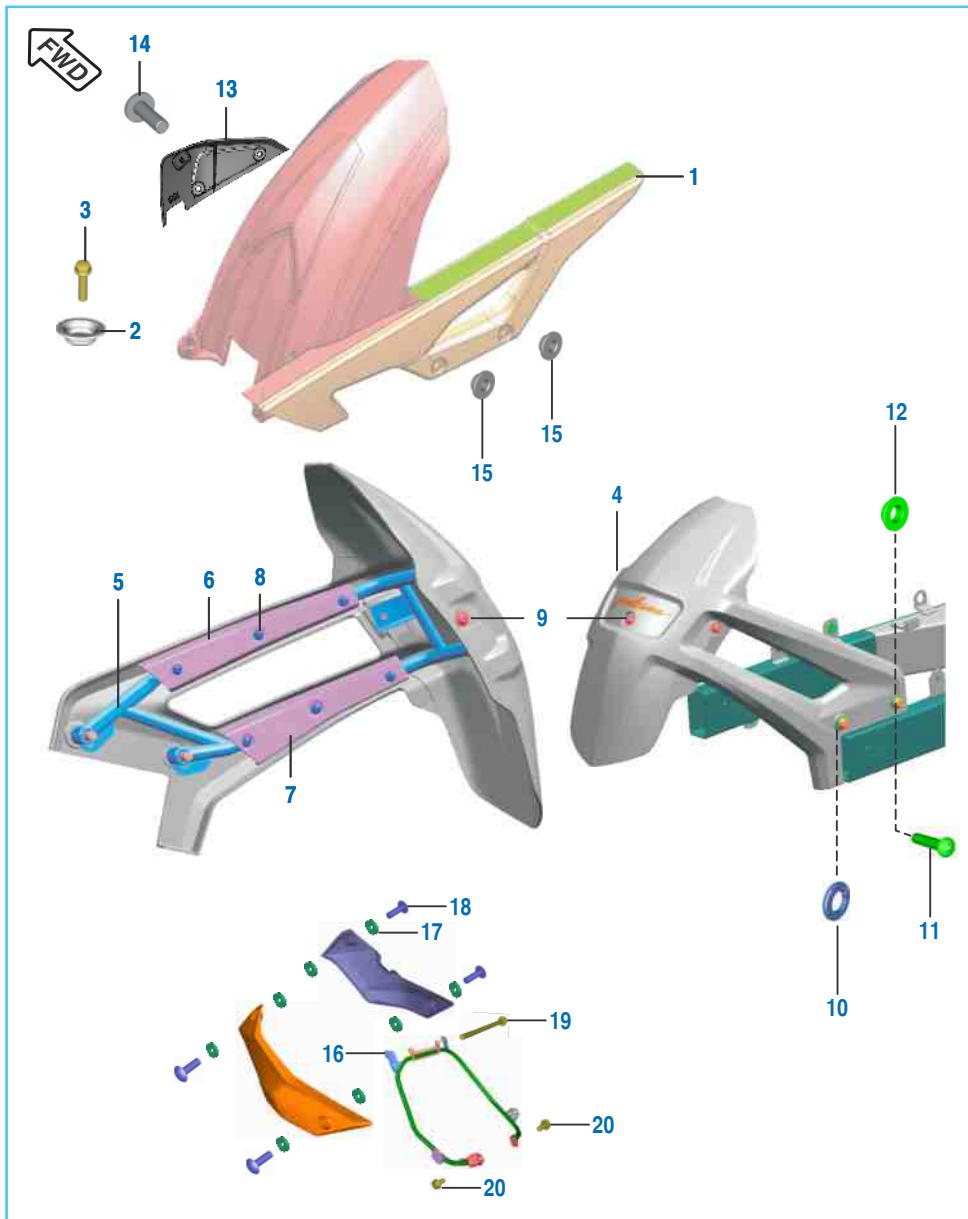
| No. | Part No.   | Description            | Qty.   |        | Remarks            |
|-----|------------|------------------------|--------|--------|--------------------|
|     |            |                        | 200 NS | 200 AS |                    |
| 1   | JL 4024 00 | Speedometer Assembly   | 1      | -      |                    |
|     | JL 4024 05 | Speedometer Assembly   | --     | 1      | Ref Ser. Cir. D-60 |
|     | JL 4024 12 | Speedometer Assembly   | 1      | --     | Model BS IV        |
|     | JL 4024 09 | Speedometer Assembly   | 1      | -      | Model ABS          |
|     |            |                        |        |        |                    |
| 2   | JG 1812 38 | Grommet Dashboard      | 3      | 3      |                    |
| 3   | 39 0291 15 | Nut - Hexagon M5 X 0.8 | 3      | 3      |                    |
|     | KC AA05 04 | Nut Hex Thick          | 3      | 3      | Ref Ser. Cir. D-62 |
|     |            |                        |        |        |                    |
| 4   | JL 1812 41 | Assembly Speedo Flap   | 1      | -      |                    |
| 5   | JB 1812 23 | Beading Speedo Flap    | 2      | 2      |                    |
|     | DK 1612 09 | TAPE I                 | 2      | -      | Model BS IV        |
| 6   | KA CB05 14 | Bolt-Socket            | 4      | -      |                    |
|     | KA CH05 14 | Bolt Socket            | 4      | -      | Model BS IV        |
| 7   | LD B000 07 | Washer Plain           | 3      | 3      |                    |
| 8   | JL 4024 03 | Speedometer Harness    | 1      | 1      | N.I.               |
| 9   | JL 1810 25 | Bolt-Socket            | -      | 4      |                    |
| 10  | KD AA05 10 | Washer Plain           | -      | 8      |                    |
| 11  | JL 1814 37 | Canopy Speedo Flap     | -      | 1      |                    |
| 12  | JG 1812 59 | Rivet Snap             | -      | 4      |                    |
| 13  | JL 1814 27 | Speedo Flap            | -      | 1      |                    |
| 14  | LA A000 10 | Bolt                   | -      | 2      |                    |
| 15  | KD AA04 08 | Washer                 | -      | 2      |                    |
| 16  | DT 1810 10 | Bolt Socket            | -      | 2      |                    |
| 17  | JL 1814 55 | Square Insert          | --     | 4      |                    |

Control Cables



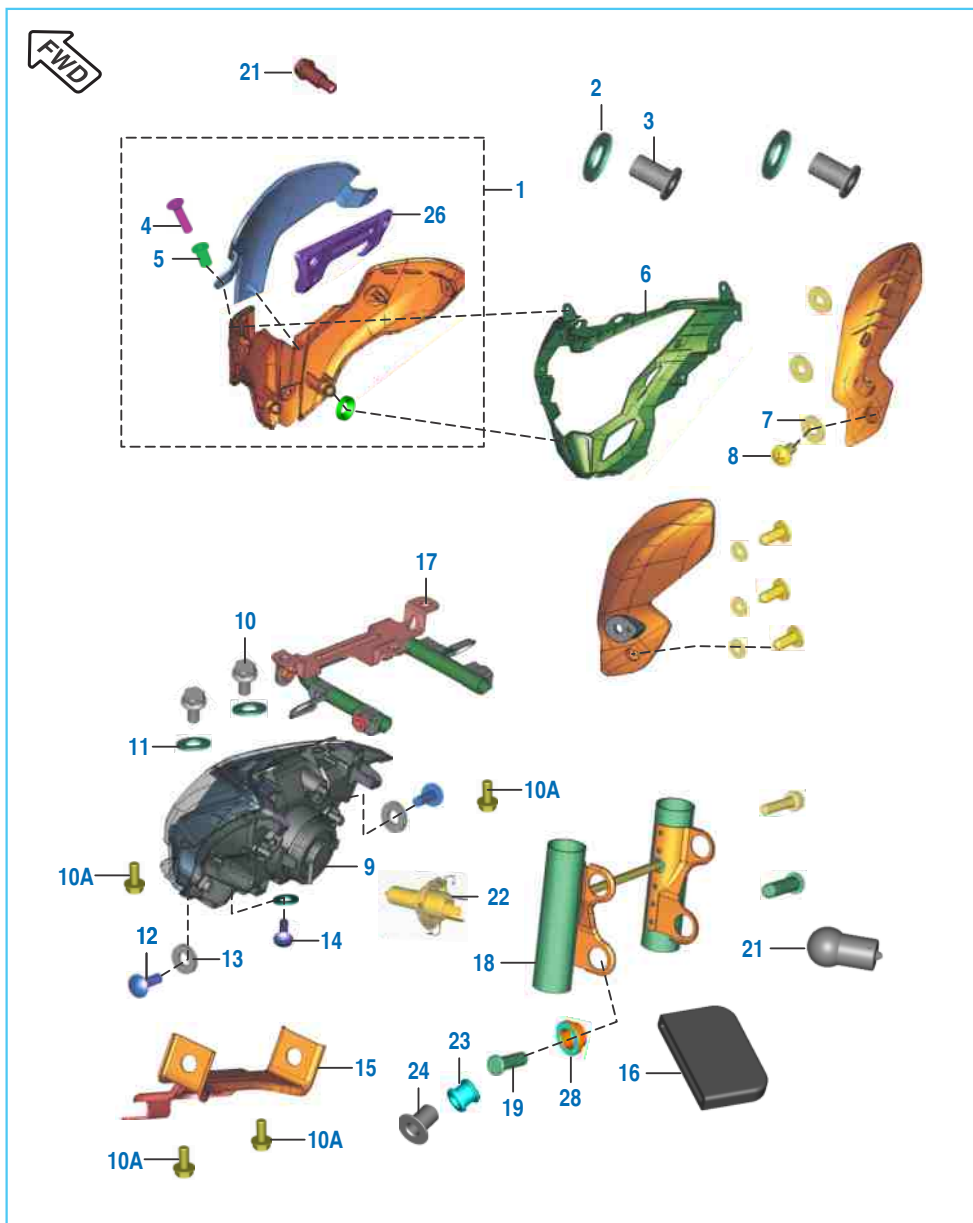
| No. | Part No.   | Description        | Qty.   |        | Remarks |
|-----|------------|--------------------|--------|--------|---------|
|     |            |                    | 200 NS | 200 AS |         |
| 1   | JL 1612 01 | Cable Throttle     | 1      | --     |         |
|     | JL 1612 06 | Cable Throttle     | --     | 1      |         |
| 2   | JL 1612 00 | Cable Clutch       | 1      | --     |         |
|     | JL 1612 07 | Cable Clutch       | --     | 1      |         |
| 3   | JC 1510 19 | Speed Sensor Assly | 1      | 1      | N.I.    |
| 4   | JC 2010 43 | Speed Sensor       | 1      | 1      | N.I.    |

Chain Case & Under Belly Pan



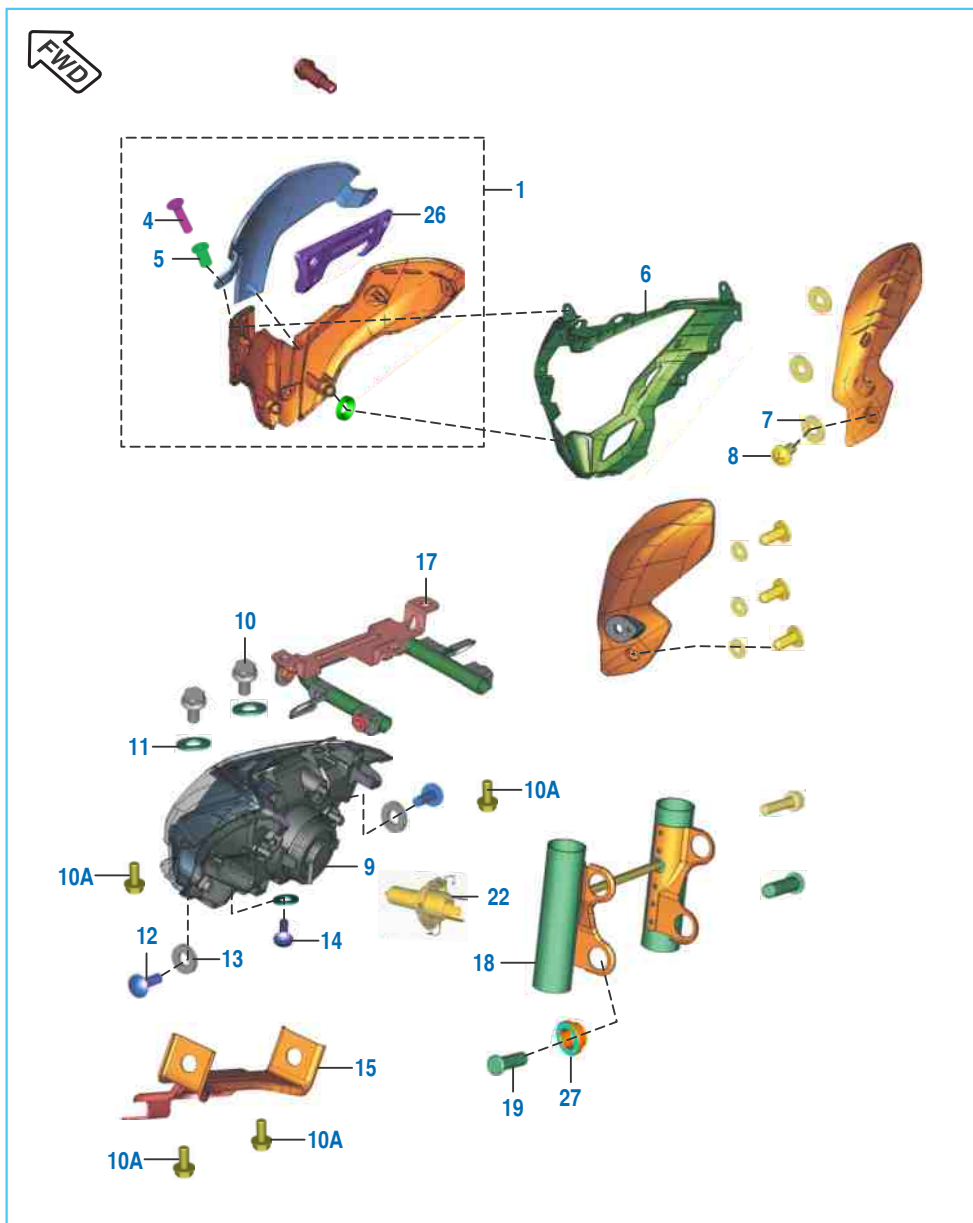
| No. | Part No.   | Description           | Qty.   |        | Remarks         |
|-----|------------|-----------------------|--------|--------|-----------------|
|     |            |                       | 200 NS | 200 AS |                 |
| 1   | JL 1812 05 | Cover Assly Chain     | 1      | 1      |                 |
| 2   | JG 1220 28 | Extruded Washer       | 2      | 2      |                 |
| 3   | 39 1791 04 | Bolt Flanged M6X8     | 2      | 2      |                 |
| 4   | JL 1814 09 | Asly Hugger Rear      | 1      | -      |                 |
|     | DT 1814 14 | Asly Hugger Rear      | 1      | --     | From 05.10.2013 |
| 5   | JL 1810 06 | Tube Rear Hugger Mtg  | 1      | -      |                 |
|     | DT 1810 00 | Tube Rear Hugger Mtg  | 1      | --     | From 05.10.2013 |
| 6   | JL 1814 07 | Cover 1- Hugger Rear  | 1      | -      |                 |
|     | DT 1814 15 | Cover 1- Hugger Rear  | 1      | --     | From 05.10.2013 |
| 7   | JL 1814 08 | Cover 2- Hugger Rear  | 1      | -      |                 |
| 8   | KB UB04 10 | Screw                 | 6      | -      |                 |
|     | KB UF04 08 | Screw Truss           | 6      | -      | Model BS IV     |
| 9   | LA C000 37 | Bolt Soc-special Head | 3      | -      |                 |
| 10  | 39 0265 12 | Spring Washer         | 2      | -      |                 |
| 11  | LA C000 36 | Bolt Special Socket   | 2      | -      |                 |
| 12  | JL 1814 10 | Collar Hugger Rear    | 2      | -      |                 |
| 13  | JL 1812 53 | Chain Cover RH Side   | 1      | 1      |                 |
| 14  | LA C000 08 | Bolt Socket Head      | 2      | -      |                 |
|     | LA C000 54 | Bolt Socket Head      | 2      | 2      | Refer Cir. D-58 |
| 15  | DS 1611 87 | Collar                | 2      | -      | Model BS IV ABS |
| 16  | JL 1813 07 | Bracket Belly Pan     | 1      | -      | Model BS IV     |
| 17  | JY 1812 55 | Washer End Cap        | 8      | -      | Model BS IV     |
| 18  | KB UA06 20 | Screw Truss           | 4      | -      | Model BS IV     |
| 19  | KA DF06 12 | Bolt Flanged          | 2      | -      | Model BS IV     |
| 20  | KA DF06 80 | Bolt Flanged          | 1      | -      | Model BS IV     |

Head Lamp & Fairing - Pulsar 200 NS



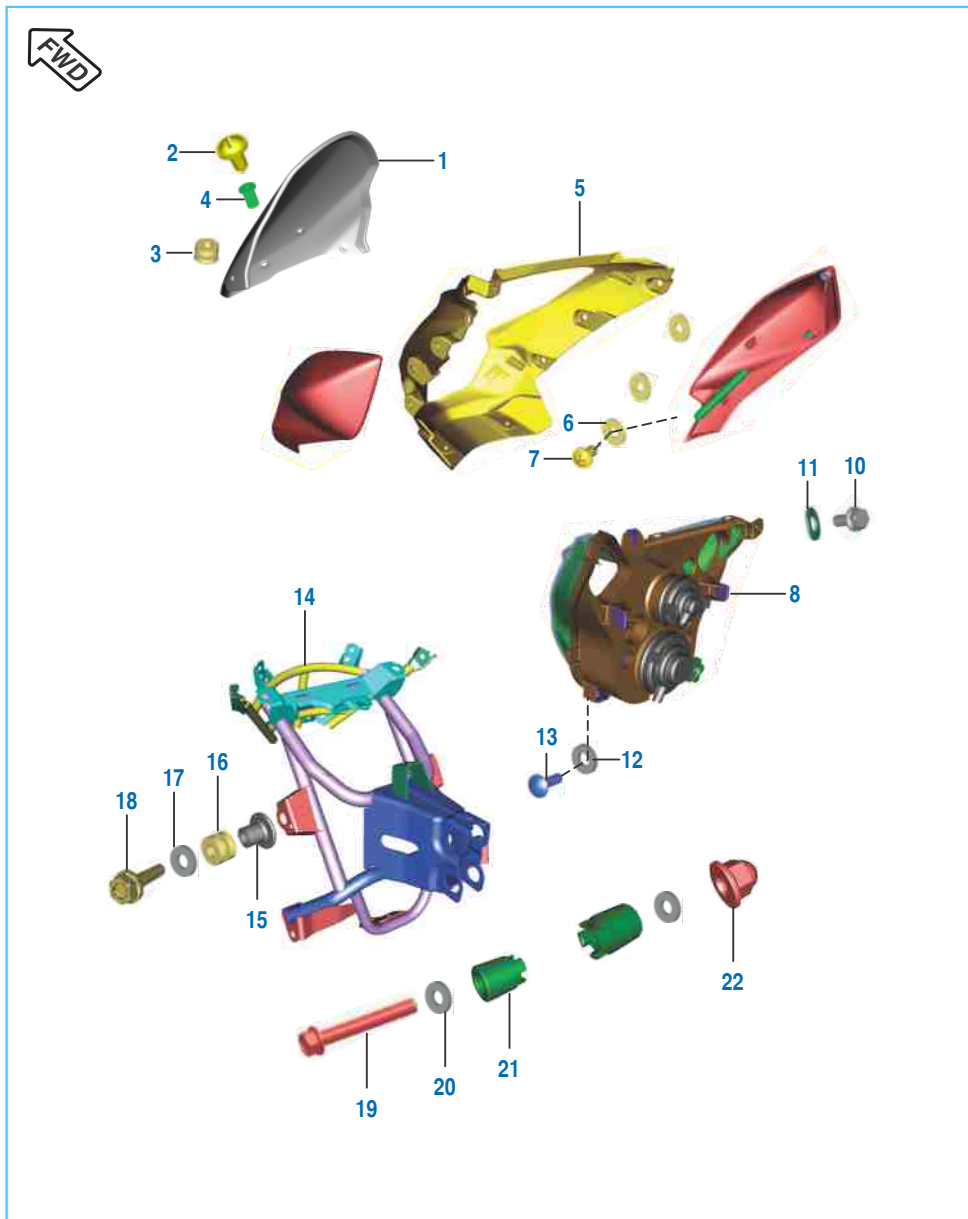
| No. | Part No.   | Description                   | Qty.   |        | Remarks               |
|-----|------------|-------------------------------|--------|--------|-----------------------|
|     |            |                               | 200 NS | 200 AS |                       |
| 1   | JL 1810 08 | Windshield Assembly           | 1      | --     |                       |
| 2   | JG 1812 36 | Well Nut - M5 X 16 L          | 2      | --     | N.I.                  |
| 3   | JG 1812 35 | Washer Special                | 2      | --     | N.I.                  |
| 4   | LB S000 01 | Screw M5X20Lx4.8              | 2      | --     |                       |
|     | LB S000 02 | Screw CSK - Socket            | 2      | --     | Ref Ser. Cir. D-62    |
| 5   | JL 1812 47 | Grommet Wind Screen Mtg       | 2      | --     |                       |
| 6   | JL 1812 03 | Fairing                       | 1      | --     |                       |
| 7   | LD A000 07 | Washer Plain Small            | 6      | --     |                       |
|     | KD BA05 12 | Washer Plain                  | 6      | --     | Ref Ser. Cir. D-62    |
| 8   | LB R000 02 | Self Tapping Screw - Dia 5    | 6      | --     |                       |
| 9   | JL 4010 12 | Head Lamp Assy                | 1      | --     |                       |
|     | YJ L020 05 | Head Lamp W/O Bulb            | 1      | --     | Refer Ser Cir-2014-07 |
| 10  | 39 1943 04 | Bolt - Flanged                | 2      | --     |                       |
| 10A | KA DE06 14 | Bolt Flanged                  | 4      | --     | Model BS IV           |
| 11  | 39 0198 11 | Washer - Plain                | 3      | --     |                       |
| 12  | LB U000 09 | Screw - Truss - M5 X 16L, 4.8 | 2      | --     |                       |
|     | KB UA05 16 | Screw Truss                   | 2      | --     | Ref Ser. Cir. D-62    |
| 13  | 39 2141 24 | Washer                        | 2      | --     |                       |
| 14  | 39 1781 01 | Round Head Screw              | 1      | --     |                       |
|     | KB UA06 16 | Screw Truss                   | 1      | --     | Model BS IV           |
| 15  | JL 1812 36 | Bracket Lower Mtg             | 1      | --     |                       |
| 16  | JL 1812 49 | Damper Head Lamp              | 1      | --     | N.I.                  |
| 17  | JL 1812 37 | Bracket Upper Mtg             | 1      | --     |                       |

Head Lamp & Fairing - Pulsar 200 NS



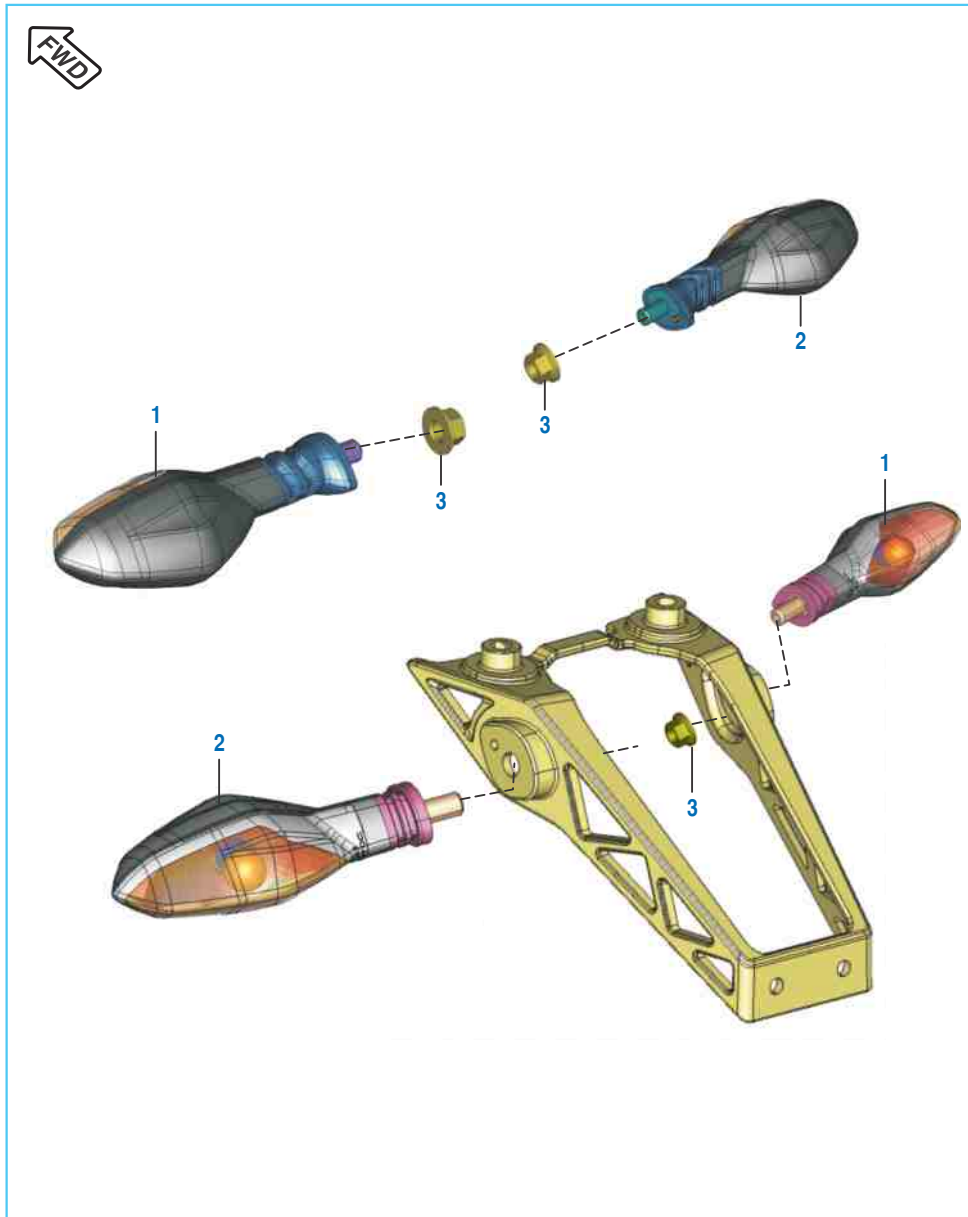
| No. | Part No.   | Description                | Qty.   |        | Remarks               |
|-----|------------|----------------------------|--------|--------|-----------------------|
|     |            |                            | 200 NS | 200 AS |                       |
| 18  | JL 1812 35 | Lamp Shade assly.          | 1      | --     |                       |
| 19  | KA Cb08 35 | Bolt Pivot Mass Carrier    | 4      | --     |                       |
|     | KA CH08 35 | Bolt Socket                | 4      | --     | Model BS IV           |
| 20  | YJ L020 06 | Harness Head Lamp          | 1      | --     | Refer Ser Cir-2014-07 |
| 21  | DK 2010 44 | Bulb-Pilot (12V, W5W)      | 2      | --     | N.I.                  |
| 22  | EC 4010 30 | Head Lamp Bulb 60/55W (H4) | 1      | --     |                       |
|     | PD 4010 14 | Head Lamp Bulb 55/60W      | 1      | --     | Blue Tinge            |
| 23  | PA 1812 92 | Grommet Fairing            | 4      | --     | Ref Ser. Cir. D-62    |
| 24  | PA 1812 93 | Collar Fairing Mtg         | 4      | --     | Ref Ser. Cir. D-62    |
| 25  | KD AA06 11 | Washer Plain Small         | 3      | --     | Model BS IV           |
| 26  | JL 1812 83 | Bracket Wind Shield        | 1      | --     | Model BS IV           |
| 27  | JL 1812 84 | Step Bolt                  | 2      | --     | Model BS IV           |
| 28  | JL 1812 57 | Collar Fairing             | 4      | --     | Model BS IV           |

Head Lamp & Fairing Structure - Pulsar 200AS



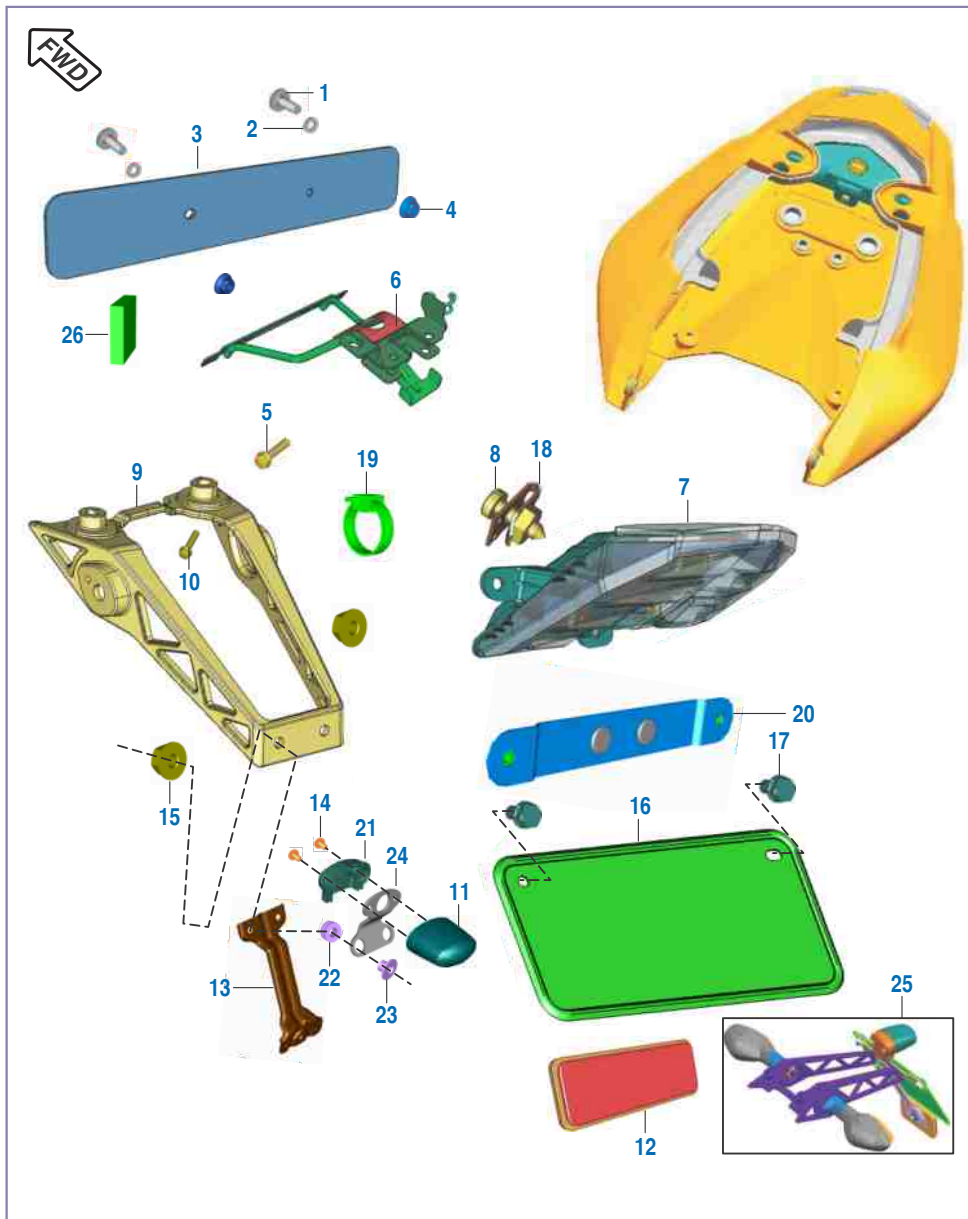
| No. | Part No.   | Description                | Qty.   |        | Remarks            |
|-----|------------|----------------------------|--------|--------|--------------------|
|     |            |                            | 200 NS | 200 AS |                    |
| 1   | JL 1814 26 | Windshield                 | --     | 1      |                    |
| 2   | LB U000 30 | Screw Truss                | --     | 6      | Ref Ser. Cir. D-62 |
| 3   | JL 1812 45 | Grommet                    | --     | 6      |                    |
| 4   | JL 1814 53 | Collar Wind Screen Mtg     | --     | 6      |                    |
| 5   | JL 1814 17 | Mask                       | --     | 1      |                    |
| 6   | KD BA05 12 | Washer Plain               | --     | 6      | Ref Ser. Cir. D-62 |
| 7   | LB R000 02 | Self Tapping Screw - Dia 5 | --     | 6      |                    |
| 8   | JL 4010 17 | Head Lamp Assy             | --     | 1      |                    |
| 8A  | YJ L060 04 | Head Lamp W/O Bulb         | --     | 1      |                    |
| 9   | DK 2010 43 | Head Lamp Bulb 55W         | --     | 2      |                    |
| 10  | KA DC06 16 | Bolt - Flanged             | --     | 1      |                    |
| 11  | KD BA06 13 | Washer - Plain             | --     | 1      |                    |
| 12  | JY 1812 84 | Washer                     | --     | 2      |                    |
| 13  | KB UC06 25 | Screw                      | --     | 2      |                    |
| 14  | JL 1814 16 | Fairing Structure          | --     | 1      |                    |
| 15  | DJ 1810 29 | Collar Fairing             | --     | 3      |                    |
| 16  | DJ 1810 64 | Grommet                    | --     | 3      |                    |
| 17  | 39 0211 11 | Washer Plain               | --     | 3      |                    |
| 18  | KA EG06 20 | Bolt Flanged               | --     | 3      |                    |
| 19  | LA D001 20 | Bolt Flanged               | --     | 2      |                    |
| 20  | DT 1813 10 | Hex Thrust Washer          | --     | 4      |                    |
| 21  | DT 1813 11 | Spacer Fairing Structure   | --     | 4      |                    |
| 22  | 39 2535 15 | Nut Dome Cap               | --     | 2      |                    |
| 23  | YJ L060 03 | Wiring Harness Head Lamp   | --     | 1      | N.I.               |

Indicator Light Assembly



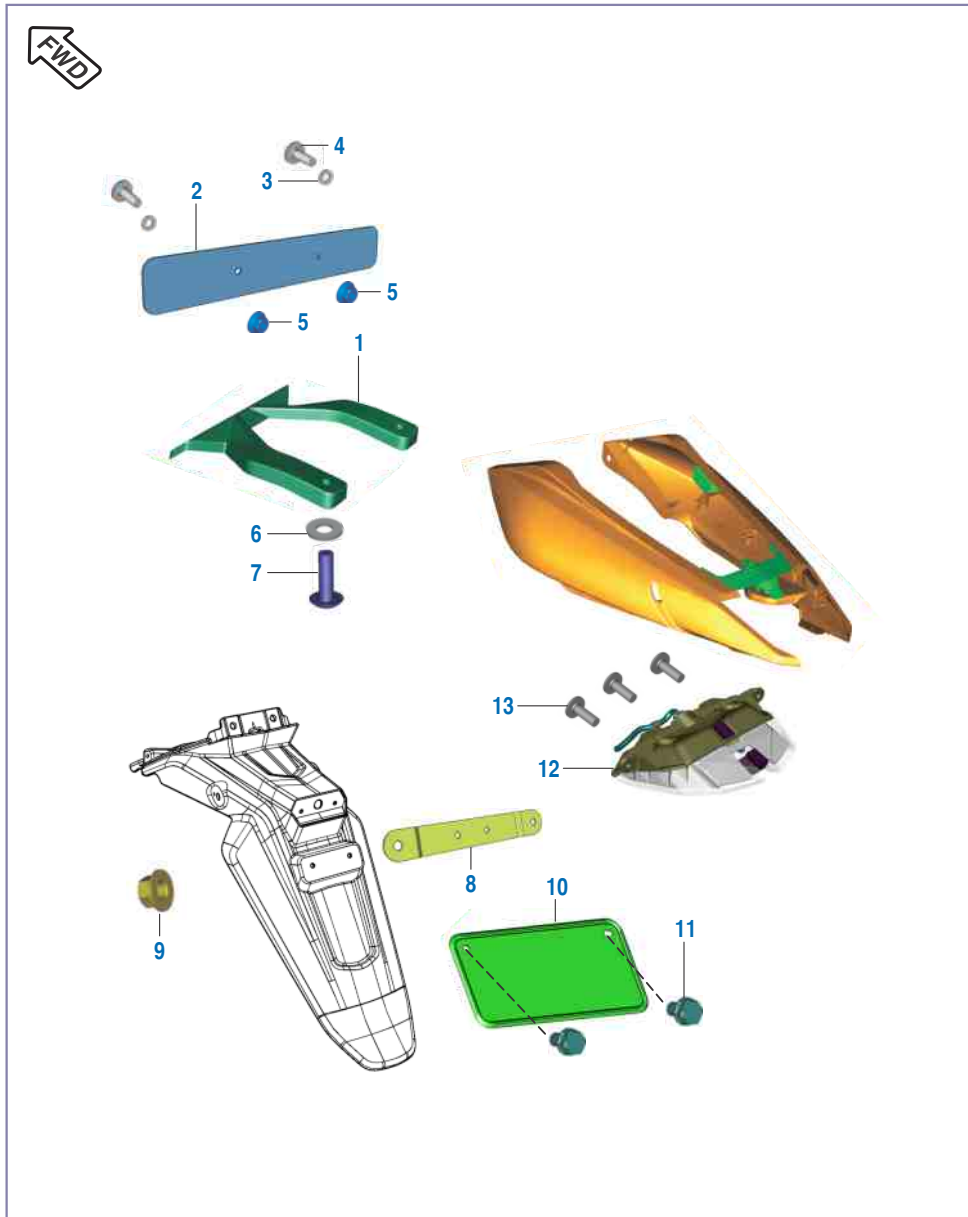
| No. | Part No.   | Description                  | Qty.   |        | Remarks     |                     |
|-----|------------|------------------------------|--------|--------|-------------|---------------------|
|     |            |                              | 200 NS | 200 AS |             |                     |
| 1   | JL 4010 04 | Indicator Assy RR RH / FR LH | 1      | 1      |             |                     |
|     | JL 4010 06 | Indicator Assy FR RH / RR LH | 1      | 1      |             |                     |
| 2   | JL 4010 06 | Indicator Assy FR RH / RR LH | 1      | 1      |             |                     |
|     | 39 1225 15 | Nut-Hexagon with Flange:M10  | 4      | --     |             |                     |
|     | KC GA10 10 | Nut-Hexagon                  | --     | 2      |             | Front Indicator Mtg |
|     | KC GD10 10 | Nut-Hexagon                  | --     | 2      |             | Rear Indicator Mtg  |
| 4   | GH 2010 12 | Lamp 12V - 10W               | 4      | --     | Model BS IV |                     |
|     |            |                              |        |        |             |                     |

Number Plate / Tail Lamp Assly - P 200 NS



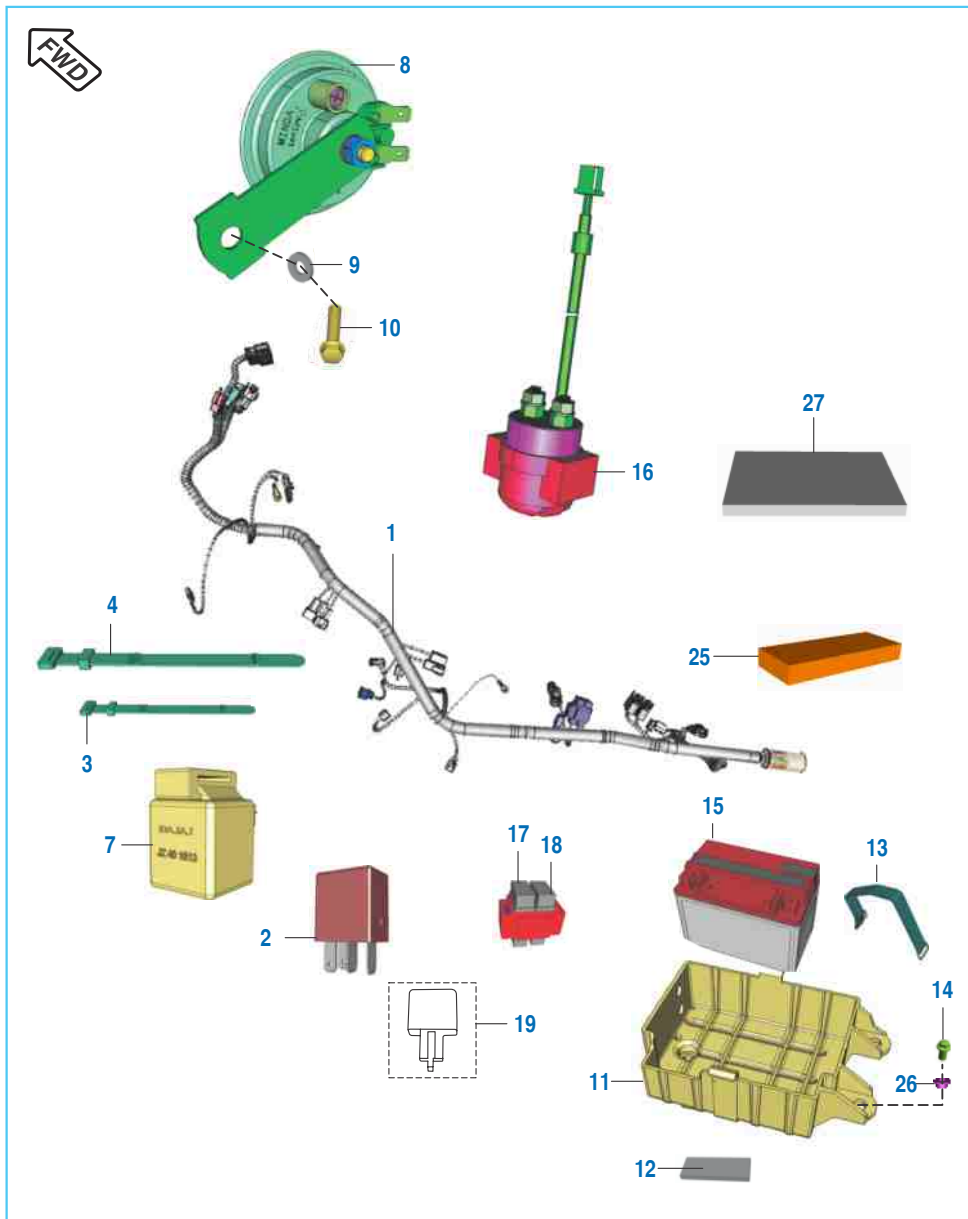
| No. | Part No.   | Description                    | Qty.   |        | Remarks             |
|-----|------------|--------------------------------|--------|--------|---------------------|
|     |            |                                | 200 NS | 200 AS |                     |
| 1   | LB U000 09 | Screw Mashroom Head            | 2      | -      |                     |
| 2   | 39 2141 24 | Washer None Metallic           | 2      | -      |                     |
| 3   | JU 2328 00 | Front Number Plate             | 1      | -      |                     |
| 4   | LC A000 08 | Flange Nut                     | 2      | -      |                     |
| 5   | 39 1769 04 | Hex Flanged Bolt               | 2      | -      |                     |
| 6   | JL 2328 05 | Bracket Number Plate Mtg       | 1      | -      |                     |
|     | JL 2328 24 | Bracket Number Plate Mtg       | 1      | -      | Model ABS           |
| 7   | JL 4010 02 | Lamp Tail Assly                | 1      | -      |                     |
| 8   | 39 1907 01 | Screw - Truss Cross : M5       | 3      | -      |                     |
|     | KB UA05 14 | Screw Truss                    | 3      | -      |                     |
| 9   | JL 1138 00 | Bracket Rear Blinker Mtg       | 1      | -      |                     |
|     | 56 JL02 3G | Blinker Bkt Moon Light Silver  | 1      | --     | Ref. Ser. Cir. D-62 |
| 10  | 39 1681 04 | Bolt M-6                       | 2      | -      |                     |
|     | KA DD06 10 | Bolt Flanged                   | 2      | -      |                     |
| 11  | JD 4010 07 | Rear Number Plate Lamp         | 1      | -      |                     |
| 12  | DD 2010 02 | Reflector - Reflex             | 1      | -      |                     |
| 13  | JL 1138 03 | Bracket - Reflector Reflex Mtg | 1      | -      |                     |
| 14  | 39 0705 01 | Screw - M5                     | 2      | -      |                     |
| 15  | 39 1972 15 | Nut                            | 1      | -      |                     |
|     | 39 2484 15 | Nut Flanged M5                 | 1      | -      |                     |
|     | KC GD06 06 | Nut Hex Flanged                | 2      | -      | Model BS IV         |
| 16  | DP 1611 45 | Rear Number Plate              | 1      | -      |                     |
| 17  | 39 2476 04 | Bolt - Hexagon Head            | 2      | -      |                     |
|     | KA DD08 25 | Bolt Flanged                   | 2      | -      | Model BS IV         |
| 18  | DJ 1612 29 | Nut Clip                       | 3      | -      |                     |
| 19  | PA 4022 04 | Band (Length 110 MM)           | 2      | -      |                     |
| 20  | JD 1138 00 | Bracket Rr Number Plate Mtg    | 1      | -      |                     |
|     | JL 2328 08 | Bracket Rr Number Plate Mtg    | 1      | -      | Model BS IV         |
| 21  | JD 4010 23 | Cover Number Plate Lamp        | 1      | -      |                     |
|     | JL 4010 16 | Cover Illumination Lamp        | 1      | -      | Model BS IV         |
| 22  | JL 1138 11 | Grommet - Illumination Bkt     | 2      | --     | Ref Ser. Cir. D-62  |
| 23  | JL 1138 12 | Sleeve - Illumination Bkt      | 2      | --     | Ref Ser. Cir. D-62  |
| 24  | JL 1138 10 | Bracket Number Plate Illum.    | 1      | -      | Model BS IV         |
| 25  | DP 1611 45 | Rear Number Plate Assembly     | 1      | -      | Model BS IV         |
| 26  | JZ 1813 20 | Foam Number Plage Front        | 2      | -      | For ABS Model       |

Number Plate / Tail Lamp Assly - P 200 AS



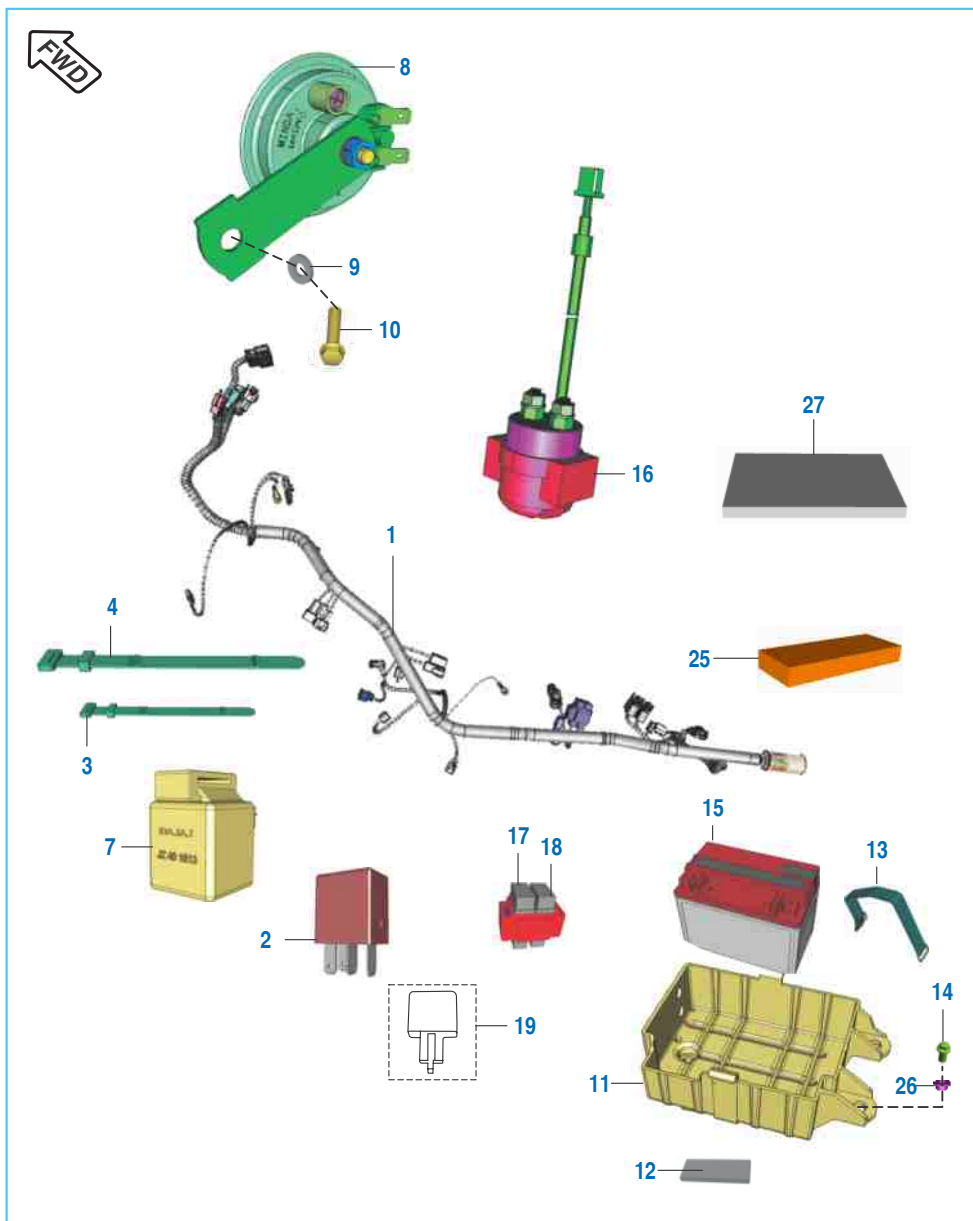
| No. | Part No.   | Description            | Qty.   |        | Remarks |
|-----|------------|------------------------|--------|--------|---------|
|     |            |                        | 200 NS | 200 AS |         |
| 1   | JL 2328 10 | Bracket No Plate Front | --     | 1      |         |
| 2   | JU 2328 00 | No Plate Front         | --     | 1      |         |
| 3   | 39 2141 24 | Washer None Metallic   | --     | 2      |         |
| 4   | KB BA05 14 | Screw Pan Cross        | --     | 2      |         |
| 5   | KC GA05 05 | Nut Hex                | --     | 2      |         |
| 6   | JY 1812 84 | Washer Nylon           | --     | 2      |         |
| 7   | KB UC06 25 | Screw Truss            | --     | 2      |         |
| 8   | JL 2328 11 | Bracket No. Plate Mtg  | --     | 1      |         |
| 9   | LC G000 08 | Nut Flanged            | --     | 2      |         |
| 10  | DP 1611 45 | Number Plate Rear      | --     | 1      |         |
| 11  | KA DD06 10 | Bolt Flanged           | --     | 2      |         |
| 12  | JL 4010 02 | Tail Lamp              | --     | 1      |         |
| 13  | 39 1907 01 | Screw                  | --     | 3      |         |

Electrical Equipments



| No. | Part No.   | Description                 | Qty.   |        | Remarks             |
|-----|------------|-----------------------------|--------|--------|---------------------|
|     |            |                             | 200 NS | 200 AS |                     |
| 1   | JL 4022 03 | Harness Wiring              | 1      | -      |                     |
|     | JL 4022 20 | Harness Wiring              | -      | 1      |                     |
|     | JL 4022 45 | Wiring Harness AHO          | 1      | -      | Model BS IV         |
|     | JL 4022 35 | Wiring Harness              | 1      | -      | Model ABS           |
| 2   | JL 4030 00 | Relay Inter lock            | 1      | 1      |                     |
| 3   | 30 1910 48 | Band (123 mm)               | 5      | 5      |                     |
| 4   | 30 2010 64 | Band (149 mm)               | 3      | 3      |                     |
| 5   | JL 4022 01 | Cable Assy Relay To Motor   | 1      | 1      | N.I.                |
| 6   | JL 4022 02 | Cable Earth                 | 1      | 1      | N.I.                |
| 7   | JZ 4010 13 | Headlamp Control Unit       | 1      | -      |                     |
| 7A  | DT 4020 06 | Light Control Module        | -      | 1      |                     |
| 8   | JG 4016 01 | Horn LH                     | 1      | -      | Ref. Ser. Cir. D-60 |
|     | JL 4016 00 | Horn LH                     | 1      | -      | Model BS IV         |
|     | JL 4016 02 | Horn LH                     | -      | 1      |                     |
| 9   | 39 1507 11 | Washer - Plain              | 1      | 1      |                     |
| 10  | 39 2205 04 | Hex Head Bolt - Flanged M8  | 1      | -      |                     |
|     | 39 1956 04 | Bolt Flanged                | -      | 1      |                     |
| 11  | JL 1812 18 | Battery Case                | 1      | 1      |                     |
| 12  | JL 4018 03 | Foam Bottom Battery         | 11     | 11     |                     |
|     | JG 4018 08 | Foam Battery Bracket        | 6      | -      | Model BS IV         |
| 13  | JL 4018 01 | Battery Band                | 1      | 1      |                     |
| 14  | 39 1944 04 | Bolt - Flanged              | 4      | 4      |                     |
| 15  | 36 JU00 15 | Kit Battery 12V 8Ah         | 1      | 1      |                     |
| 16  | JN 3516 04 | Starter Relay- With Grommet | 1      | 1      |                     |
| 17  | JL 4022 08 | Fuse - 20A (Blade Type)     | 2      | 2      |                     |

Electrical Equipments



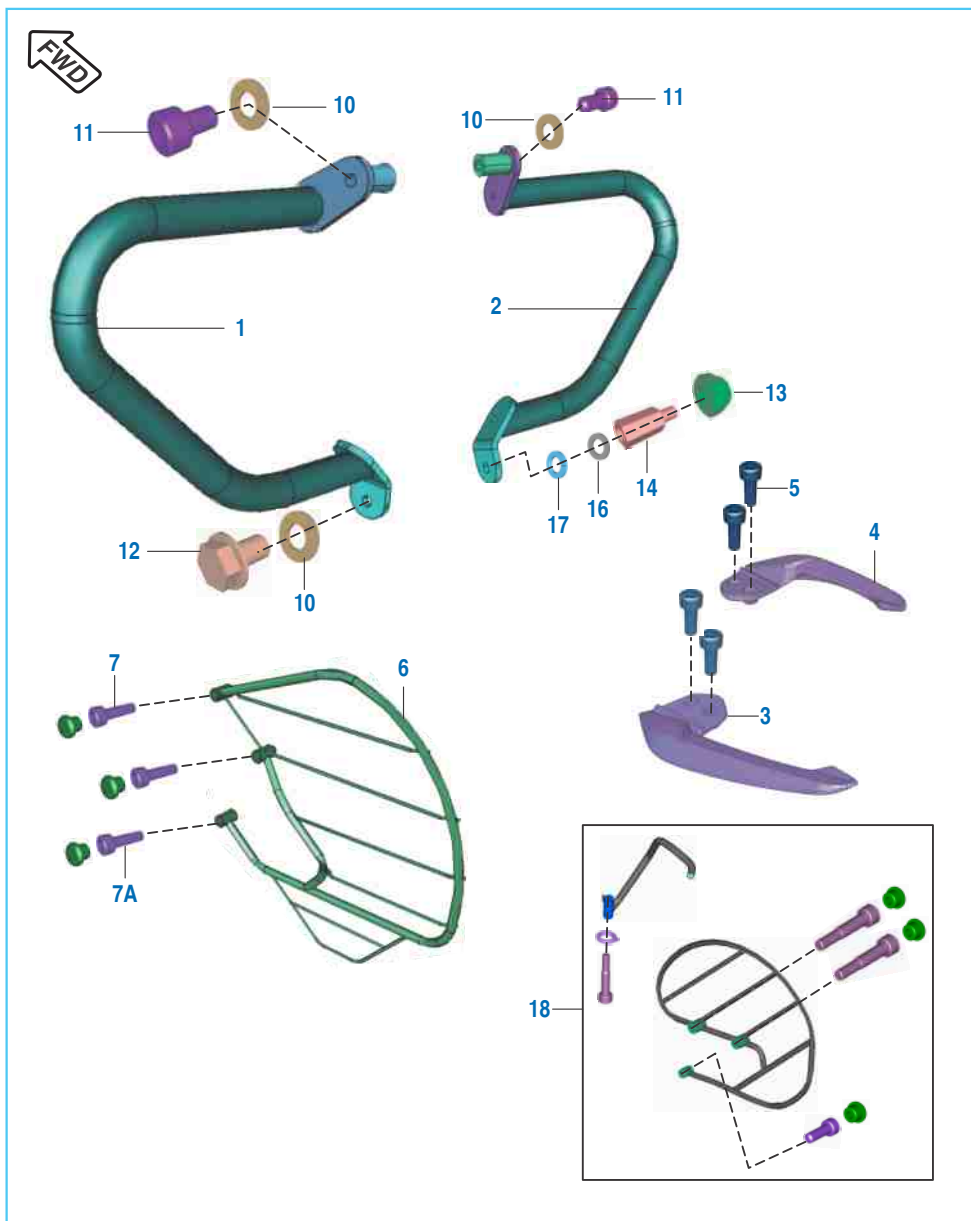
| No. | Part No.   | Description                 | Qty.   |        | Remarks            |
|-----|------------|-----------------------------|--------|--------|--------------------|
|     |            |                             | 200 NS | 200 AS |                    |
| 18  | AP 2010 25 | Fuse 15A (Blade Type)       | 2      | 2      |                    |
| 18A | AK 2010 12 | Fuse 10A (Blade Type)       | 2      | 2      | Model BS IV        |
| 19  | DS 2010 25 | Flasher - D. C. Solid State | 1      | -      |                    |
| 20  | PA 4022 04 | Band (Length 110 mm)        | 2      | 2      | N.I.               |
| 21  | JD 4022 12 | Band (Length 200 mm)        | 1      | 1      | N.I.               |
| 22  | JD 4022 17 | Band (Length 150 mm)        | 7      | 2      | N.I. For ABS Model |
| 23  | JL 1138 29 | Bracket Horn                | --     | 1      | N.I.               |
| 24  | DJ 2010 52 | Cable Assembly Front Brake  | 1      | --     | N.I. Model BS IV   |
| 25  | JL 4018 04 | Foam Side Battery           | 3      | -      | Model BS IV        |
| 26  | JL 1812 64 | Sleeve Battery Box          | 3      | -      | Model BS IV        |
| 27  | JK 4018 01 | Foam battery band           | 1      | -      | For ABS Model      |

Tool Kit



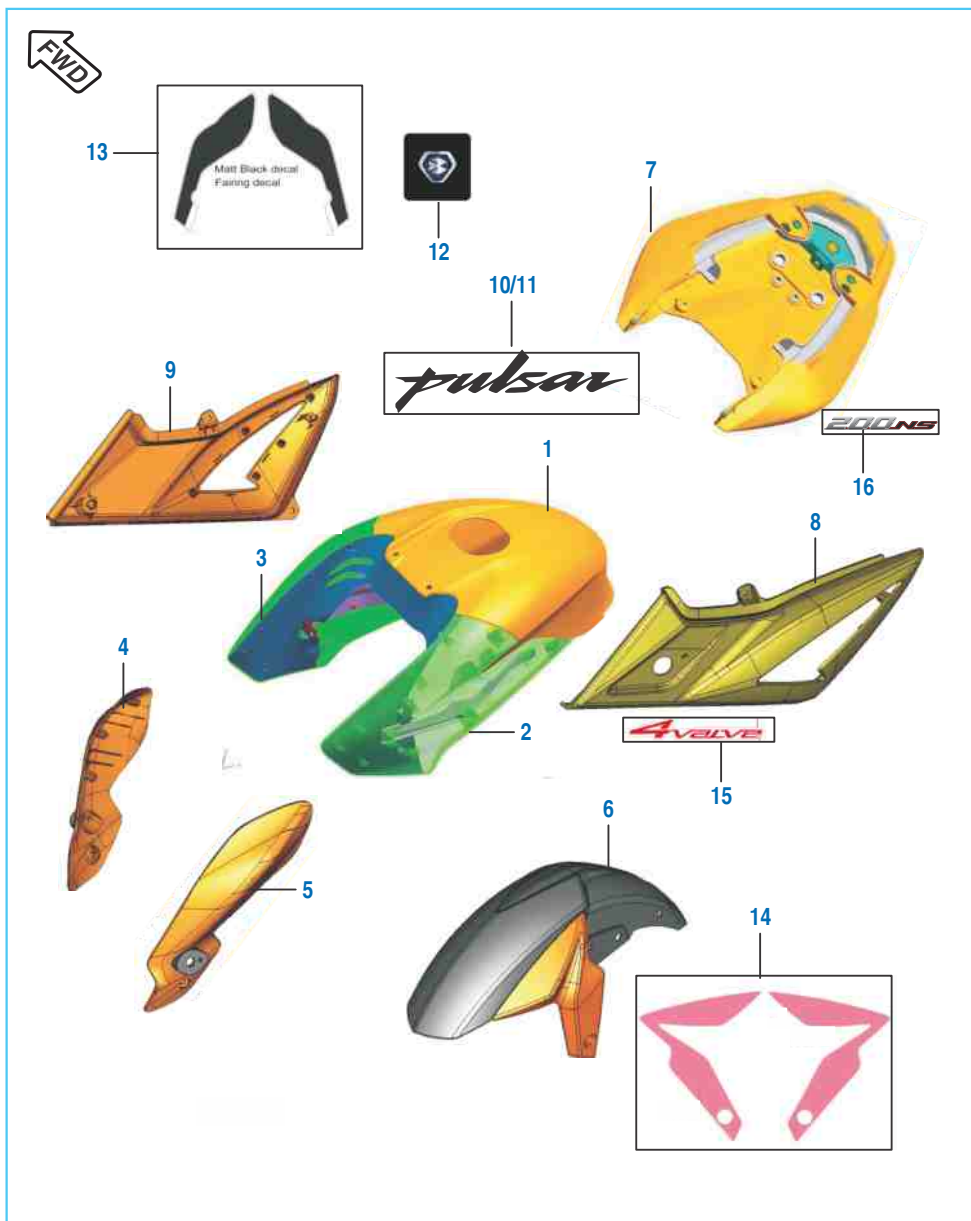
| No. | Part No.   | Description     | Qty.   |        | Remarks         |
|-----|------------|-----------------|--------|--------|-----------------|
|     |            |                 | 200 NS | 200 AS |                 |
| 1   | DJ 2210 19 | Tool Kit        | 1      | 1      | Not Serviceable |
| 2   | DK 2210 24 | Band Tool Kit   | 2      | 2      | Model BS IV     |
|     | JL 2310 03 | Tool Kit - Band | 2      | 2      |                 |

Accessories / Grab Handle



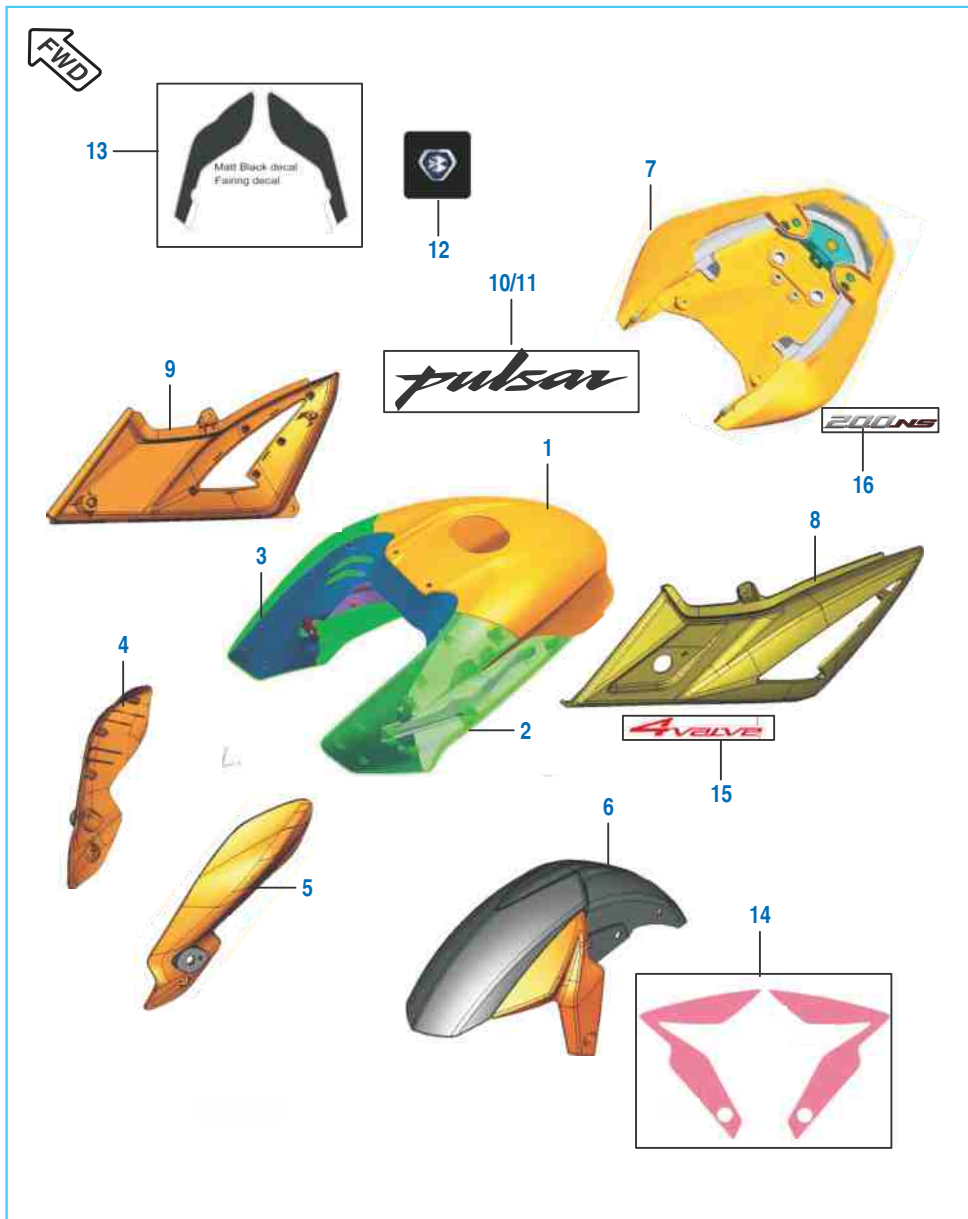
| No. | Part No.   | Description                  | Qty.   |        | Remarks             |
|-----|------------|------------------------------|--------|--------|---------------------|
|     |            |                              | 200 NS | 200 AS |                     |
| 1   | JL 2312 01 | Guard Leg LH                 | 1      | 1      |                     |
|     | JL 2312 13 | Guard Leg LH                 | 1      | -      | Model ABS           |
| 2   | JL 2312 03 | Guard Leg RH                 | 1      | 1      |                     |
|     | JL 2312 14 | Guard Leg RH                 | 1      | -      | Model ABS           |
| 3   | JL 2314 04 | Grab Handle Assy LH          | 1      | 1      |                     |
| 4   | JL 2314 05 | Grab Handle Assy RH          | 1      | 1      |                     |
| 5   | LA C000 17 | Bolt Socket M8 X 1.25        | 4      | 4      | Ref. Ser. Cir. D-62 |
|     | LA C000 35 | Bolt Socket                  | 4      | 4      |                     |
| 6   | JL 2312 02 | Guard Saree                  | 1      | -      |                     |
|     | JL 2312 11 | Guard Saree                  | -      | 1      |                     |
| 7   | KA CB06 22 | Bolt Socket L-22             | 3      | 2      |                     |
| 7A  | 39 2038 04 | Hex Socket Bolt              | -      | 1      |                     |
| 8   | JL 2316 00 | Mirror Assly LH              | 1      | 1      |                     |
| 9   | JL 2316 01 | Mirror Assly RH              | 1      | 1      |                     |
| 10  | KD BE06 13 | Washer                       | 3      | 3      |                     |
| 11  | KA CA06 35 | Bolt Socket                  | 2      | -      | For NS200 ABS Model |
|     | LA C000 31 | Bolt Socket                  | 2      | 2      |                     |
| 12  | LA D000 40 | Bolt Flanged M6-6L           | 1      | -      | Ref Ser. Cir. D-62  |
|     | KA CA06 10 | Bolt Master Kac              | 1      | -      |                     |
|     | LA C000 49 | Bolt Socket                  | -      | 1      |                     |
| 13  | JU 2312 07 | Nut Nyloc M8X1.25            | 1      | -      |                     |
|     | 39 2723 15 | Hex Nut                      | -      | 1      |                     |
| 14  | JU 2312 05 | Nut Leg Guard Mounting       | 1      | 1      |                     |
| 15  | JL 2312 09 | Plug Saree Guard             | 3      | 3      |                     |
| 16  | KD AA10 18 | Washer Plain Small           | 1      | -      | Model BS IV         |
| 17  | LD C000 01 | Washer Leg Guard             | 1      | -      | Model BS IV         |
| 18  | 36 JL01 83 | Kit saree guard+Grab+Fitting | 1      | -      | Refer Kit List      |

Painted Parts and Decals - Pulsar 200 NS



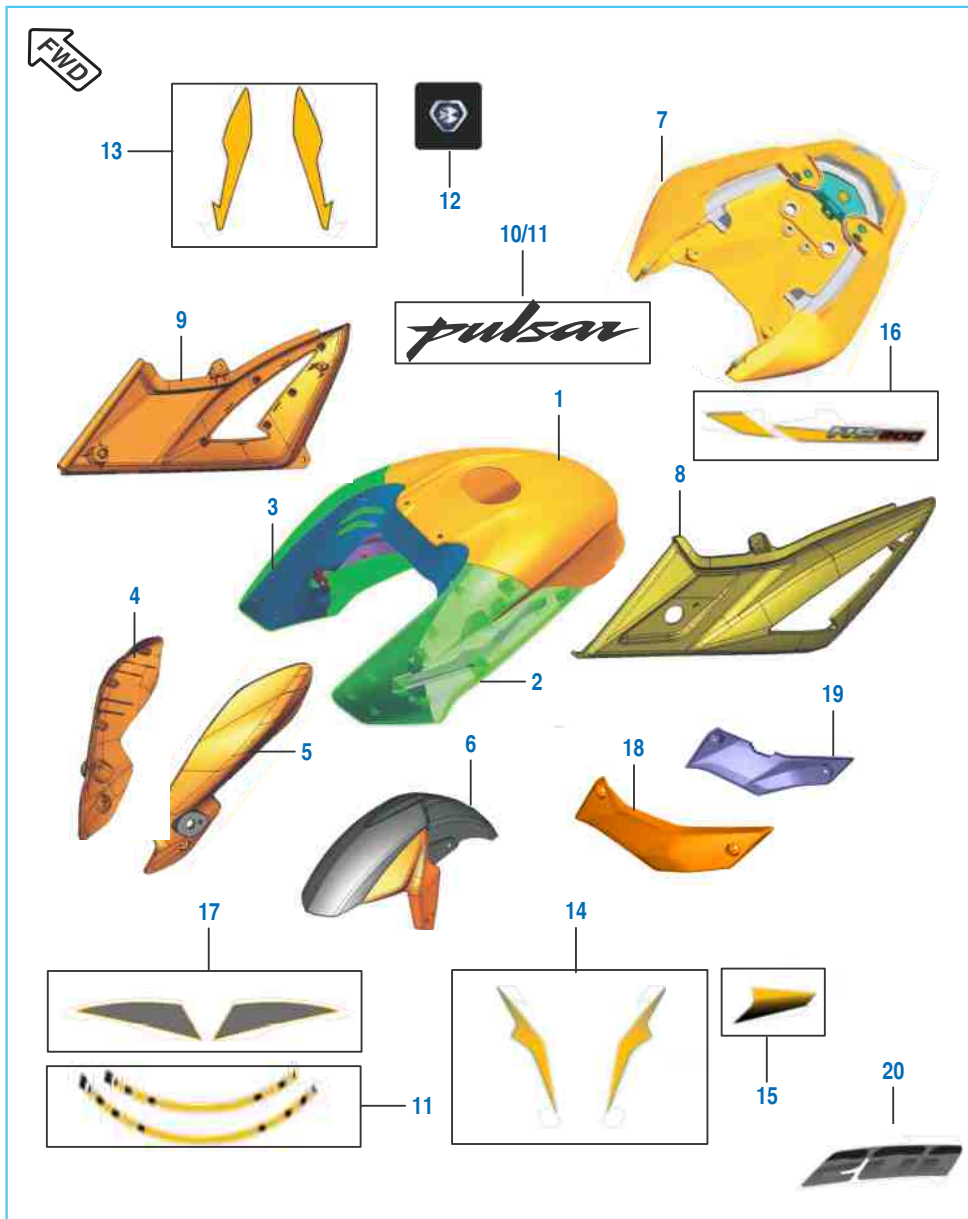
| No. | Part No.   | Description                | Qty.   |        | Remarks             |
|-----|------------|----------------------------|--------|--------|---------------------|
|     |            |                            | 200 NS | 200 AS |                     |
| 1   | JL 7401 5P | Tank Cover Top P200 Blue   | 1      | --     |                     |
|     | JL 7401 5N | Tank Cover Top P200 Black  | 1      | --     |                     |
|     | JL 7401 5Q | Tank Cover Top P200 Yellow | 1      | --     |                     |
|     | JL 7401 5M | Tank Cover Top P200 Red    | 1      | --     |                     |
|     | 56 JL22 X3 | Tank Cover Top Eb Black    | 1      | --     | Ref. Ser. Cir. D-62 |
| 2   | JL 7301 5P | Tank Cover Side LH - Blue  | 1      | --     |                     |
|     | JL 1710 45 | Tank Cover Side LH         | 1      | --     |                     |
|     | 52 JL02 16 | Tank Cover Side LH P Red   | 1      | --     | Ref. Ser. Cir. D-62 |
|     | 52 JL02 18 | Tank Cover Side LH S Blue  | 1      | --     | Ref. Ser. Cir. D-62 |
|     | 56 JL20 X3 | Tank Cover Side LH E Black | 1      | --     | Ref. Ser. Cir. D-62 |
|     | 52 JL02 20 | Tank Cover Side LH M White | 1      | --     | Ref. Ser. Cir. D-62 |
| 3   | JL 1710 46 | Tank Cover Side RH - Blue  | 1      | --     |                     |
|     | JL 7302 5N | Tank Cover Side RH - Black | 1      | --     |                     |
|     | JL 1710 46 | Tank Cover Side RH         | 1      | --     |                     |
|     | 52 JL02 17 | Tank Cover Side RH P Red   | 1      | --     | Ref. Ser. Cir. D-62 |
|     | 56 JL21 X3 | Tank Cover Side RH E Black | 1      | --     | Ref. Ser. Cir. D-62 |
|     | 52 JL02 19 | Tank Cover Side RH S Blue  | 1      | --     | Ref. Ser. Cir. D-62 |
|     | 52 JL02 21 | Tank Cover Side RH M White | 1      | --     | Ref. Ser. Cir. D-62 |
| 4   | JL 7602 5P | Side Mask RH - Blue        | 1      | --     |                     |
|     | JL 1812 34 | Side Mask RH               | 1      | --     |                     |
|     | JL 7602 5M | Side Mask RH - Red         | 1      | --     |                     |
|     | 52 JL01 92 | Side Mask RH E Black       | 1      | --     | Ref. Ser. Cir. D-62 |
|     | 52 JL01 94 | Side Mask RH P Red         | 1      | --     | Ref. Ser. Cir. D-62 |
|     | 52 JL01 96 | Side Mask RH S Blue        | 1      | --     | Ref. Ser. Cir. D-62 |
|     | 52 JL01 98 | Side Mask RH M White       | 1      | --     | Ref. Ser. Cir. D-62 |

Painted Parts and Decals - Pulsar 200 NS



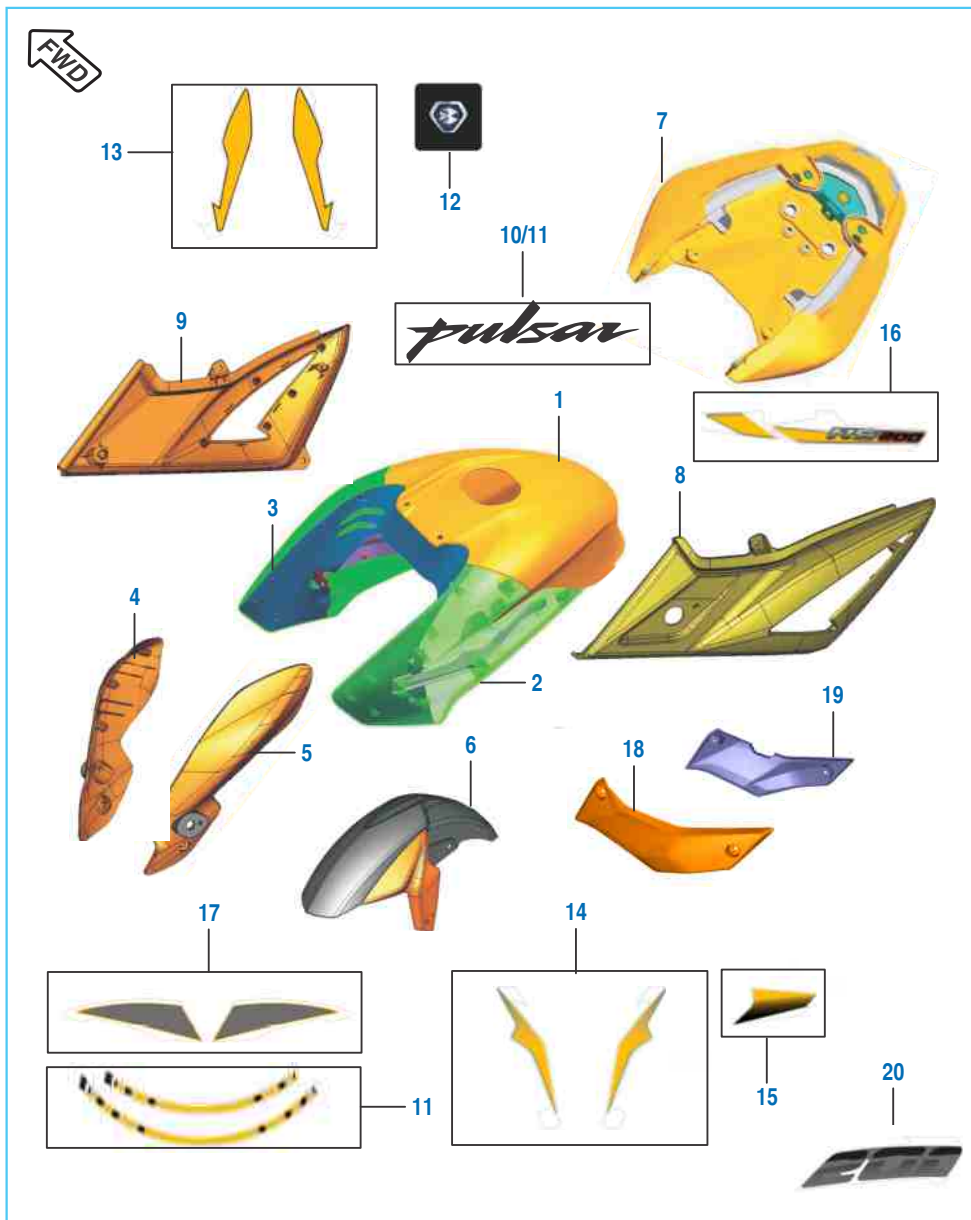
| No.        | Part No.                    | Description                | Qty.   |                     | Remarks             |
|------------|-----------------------------|----------------------------|--------|---------------------|---------------------|
|            |                             |                            | 200 NS | 200 AS              |                     |
| 5          | JL 7601 5P                  | Side Mask LH - Blue        | 1      | --                  |                     |
|            | JL 1812 33                  | Side Mask LH               | 1      | --                  |                     |
|            | 52 JL01 91                  | Side Mask LH E Black       | 1      | --                  | Ref. Ser. Cir. D-62 |
|            | 52 JL01 93                  | Side Mask LH P Red         | 1      | --                  | Ref. Ser. Cir. D-62 |
|            | 52 JL01 95                  | Side Mask LH S Blue        | 1      | --                  | Ref. Ser. Cir. D-62 |
|            | 52 JL01 97                  | Side Mask LH M White       | 1      | --                  | Ref. Ser. Cir. D-62 |
| 6          | 52 JL00 65                  | Front Fender Blue          | 1      | --                  |                     |
|            | 52 JL00 66                  | Front Fender Black         | 1      | --                  |                     |
|            | 52 JL00 67                  | Front Fender Yellow        | 1      | --                  |                     |
|            | 52 JL00 59                  | Front Fender Red           | 1      | --                  |                     |
|            | JL 7501 X3                  | Fender Fr with Flap E Bk   | 1      | --                  | Ref. Ser. Cir. D-62 |
|            | 52 JL01 88                  | Fender Fr with Flap P Red  | 1      | --                  | Ref. Ser. Cir. D-62 |
|            | 52 JL01 89                  | Fender Fr with Flap S Blue | 1      | --                  | Ref. Ser. Cir. D-62 |
| 52 JL01 90 | Fender Fr with Flap M White | 1                          | --     | Ref. Ser. Cir. D-62 |                     |
| 7          | JL 7801 5P                  | Seat Cowl - Blue           | 1      | --                  |                     |
|            | JL 1810 05                  | Seat Cowl - Red            | 1      | --                  |                     |
|            | 56 JL10 4R                  | Seat Cowl Passion Red      | 1      | --                  | Ref. Ser. Cir. D-62 |
|            | 56 JL10 5N                  | Seat Cowl Saffire Blue     | 1      | --                  | Ref. Ser. Cir. D-62 |
|            | 56 JL10 5Y                  | Seat Cowl Metallic White   | 1      | --                  | Ref. Ser. Cir. D-62 |
| 56 JL10 X3 | Seat Cowl Ebony Black       | 1                          | --     | Ref. Ser. Cir. D-62 |                     |
| 8          | 52 JL00 54                  | Cover Side LH Assly        | 1      | --                  |                     |
| 9          | 52 JL00 55                  | Cover Side RH Assly        | 1      | --                  |                     |
| 10         | JL 2330 04                  | 3D Decal Tank RH           | 1      | --                  |                     |

Painted Parts and Decals - Pulsar 200 NS BS IV



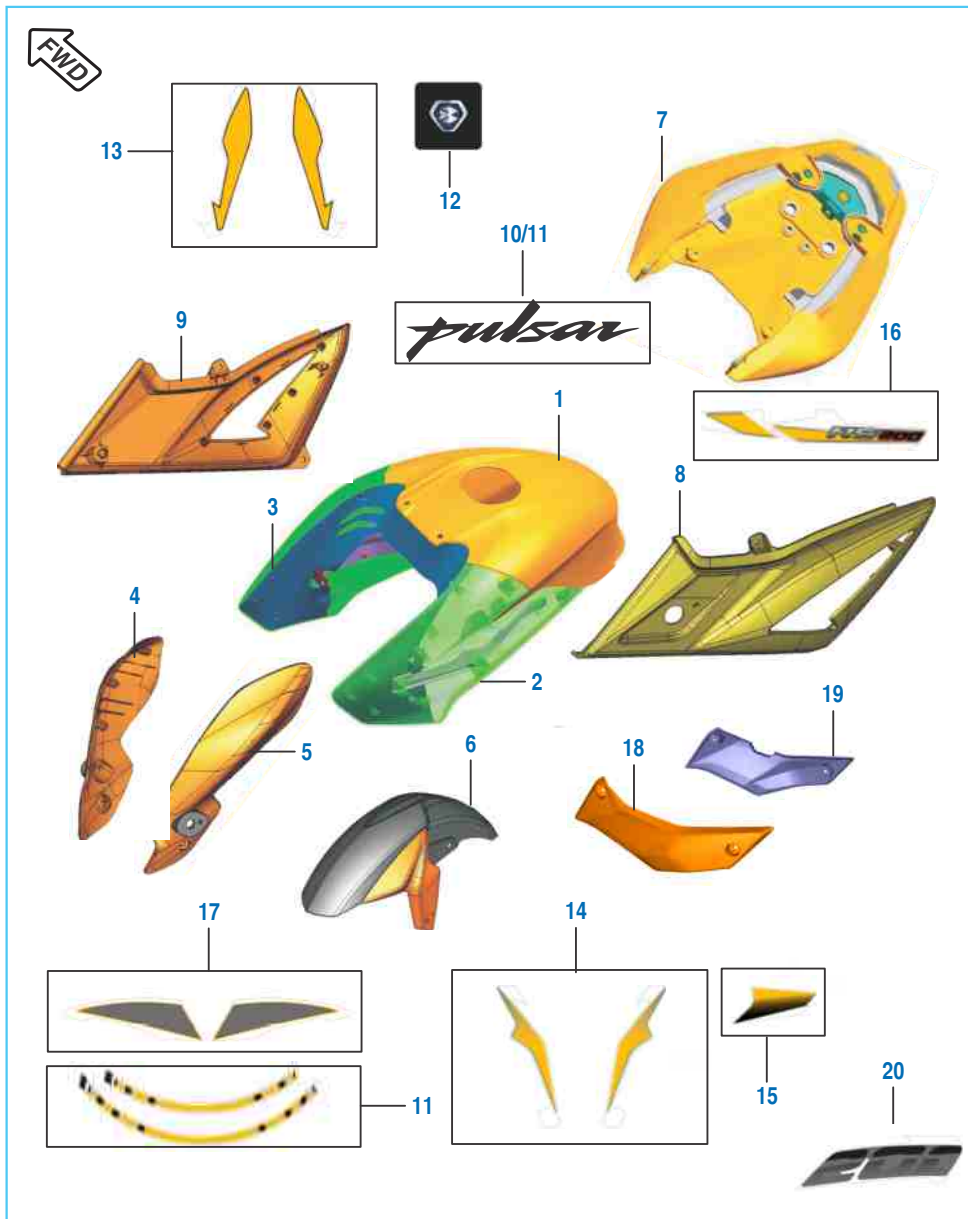
| No. | Part No.   | Description                 | Qty.   |        | Remarks |
|-----|------------|-----------------------------|--------|--------|---------|
|     |            |                             | 200 NS | 200 AS |         |
| 1   | 52 JL09 35 | Tank Cover Top White        | 1      | -      |         |
|     | 52 JL09 17 | Tank Cover Top P Red        | 1      | -      |         |
|     | 52 JL09 26 | Tank Cover Top Black        | 1      | -      |         |
|     | 52 JL09 79 | Tank Cover Top Yellow       | 1      | -      |         |
| 2   | 56 JL20 42 | Tank Cover Side LH - White  | 1      | -      |         |
|     | 56 JL20 45 | Tank Cover Side LH - P Red  | 1      | -      |         |
|     | 56 JL20 46 | Tank Cover Side LH - Black  | 1      | -      |         |
|     | 52 JL10 29 | Tank Cover Side LH - Yellow | 1      | -      |         |
| 3   | 56 JL21 42 | Tank Cover Side RH - White  | 1      | -      |         |
|     | 56 JL21 45 | Tank Cover Side RH - Red    | 1      | -      |         |
|     | 56 JL21 46 | Tank Cover Side RH - Black  | 1      | -      |         |
|     | 52 JL10 33 | Tank Cover Side RH - Yellow | 1      | -      |         |
| 4   | 52 JL09 37 | Side Mask RH - White        | 1      | -      |         |
|     | 52 JL09 19 | Side Mask RH - Red          | 1      | -      |         |
|     | 52 JL09 28 | Side Mask RH - Black        | 1      | -      |         |
|     | 52 JL09 81 | Side Mask RH - Yellow       | 1      | -      |         |
| 5   | 52 JL09 36 | Side Mask LH - White        | 1      | -      |         |
|     | 52 JL09 18 | Side Mask LH - Red          | 1      | -      |         |
|     | 52 JL09 27 | Side Mask LH - Black        | 1      | -      |         |
|     | 52 JL09 80 | Side Mask LH - Yellow       | 1      | -      |         |
| 6   | 52 JL10 20 | Front Fender White          | 1      | -      |         |
|     | 52 JL10 18 | Front Fender Red            | 1      | -      |         |
|     | 52 JL10 19 | Front Fender Black          | 1      | -      |         |
|     | 52 JL10 21 | Front Fender Yellow         | 1      | -      |         |
| 7   | 52 JL09 20 | Seat Cowl - For Red         | 1      | -      |         |
|     | 52 JL09 38 | Seat Cowl - For White       | 1      | -      |         |
|     | 52 JL09 29 | Seat Cowl - For Black       | 1      | -      |         |
|     | 52 JL09 82 | Seat Cowl - For Yellow      | 1      | -      |         |
| 8   | 52 JL09 92 | Cover Side LH Assly Red     | 1      | -      |         |
|     | 52 JL09 94 | Cover Side LH Assly White   | 1      | -      |         |
|     | 52 JL09 93 | Cover Side LH Assly Black   | 1      | -      |         |
|     | 52 JL09 95 | Cover Side LH Assly Yellow  | 1      | -      |         |

Painted Parts and Decals - Pulsar 200 NS BS IV



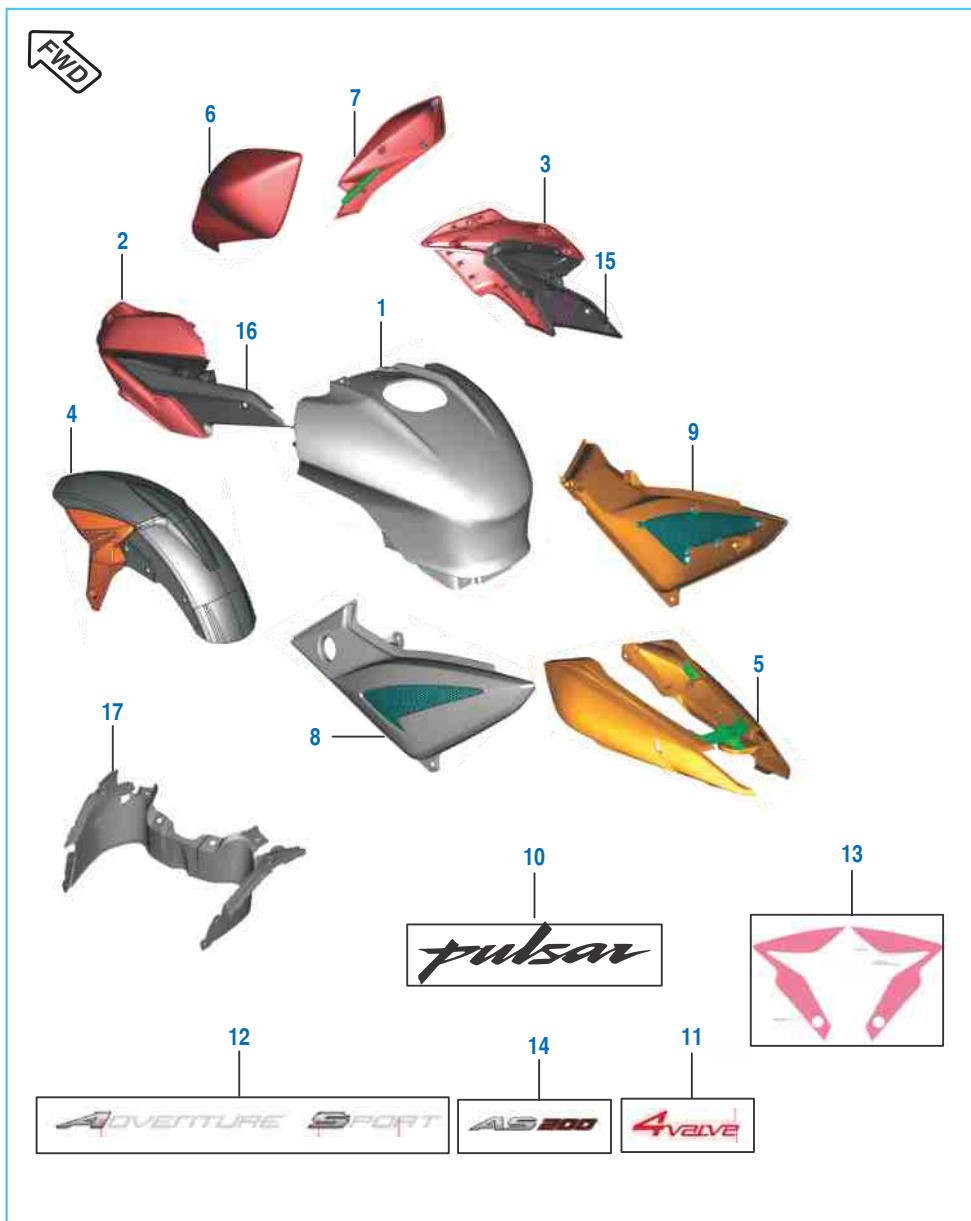
| No.        | Part No.   | Description                  | Qty.                    |        | Remarks |  |
|------------|------------|------------------------------|-------------------------|--------|---------|--|
|            |            |                              | 200 NS                  | 200 AS |         |  |
| 9          | 52 JL09 97 | Cover Side RH Assly Black    | 1                       | -      |         |  |
|            | 52 JL09 98 | Cover Side RH Assly White    | 1                       | -      |         |  |
|            | 52 JL09 96 | Cover Side RH Assly Red      | 1                       | -      |         |  |
|            | 52 JL09 99 | Cover Side RH Assly Yellow   | 1                       | -      |         |  |
|            | 10         | JL 2333 16                   | 3D Decal Tank RH        | 2      | -       |  |
| 11         | JL 2330 02 | 'B' Logo                     | 1                       | -      |         |  |
| 12         | JL 2332 98 | Decal Wheel Front Black-gray | 4                       | --     |         |  |
|            | JL 2332 55 | Decal Wheel Front Red-black  | 4                       | --     |         |  |
|            | JL 2332 69 | Decal Wheel Front White-gray | 4                       | -      |         |  |
|            | JL 2332 70 | Decal Wheel Rear White-gray  | 4                       | --     |         |  |
|            | JL 2332 56 | Decal Wheel Rear Red-black   | 4                       | -      |         |  |
|            | JL 2332 99 | Decal Wheel Rear Black-gray  | 4                       | -      |         |  |
|            | JL 2333 10 | Decal Wheel 1 Yellow         | 2                       | -      |         |  |
|            | JL 2333 11 | Decal Wheel 2 Yellow         | 2                       | -      |         |  |
|            | 13         | 36 JL01 22                   | Kit Fairing Dcl Bl-gray | 1      | --      |  |
|            |            | 36 JL01 14                   | Kit Fairing Dcl R-bl    | 1      | --      |  |
| 36 JL01 18 |            | Kit Fairing Dcl W-gray       | 1                       | -      |         |  |
| 36JL0131   |            | Kit Fairing Dcl Yellow       | 1                       | -      |         |  |
| 14         | 36 JL01 25 | Kit Fender Front Dcl Bl-gray | 1                       | --     |         |  |
|            | 36 JL01 17 | Kit Fender Front Dcl R-bl    | 1                       | --     |         |  |
|            | 36 JL01 21 | Kit Fender Front Dcl W-gray  | 1                       | -      |         |  |
|            | 36 JL01 30 | Kit Fender Front Dcl Yellow  | 1                       | -      |         |  |
| 15         | JL 2332 49 | Decal S Cover Lh Red-black   | 1                       | --     |         |  |
|            | JL 2332 92 | Decal S Cover Lh Black-gray  | 1                       | --     |         |  |
|            | JL 2332 63 | Decal S Cover Lh White-gray  | 1                       | -      |         |  |
|            | JL 2332 64 | Decal S Cover Rh White-gray  | 1                       | --     |         |  |
|            | JL 2332 50 | Decal S Cover Rh Red-black   | 1                       | --     |         |  |
|            | JL 2332 93 | Decal S Cover Rh Black-gray  | 1                       | -      |         |  |
| 16         | 36 JL01 33 | Kit Decal Side Cover Yellow  | 1                       | --     |         |  |
| 16         | 36 JL01 24 | Kit Seat Cowl Dcl Bl-gray    | 1                       | --     |         |  |
|            | 36 JL01 16 | Kit Seat Cowl Dcl R-bl       | 1                       | --     |         |  |
|            | 36 JL01 20 | Kit Seat Cowl Dcl W-gray     | 1                       | -      |         |  |
|            | 36 JL01 34 | Kit Seat Cowl Dcl Yellow     | 1                       | -      |         |  |

Painted Parts and Decals - Pulsar 200 NS BS IV



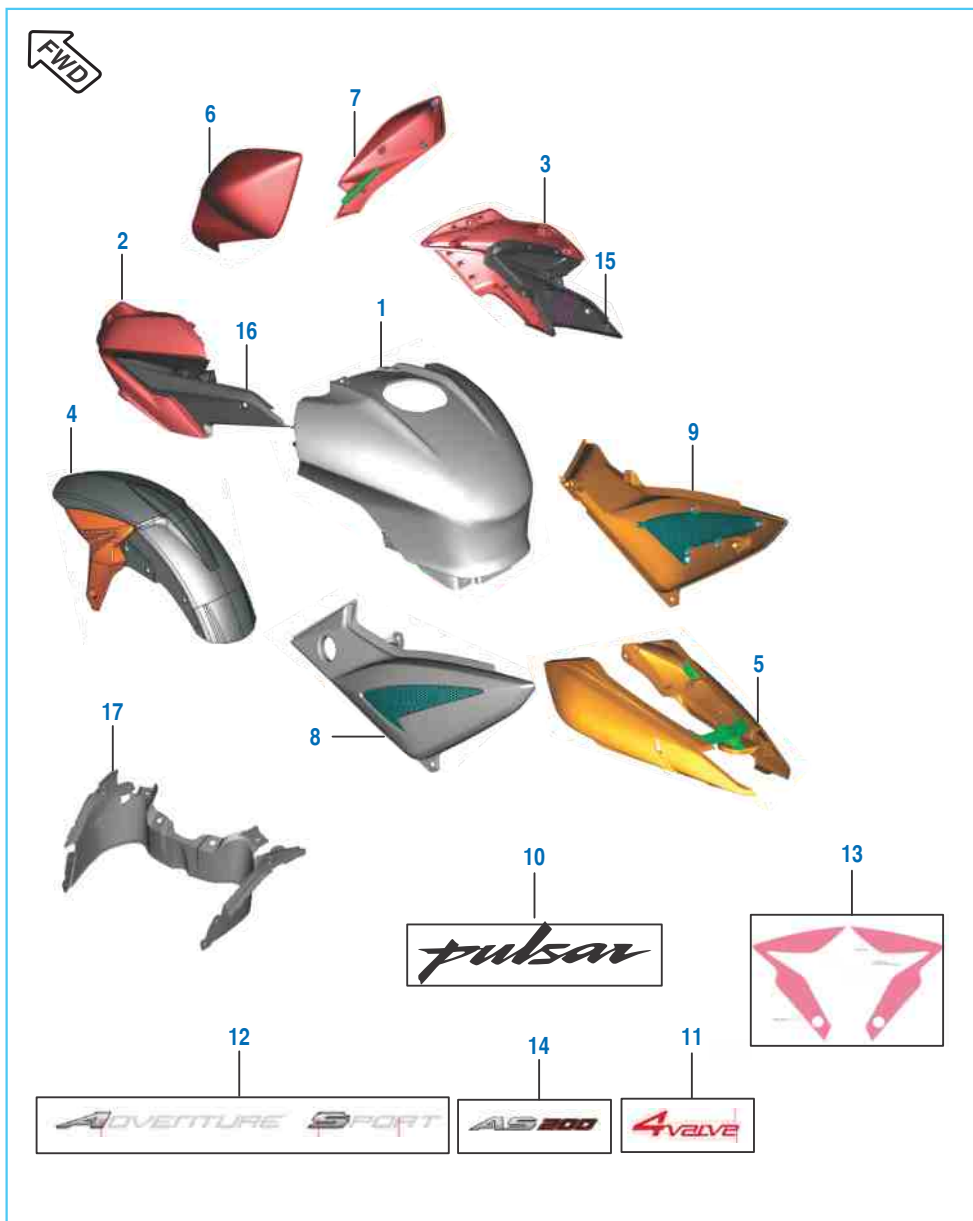
| No. | Part No.   | Description                 | Qty.   |        | Remarks |
|-----|------------|-----------------------------|--------|--------|---------|
|     |            |                             | 200 NS | 200 AS |         |
| 17  | 36 JL01 23 | Kit Cover Tank Dcl Bl-gray  | 1      | --     |         |
|     | 36 JL01 15 | Kit Cover Tank Dcl R-bl     | 1      | --     |         |
|     | 36 JL01 19 | Kit Cover Tank Dcl W-gray   | 1      | --     |         |
|     | 36 JL01 32 | Kit Cover Tank Dcl Yellow   | 1      | --     |         |
| 18  | 56 JL38 31 | Belly Pan Lh Sparkle Black  | 1      | --     |         |
|     | 56 JL38 5Y | Belly Pan Lh Metallic White | 1      | --     |         |
|     | 56 JL38 4R | Belly Pan Lh Passion Red    | 1      | --     |         |
|     | 56 JL38 6T | Belly Pan Lh Yellow         | 1      | --     |         |
| 19  | 56 JL39 5Y | Belly Pan Rh Metaalic White | 1      | --     |         |
|     | 56 JL39 31 | Belly Pan Rh Sparkle Black  | 1      | --     |         |
|     | 56 JL39 4R | Belly Pan Rh Passion Red    | 1      | --     |         |
|     | 56 JL39 6T | Belly Pan Rh Yellow         | 1      | --     |         |
| 20  | 36 JL01 35 | Kit Tank Cover Decal Ns200  | 1      | --     |         |
| 21  | JL 2333 18 | Decal ABS Fender Front      | 2      | --     |         |

Painted Parts and Decals - Pulsar AS 200



| No. | Part No.   | Description                 | Qty.   |        | Remarks |
|-----|------------|-----------------------------|--------|--------|---------|
|     |            |                             | 200 NS | 200 AS |         |
| 1   | 56 JL22 4R | Tank Cover Top Passion Red  | --     | 1      |         |
|     | 56 JL22 5N | Tank Cover Top Saffire Blue | --     | 1      |         |
|     | 56 JL22 X3 | Tank Cover Top E Black      | --     | 1      |         |
| 2   | 52 JL03 52 | Side Fairing Fr LH Red      | --     | 1      |         |
|     | 52 JL03 53 | Side Fairing Fr Lh Blue     | --     | 1      |         |
|     | 52 JL03 54 | Side Fairing Fr LH Blk      | --     | 1      |         |
| 3   | 52 JL03 49 | S Fairing Fr RH Red         | --     | 1      |         |
|     | 52 JL03 50 | S Fairing Fr RH Blue        | --     | 1      |         |
|     | 52 JL03 51 | S Fairing Fr RH Blk         | --     | 1      |         |
| 4   | JL 7501 5L | Fender With Pasion Red Dcl  | --     | 1      |         |
|     | 52 JL00 65 | Fender With Pasion Blue Dcl | --     | 1      |         |
|     | JL 7501 X3 | Fender With Pasion Blk Dcl  | --     | 1      |         |
| 5   | 52 JL03 55 | Seat Cowl Passion Red       | --     | 1      |         |
|     | 52 JL03 56 | Seat Cowl Blue              | --     | 1      |         |
|     | 52 JL03 57 | Seat Cowl Black             | --     | 1      |         |
| 6   | 56 JI14 4R | Side Mask LH P Red          | --     | 1      |         |
|     | 56 JL14 5N | Side Mask LH S Blue         | --     | 1      |         |
|     | 56 JL14 X3 | Side Mask LH E Black        | --     | 1      |         |
| 7   | 56 JL15 4R | Side Mask RH P Red          | --     | 1      |         |
|     | 56 JL15 5N | Side Mask RH S Blue         | --     | 1      |         |
|     | 56 JL15 X3 | Side Mask RH E Black        | --     | 1      |         |
| 8   | 52 JL00 54 | Cover Side LH Assly         | --     | 1      |         |

Painted Parts and Decals - Pulsar AS 200



| No. | Part No.   | Description              | Qty.   |        | Remarks    |
|-----|------------|--------------------------|--------|--------|------------|
|     |            |                          | 200 NS | 200 AS |            |
| 9   | 52 JL00 55 | Cover Side RH Assly      | --     | 1      |            |
| 10  | JL 2330 03 | 3D Decal Tank LH         | --     | 2      |            |
| 11  | JL 2330 05 | Decal Side Cover 4 Valve | --     | 2      |            |
| 12  | JL 2331 53 | Decal Adventure          | --     | 2      | Red colour |
| 13  | 36 JL00 28 | Kit Dcl Fender-Blue      | --     | 1      |            |
|     | 36 JL00 61 | Kit Dcl Fender P Red     | --     | 1      |            |
|     | 36 JL00 60 | Kit Dcl Fender S Blue    | --     | 1      |            |
| 14  | JL 2331 55 | Seat Cowl Decal          | --     | 2      |            |
| 15  | 56 JL66 4X | Side Fairing Rear RH     | --     | 1      |            |
| 16  | 56 JL67 4X | Side Fairing Rear LH     | --     | 1      |            |
| 17  | JL 1814 39 | Tank Cover Top Inner     | --     | 1      |            |

Consumable Parts



| No. | Part No.   | Description   | Supply Unit | Application  |
|-----|------------|---|-------------|--|
| 1   | 36 0010 61 | Bajaj Genuine Oil 10W50                                 | 1.5 Ltr.    | Dominar 400  |
|     | 83 0204 11 | Bajaj Genuine Oil 10W30*                                | 1 Ltr.      | 100cc Models   |
|     | 83 0203 34 | Bajaj Genuine Oil 20W50*<br>(BGO to be ordered to HPCL) | 1 Ltr.      | 125cc and above models   |
| 2   | 36 0010 58 | Bajaj Coolant Koolex*                                   | 1 Ltr.      | Coolant Top-up/Replace   |
| 3   | 36 DH40 61 | Brake Fluid DOT4  | 100 ml      | Disc Brake Top-up/Replace  |
|     | 83 0203 25 | Brake Fluid DOT3  | 100 ml      | Disc Brake Top-up/Replace  |
| 4   | 36 DH40 52 | Silicon grease  | 3 gm        | Caliper Pin  |
| 5   | 83 0204 73 | Grease Petamo GHY 441                                   | 3 gm        | Water Pump Seals   |
|     | 36 DK00 45 | Grease Molycoat   | 200 gm      | For Starter Clutch Lubrication   |
| 6   | 36 0010 52 | HP Lithon RR Grease                                     | 10 gm       | Steering Race  |
| 7   | 83 0201 73 | Multi Purpose Grease*<br>(Local Purchase)               | --          | Lubrication of Clutch Lever,<br>Brake Lever, Brake Pedal &<br>Side Stand |
| 8   | 36 0010 55 | Chain Lubricant HP Make                                 | 1 kg        | Non - Sealed Chain<br>Lubrication  |
| 9   | 36 0010 62 | Liquid gasket L5910                                     | 50 ml       | Crankcase Joining  |
| 10  | 36 3140 04 | Fork oil  | 160 ml      | Front Fork Top-up/Replace\   |
|     | 36 JG00 87 | Fork oil 480 ml (Dominar UG)                            | 480 ml      | Front Fork Top-up/Replace\   |
| 11  | 36 DH40 29 | Kit Spray Chain Lub                                     | 100 ml      | Sealed Drive Chain   |
| 12  | 36 DH40 71 | Wonderfill Chain Spray                                  | 100 ml      | Sealed Drive Chain   |

\* Marked items to be arrange from vendor or local market. Not applicable against chassis number.

Consumable Parts

|   |   |   |
|---|---|---|
| <p>13</p>    | <p>14</p>    | <p>15</p>    |
| <p>16</p>    | <p>17</p>    | <p>18</p>    |
| <p>19</p>   | <p>20</p>   | <p>21</p>   |
| <p>22</p>  | <p>23</p>  | <p>24</p>  |

| No. | Part No.         | Description  | Supply Unit  | Application   |
|-----|------------------|--|--------------|---|
| 13  | 36 DH40 72       | Rust Remover Spray Make - Zorric 88 & Wonder fill easiner                | 100 ml       | For Removing Rust from Components                   |
| 14  | 76 0109 36       | Loctite Thread locker 243*   | 50 ml        | For Screws & Bolts                                  |
| 15  | 76 0109 37       | Loctite retaining compound 638*  | 50 ml        | For Screws & Bolts                                  |
| 16  | 37 0043 52       | Touch up paint slate grey*   | 440 ml       | Touch up of Frame, Swing Arm & Step Holder          |
| 17  | 37 0043 53       | Touch up paint Matte Silk black*   | 440 ml       | Touch up of Grab Handle, Handle Bar & Handle Holder |
| 18  | 36 0010 60       | Kibatsu touch up paint*  | 400 cc       | Touch up of Cylinder head, Block & Alloy Wheels     |
| 19  | 37 2240 18       | Paint Bottle Schwartz Black*   | --           | P-200NS Frame Touch-up                              |
| 20  | 75 6802 36<br>NA | Petroleum Jelly (Local Purchase)<br>Distilled Water (Local Purchase)     | --<br>1 Ltr. | For Battery Terminals<br>For Battery Level Top-up   |
| 21  | NA               | SAE 90 oil (Local Purchase)  | -            |   |
| 22  | 62 3050 84       | WD40 Spray (Local Purchase)  | 400 ml       | Electrical Contact Cleaning Spray                   |
| 23  | 36 0010 56       | Carburetor Cleaning Spray*   |              | For Cleaning Carburetor                             |
| 24  | 37 2540 39       | Corrosion Protection Spray* Proto quick LTP902 (To be ordered on Vendor) | --           | For Preventing vehicle parts from rusting           |

\* Marked items to be arrange from vendor or local market. Not applicable against chassis number.

# Kit List



| Sr No | Kit Part No. | Kit Description               | Consisting of Following Parts |                             |         |
|-------|--------------|-------------------------------|-------------------------------|-----------------------------|---------|
|       |              |                               | Part No.                      | Description                 | Qty/Kit |
| 1.    | 36JL0005     | Kit Primary Drive+driven-P200 | JG551216                      | Gear Primary Drive 22T      | 1       |
|       |              |                               | JU551405                      | Housing Clutch Assy Comp    | 1       |
| 2.    | 36JL0009     | Kit Chain Sprocket-P200       | DV101048                      | Sprocket Output (14T)       | 1       |
|       |              |                               | JL141000                      | Chain O Ring Type           | 1       |
|       |              |                               | JL131228                      | Sprocket 39T O Ring Chain   | 1       |
| 3.    | 36JL0011     | Kit Valve Repaire-P200        | 39201719                      | Seal - Oil                  | 1       |
|       |              |                               | JF511215                      | Seat Valve Spring           | 1       |
|       |              |                               | JF511217                      | Valve Spring                | 1       |
|       |              |                               | JF511214                      | Retainer Valve Spring       | 1       |
|       |              |                               | DG101029                      | Collet                      | 2       |
| 4.    | 36JL0012     | Kit Tank Damper-P200          | JL171028                      | Damper Tank Cover Fr LH     | 1       |
|       |              |                               | JL171029                      | Damper Tank Cover Fr RH     | 1       |
|       |              |                               | JL171030                      | Damper Tank Cover Center LH | 1       |
|       |              |                               | JL171031                      | Damper Tank Cover Center RH | 1       |
|       |              |                               | JL171032                      | Damper Tank Cover Rear      | 1       |
|       |              |                               | JL171038                      | Beading Tank LH             | 1       |
| 5.    | 36JL0013     | Kit Seat Damper-P200          | JL191007                      | Damper For Seat             | 6       |
|       |              |                               | DK211007                      | Damper Seat Front           | 1       |
| 6.    | 36JL0014     | Kit Engine Gasket-P200        | JL541207                      | Gasket Clutch Cover         | 1       |
|       |              |                               | JL541208                      | Gasket Magneto Cover        | 1       |
|       |              |                               | JL521002                      | Gasket Cylinder Block       | 1       |
|       |              |                               | JL511022                      | Gasket Cylinder Head        | 1       |
|       |              |                               | JG541041                      | Gasket Crankcase            | 1       |
|       |              |                               | CS101128                      | Gasket                      | 1       |
|       |              |                               | JL511001                      | Gasket Head Cover(rubber)   | 1       |
|       |              |                               | JG591070                      | Gasket Exhaust              | 1       |
| 7.    | 36JL0003     | Kit Assly C'case LH-P200      | JL541019                      | Crankcase LH Black          | 1       |
|       |              |                               | JC101077                      | Plug Taper                  | 2       |
|       |              |                               | JG541021                      | Oil Nozzle                  | 1       |
|       |              |                               | JG541015                      | Needle Bearing HK 1514 RS   | 1       |
|       |              |                               | 39256220                      | Bearing - Needle Roller     | 1       |
|       |              |                               | JG541020                      | Jet Oil Crankcase RH        | 1       |

# Kit List



| Sr No | Kit Part No. | Kit Description           | Consisting of Following Parts |                                   |         |
|-------|--------------|---------------------------|-------------------------------|-----------------------------------|---------|
|       |              |                           | Part No.                      | Description                       | Qty/Kit |
| 8.    | 36JL0004     | Kit Assly C' Case RH-P200 | JL541010                      | Crankcase RH Black                | 1       |
|       |              |                           | BA102003                      | Plug - Oil Hole                   | 3       |
|       |              |                           | 39256220                      | Bearing - Needle Roller           | 1       |
|       |              |                           | JL541008                      | Pipe Breather Crankcase           | 1       |
| 9.    | 36JL0007     | Kit Block & Piston-P200   | JL521200                      | Piston Assly Compl                | 1       |
|       |              |                           | JL521004                      | Cylinder Block With Pipe Breather | 1       |
| 10.   | 36JL0010     | Kit Assly Cyl Head-P200   | JL511019                      | Cylinder Head                     | 1       |
|       |              |                           | 39128321                      | Ring - O                          | 1       |
|       |              |                           | JG511046                      | Stud (M8*1.25)                    | 2       |
| 11.   | 36JL0001     | Kit Chain Guide-P200      | JL531004                      | Guide Chain (Slack Side)          | 1       |
|       |              |                           | JL531005                      | Guide Chain (Tight Side)          | 1       |
| 12.   | 36JL0002     | Kit Asly Cl Cover-P200    | JL541206                      | Clutch Cover P2011                | 1       |
|       |              |                           | JC101077                      | Plug Taper                        | 1       |
|       |              |                           | JL541218                      | Jet Oil Cover Clutch              | 1       |
|       |              |                           | JG541021                      | Oil Nozzle                        | 2       |
|       |              |                           | 39199020                      | Bearing - Needle                  | 1       |
| 13.   | 36JU0001     | Kit Piston Ring-P200      | JU521206                      | Ring Piston Top                   | 1       |
|       |              |                           | JU521207                      | Ring Piston Second                | 1       |
|       |              |                           | JU521208                      | Ring Piston Oil                   | 1       |
| 14.   | 36JU0002     | Kit Friction Plate-P200   | JG551448                      | Friction Disk A                   | 5       |
|       |              |                           | JG551455                      | Disc C-Clutch Friction            | 1       |
| 15.   | 36JL0019     | Kit Jet P200              | -- ---- --                    | Jet Needle                        | 1       |
|       |              |                           | -- ---- --                    | Needle Jet                        | 1       |
|       |              |                           | -- ---- --                    | Je Holder                         | 1       |
|       |              |                           | -- ---- --                    | Main Jet                          | 1       |
|       |              |                           | DK121063                      | Pilot Jet                         | 1       |
| 16.   | 36JL0022     | Kit Piston Valve P200     | -- ---- --                    | Vacuum Piston Compl.              | 1       |
|       |              |                           | DK121055                      | Diaphragm                         | 1       |
|       |              |                           | DK121054                      | Spring                            | 1       |

# Kit List



| Sr No | Kit Part No. | Kit Description                     | Consisting of Following Parts |                               |         |
|-------|--------------|-------------------------------------|-------------------------------|-------------------------------|---------|
|       |              |                                     | Part No.                      | Description                   | Qty/Kit |
| 17.   | 36JL0020     | Kit VC Screw P200                   | -- ---- --                    | Screw Adjuster VC             | 1       |
|       |              |                                     | DH121130                      | O- Ring Screw VC              | 1       |
|       |              |                                     | DH121086                      | Spring Screw VC               | 1       |
|       |              |                                     | DH121087                      | Plain Washer                  | 1       |
|       |              |                                     | DH121088                      | O- Ring Screw VC              | 1       |
| 18.   | 36JL0021     | Kit Idling Screw P200               | -- ---- --                    | Screw Idling Adjustment       | 1       |
|       |              |                                     | DH121163                      | Plain Washer                  | 1       |
|       |              |                                     | DH121077                      | Spring                        | 1       |
| 19.   | 36JL0023     | Kit Gasket / 'O' ring P200          | DK121058                      | O-Ring / Gasket Float Chamber | 1       |
|       |              |                                     | DH121118                      | O-Ring - Drain Screw          | 1       |
|       |              |                                     | DH121088                      | O-Ring - VC Screw             | 1       |
|       |              |                                     | DH121130                      | O-Ring - VC Screw             | 1       |
| 20.   | 36JL0024     | Kit Jet Needle Hardware P200        | DD121056                      | Holder For Jet Needle         | 1       |
|       |              |                                     | DD121050                      | Spring-Jet Needle             | 1       |
|       |              |                                     | DD121052                      | Washer-Jet Needle             | 1       |
|       |              |                                     | Dd121054                      | E-Clip                        | 1       |
| 21    | 36JL0183     | Kit Saree Guard RH + Grab + Fitting | JL231409                      | Grab handle front             | 1       |
|       |              |                                     | JL231215                      | Saree guard RH                | 1       |
|       |              |                                     | JL181326                      | Grommet                       | 1       |
|       |              |                                     | LAC00074                      | Bolt socket M8 x 1.25 x L42   | 3       |
|       |              |                                     | JL231209                      | Plug saree guard              | 1       |
|       |              |                                     | JL231217                      | Plug                          | 2       |
|       |              |                                     | KACA0618                      | Bolt master KAC               | 1       |
|       |              |                                     |                               |                               |         |
|       |              |                                     |                               |                               |         |
|       |              |                                     |                               |                               |         |

# Kit List



| Sr No | Kit Part No. | Kit Description | Consisting of Following Parts |             |         |
|-------|--------------|-----------------|-------------------------------|-------------|---------|
|       |              |                 | Part No.                      | Description | Qty/Kit |
|       |              |                 |                               |             |         |
|       |              |                 |                               |             |         |
|       |              |                 |                               |             |         |
|       |              |                 |                               |             |         |
|       |              |                 |                               |             |         |
|       |              |                 |                               |             |         |
|       |              |                 |                               |             |         |
|       |              |                 |                               |             |         |
|       |              |                 |                               |             |         |
|       |              |                 |                               |             |         |



# Parts Index



| Part Number | Figure No. | Page No. | Part Number | Figure No. | Page No. |
|-------------|------------|----------|-------------|------------|----------|
| 01 1100 05  | 16         | 20       | 36 JL00 01  | 15         | 10       |
| 24 1213 65  | 21         | 42       | 36 JL00 05  | 3          | 14       |
| 30 1011 95  | 3          | 38       | 36 JL00 05  | 3          | 40       |
| 30 1510 82  | 9          | 78       | 36 JL00 07  | 1          | 12       |
| 30 1910 38  | 14         | 80       | 36 JL00 09  | 2          | 78       |
| 30 1910 48  | 3          | 128      | 36 JL00 10  | 4          | 6        |
| 30 2010 64  | 4          | 128      | 36 JL00 11  | 10         | 8        |
| 31 1011 73  | 7          | 14       | 36 JI00 12  | 5          | 96       |
| 31 1610 78  | 11         | 100      | 36 JL00 13  | 2          | 54       |
| 31 1610 78  | 29         | 106      | 36 JL00 14  | 17         | 26       |
| 31 2010 79  | 5          | 82       | 36 JL00 15  | 14A        | 62       |
| 33 1410 08  | 7          | 4        | 36 JL00 19  | 5          | 42       |
| 36 0010 52  | 4          | 150      | 36 JL00 20  | 6          | 42       |
| 36 0010 52  | 6          | 150      | 36 JL00 21  | 7          | 42       |
| 36 0010 55  | 8          | 150      | 36 JL00 22  | 8          | 42       |
| 36 0010 56  | 23         | 152      | 36 JL00 23  | 10         | 42       |
| 36 0010 58  | 2          | 150      | 36 JL00 24  | 9          | 42       |
| 36 0010 60  | 18         | 152      | 36 JL00 25  | 1          | 68       |
| 36 0010 61  | 1          | 150      | 36 JL00 28  | 13         | 148      |
| 36 0010 62  | 9          | 150      | 36 JL00 31  | 26         | 102      |
| 36 3140 04  | 10         | 150      | 36 JL00 39  | 11         | 28       |
| 36 DH19 02  | 4          | 74       | 36 JL00 41  | 24         | 64       |
| 36 DK01 61  | 8          | 90       | 36 JL00 46  | 1          | 36       |
| 36 DT00 34  | 14         | 74       | 36 JL00 60  | 13         | 148      |
| 36 DT00 36  | 12         | 74       | 36 JL00 61  | 13         | 148      |
| 36 DT00 39  | 17         | 80       | 36 JL00 94  | 1          | 26       |
| 36 DT00 40  | 18         | 80       | 36 JL00 95  | 2          | 22       |
| 36 DT00 55  | 3          | 40       | 36 JL01 14  | 13         | 142      |
| 36 DT00 79  | 2          | 22       | 36 JL01 15  | 17         | 144      |
| 36 DT00 80  | 1          | 26       | 36 JL01 16  | 16         | 142      |
| 36 JE00 22  | 23         | 42       | 36 JL01 17  | 14         | 142      |
| 36 JF00 81  | 15         | 74       | 36 JL01 18  | 13         | 142      |
| 36 JG00 04  | 2          | 30       | 36 JL01 19  | 17         | 144      |
| 36 JG00 11  | 7          | 58       | 36 JL01 20  | 16         | 142      |
| 36 JG00 83  | 20         | 80       | 36 JL01 21  | 14         | 142      |

# Parts Index



| Part Number | Figure No. | Page No. | Part Number | Figure No. | Page No. |
|-------------|------------|----------|-------------|------------|----------|
| 36 JL01 22  | 13         | 142      | 39 0705 01  | 14         | 124      |
| 36 JL01 23  | 17         | 144      | 39 0722 11  | 9          | 108      |
| 36 JL01 24  | 16         | 142      | 39 0732 12  | 28         | 34       |
| 36 JL01 25  | 14         | 142      | 39 0740 11  | 25         | 98       |
| 36 JL01 35  | 20         | 144      | 39 0746 01  | 21         | 24       |
| 36 JL01 41  | 2          | 84       | 39 0746 01  | 23         | 78       |
| 36 JL01 42  | 3          | 84       | 39 0808 08  | 6          | 20       |
| 36 JL01 83  | 18         | 134      | 39 0808 08  | 16         | 80       |
| 36 JL01 86  | 5          | 44       | 39 0840 01  | 12         | 72       |
| 36 JU00 01  | 2          | 12       | 39 0849 14  | 12         | 50       |
| 36 JU00 02  | 6          | 40       | 39 0900 12  | 11         | 72       |
| 36 JU00 15  | 15         | 128      | 39 0999 06  | 5          | 30       |
| 36 JU00 36  | 1          | 14       | 39 0999 06  | 11         | 36       |
| 36DH4029    | 11         | 150      | 39 0999 06  | 4          | 38       |
| 36DH4061    | 3          | 150      | 39 1041 19  | 10         | 36       |
| 36DH4071    | 12         | 150      | 39 1043 19  | 8          | 26       |
| 36DH4072    | 13         | 152      | 39 1046 19  | 15         | 36       |
| 37 0043 52  | 16         | 152      | 39 1053 15  | 19         | 60       |
| 37 0043 53  | 17         | 152      | 39 1054 11  | 22         | 98       |
| 37 2240 18  | 19         | 152      | 39 1055 15  | 20         | 64       |
| 37 2540 39  | 24         | 152      | 39 1062 04  | 9          | 56       |
| 39 0198 11  | 15         | 80       | 39 1076 01  | 20         | 102      |
| 39 0198 11  | 11         | 116      | 39 1180 11  | 3          | 86       |
| 39 0211 11  | 17         | 120      | 39 1197 04  | 18         | 102      |
| 39 0239 11  | 8          | 44       | 39 1225 15  | 3          | 122      |
| 39 0239 11  | 15         | 66       | 39 1283 21  | 9          | 6        |
| 39 0239 11  | 19         | 102      | 39 1507 11  | 9          | 128      |
| 39 0242 11  | 9          | 66       | 39 1537 21  | 7A         | 36       |
| 39 0265 12  | 10         | 114      | 39 1551 04  | 27         | 34       |
| 39 0291 15  | 3          | 110      | 39 1665 11  | 15         | 28       |
| 39 0326 15  | 11         | 66       | 39 1672 04  | 5          | 94       |
| 39 0422 15  | 11         | 68       | 39 1673 04  | 10         | 6        |
| 39 0454 11  | 11         | 60       | 39 1681 04  | 10         | 124      |
| 39 0553 02  | 12         | 60       | 39 1689 04  | 5          | 68       |
| 39 0594 17  | 28         | 24       | 39 1769 04  | 2          | 82       |

# Parts Index



| Part Number | Figure No. | Page No. |
|-------------|------------|----------|
| 39 1769 04  | 5          | 124      |
| 39 1773 04  | 6          | 26       |
| 39 1776 02  | 25         | 102      |
| 39 1776 02  | 6          | 108      |
| 39 1778 02  | 7          | 100      |
| 39 1778 02  | 7          | 104      |
| 39 1780 01  | 16         | 42       |
| 39 1781 01  | 13         | 100      |
| 39 1781 01  | 14         | 116      |
| 39 1791 04  | 5          | 62       |
| 39 1791 04  | 6          | 82       |
| 39 1791 04  | 3          | 114      |
| 39 1907 01  | 8          | 100      |
| 39 1907 01  | 8          | 124      |
| 39 1907 01  | 13         | 126      |
| 39 1913 04  | 11         | 54       |
| 39 1931 20  | 2          | 14       |
| 39 1931 20  | 6          | 14       |
| 39 1931 20  | 3          | 22       |
| 39 1941 04  | 4          | 68       |
| 39 1943 04  | 8          | 66       |
| 39 1943 04  | 21         | 98       |
| 39 1943 04  | 17A        | 102      |
| 39 1943 04  | 10         | 116      |
| 39 1944 04  | 5          | 32       |
| 39 1944 04  | 23         | 34       |
| 39 1944 04  | 4          | 52       |
| 39 1944 04  | 5          | 58       |
| 39 1944 04  | 14         | 128      |
| 39 1946 04  | 7          | 66       |
| 39 1946 04  | 5          | 68       |
| 39 1946 04  | 18         | 98       |
| 39 1951 04  | 3          | 56       |
| 39 1954 04  | 18         | 64       |
| 39 1956 04  | 10         | 128      |

| Part Number | Figure No. | Page No. |
|-------------|------------|----------|
| 39 1958 04  | 13         | 84       |
| 39 1972 15  | 15         | 124      |
| 39 1990 20  | 2          | 36       |
| 39 2005 11  | 18         | 22       |
| 39 2017 19  | 1          | 8        |
| 39 2038 04  | 6          | 66       |
| 39 2038 04  | 17         | 78       |
| 39 2038 04  | 7A         | 134      |
| 39 2060 04  | 13         | 68       |
| 39 2060 04  | 3          | 100      |
| 39 2132 17  | 5          | 12       |
| 39 2140 04  | 21         | 80       |
| 39 2141 24  | 7          | 94       |
| 39 2141 24  | 9          | 100      |
| 39 2141 24  | 19         | 104      |
| 39 2141 24  | 13         | 116      |
| 39 2141 24  | 2          | 124      |
| 39 2141 24  | 3          | 126      |
| 39 2158 11  | 2          | 16       |
| 39 2159 11  | 24         | 16       |
| 39 2165 11  | 4          | 14       |
| 39 2165 11  | 8          | 50       |
| 39 2166 11  | 13         | 16       |
| 39 2181 06  | 3          | 12       |
| 39 2200 11  | 10         | 14       |
| 39 2200 11  | 12         | 40       |
| 39 2203 07  | 5          | 14       |
| 39 2204 04  | 14         | 32       |
| 39 2205 04  | 10         | 128      |
| 39 2241 20  | 3          | 72       |
| 39 2241 20  | 3          | 78       |
| 39 2242 20  | 4          | 78       |
| 39 2381 04  | 3          | 96       |
| 39 2420 01  | 10         | 66       |
| 39 2420 01  | 24         | 80       |

# Parts Index



| Part Number | Figure No. | Page No. |
|-------------|------------|----------|
| 39 2427 04  | 10         | 86       |
| 39 2440 11  | 12         | 8        |
| 39 2453 04  | 9          | 20       |
| 39 2469 04  | 6          | 68       |
| 39 2475 04  | 5          | 62       |
| 39 2475 04  | 6          | 82       |
| 39 2476 04  | 17         | 124      |
| 39 2484 15  | 7          | 96       |
| 39 2484 15  | 15         | 124      |
| 39 2492 11  | 12         | 48       |
| 39 2535 15  | 22         | 120      |
| 39 2562 20  | 20         | 22       |
| 39 2562 20  | 13         | 26       |
| 39 2601 20  | 11         | 22       |
| 39 2602 20  | 8          | 22       |
| 39 2606 07  | 3          | 18       |
| 39 2606 07  | 16         | 28       |
| 39 2608 01  | 15         | 6        |
| 39 2629 21  | 8          | 6        |
| 39 2669 21  | 10         | 10       |
| 39 2699 20  | 16         | 6        |
| 39 2704 11  | 35         | 34       |
| 39 2711 15  | 29         | 34       |
| 39 2723 15  | 6          | 56       |
| 39 2723 15  | 13         | 134      |
| 39 2754 04  | 11         | 48       |
| 39 2758 21  | 6A         | 96       |
| 52 JF00 62  | 4          | 20       |
| 52 JL00 54  | 8          | 138      |
| 52 JL00 54  | 8          | 146      |
| 52 JL00 55  | 9          | 138      |
| 52 JL00 55  | 9          | 148      |
| 52 JL00 59  | 6          | 138      |
| 52 JL00 65  | 6          | 138      |
| 52 JL00 65  | 4          | 146      |

| Part Number | Figure No. | Page No. |
|-------------|------------|----------|
| 52 JL00 66  | 6          | 138      |
| 52 JL00 67  | 6          | 138      |
| 52 JL00 72  | 17         | 68       |
| 52 JL00 73  | 1          | 36       |
| 52 JL01 41  | 5          | 72       |
| 52 JL01 42  | 16         | 78       |
| 52 JL01 58  | 8          | 62       |
| 52 JL01 59  | 2          | 62       |
| 52 JL01 88  | 6          | 138      |
| 52 JL01 89  | 6          | 138      |
| 52 JL01 90  | 6          | 138      |
| 52 JL01 91  | 5          | 138      |
| 52 JL01 92  | 4          | 136      |
| 52 JL01 93  | 5          | 138      |
| 52 JL01 94  | 4          | 136      |
| 52 JL01 95  | 5          | 138      |
| 52 JL01 96  | 4          | 136      |
| 52 JL01 97  | 5          | 138      |
| 52 JL01 98  | 4          | 136      |
| 52 JL02 16  | 2          | 136      |
| 52 JL02 17  | 3          | 136      |
| 52 JL02 18  | 2          | 136      |
| 52 JL02 19  | 3          | 136      |
| 52 JL02 20  | 2          | 136      |
| 52 JI02 21  | 3          | 136      |
| 52 JL03 49  | 3          | 146      |
| 52 JL03 50  | 3          | 146      |
| 52 JL03 51  | 3          | 146      |
| 52 JL03 52  | 2          | 146      |
| 52 JL03 53  | 2          | 146      |
| 52 JL03 54  | 2          | 146      |
| 52 JL03 55  | 5          | 146      |
| 52 JL03 56  | 5          | 146      |
| 52 JL03 57  | 5          | 146      |
| 52 JL04 20  | 1          | 20       |

# Parts Index



| Part Number | Figure No. | Page No. | Part Number | Figure No. | Page No. |
|-------------|------------|----------|-------------|------------|----------|
| 52 JL08 92  | 1          | 36       | 56 JL10 X3  | 7          | 138      |
| 52 JL09 17  | 1          | 140      | 56 JL14 4R  | 6          | 146      |
| 52 JL09 18  | 5          | 140      | 56 JL14 5N  | 6          | 146      |
| 52 JL09 19  | 4          | 140      | 56 JL14 X3  | 6          | 146      |
| 52 JL09 20  | 7          | 140      | 56 JL15 4R  | 7          | 146      |
| 52 JL09 26  | 1          | 140      | 56 JL15 5N  | 7          | 146      |
| 52 JL09 27  | 5          | 140      | 56 JL15 X3  | 7          | 146      |
| 52 JL09 28  | 4          | 140      | 56 JL1W 3V  | 1          | 38       |
| 52 JL09 29  | 7          | 140      | 56 JL20 42  | 2          | 140      |
| 52 JL09 35  | 1          | 140      | 56 JL20 45  | 2          | 140      |
| 52 JL09 36  | 5          | 140      | 56 JL20 46  | 2          | 140      |
| 52 JL09 37  | 4          | 140      | 56 JL20 X3  | 2          | 136      |
| 52 JL09 38  | 7          | 140      | 56 JL21 42  | 3          | 140      |
| 52 JL09 92  | 8          | 140      | 56 JL21 45  | 3          | 140      |
| 52 JL09 93  | 8          | 140      | 56 JL21 46  | 3          | 140      |
| 52 JL09 94  | 8          | 140      | 56 JL21 X3  | 3          | 136      |
| 52 JL09 96  | 9          | 142      | 56 JL22 4R  | 1          | 146      |
| 52 JL09 97  | 9          | 142      | 56 JL22 5N  | 1          | 146      |
| 52 JL09 98  | 9          | 142      | 56 JL22 X3  | 1          | 136      |
| 52 JL10 18  | 6          | 140      | 56 JL22 X3  | 1          | 146      |
| 52 JL10 19  | 6          | 140      | 56 JL31 5X  | 2          | 86       |
| 52 JL10 20  | 6          | 140      | 56 JL32 5X  | 6          | 86       |
| 52 JL10 35  | 2          | 62       | 56 JL33 5X  | 18         | 92       |
| 52 JY01 85  | 9          | 50       | 56 JL38 31  | 18         | 144      |
| 56 JL01 01  | 14         | 62       | 56 JL38 4R  | 18         | 144      |
| 56 JL02 01  | 15         | 62       | 56 JL38 5Y  | 18         | 144      |
| 56 JL02 3G  | 9          | 124      | 56 JL39 31  | 19         | 144      |
| 56 JL04 01  | 2          | 96       | 56 JL39 4R  | 19         | 144      |
| 56 JL06 01  | 1          | 56       | 56 JL39 5Y  | 19         | 144      |
| 56 JL07 01  | 2          | 56       | 56 JL3Y 1Y  | 1          | 62       |
| 56 JL07 3G  | 13         | 62       | 56 JL4J 1Y  | 12         | 62       |
| 56 JL08 3G  | 17         | 64       | 56 JL4K 1Y  | 16         | 64       |
| 56 JL10 4R  | 7          | 138      | 56 JL4L 1Y  | 13         | 62       |
| 56 JL10 5N  | 7          | 138      | 56 JL4M 1Y  | 17         | 64       |
| 56 JL10 5Y  | 7          | 138      | 56 JL5F 1Y  | 1          | 62       |

# Parts Index



| Part Number | Figure No. | Page No. | Part Number | Figure No. | Page No. |
|-------------|------------|----------|-------------|------------|----------|
| 56 JL66 4X  | 15         | 148      | DD 1110 12  | 11         | 52       |
| 56 JL67 4X  | 16         | 148      | DD 1412 27  | 17         | 98       |
| 59 0200 01  | 14         | 100      | DD 2010 02  | 12         | 124      |
| 59 0400 14  | 17         | 100      | DE 1510 46  | 10         | 80       |
| 59 2000 06  | 11         | 26       | DE 1510 47  | 3          | 76       |
| 59 2000 28  | 14         | 22       | DE 1510 47  | 9          | 80       |
| 59 2000 36  | 2          | 28       | DE 1910 10  | 10         | 74       |
| 59 2100 19  | 10         | 72       | DE 1910 10  | 8          | 80       |
| 62 3050 84  | 22         | 152      | DE 1910 10  | 11         | 84       |
| 75 6802 36  | 20         | 152      | DE 1910 28  | 7          | 74       |
| 76 0109 36  | 14         | 152      | DE 1910 29  | 6          | 74       |
| 76 0109 37  | 15         | 152      | DE 1910 33  | 15         | 74       |
| 83 0201 73  | 7          | 150      | DF 1611 02  | 12         | 68       |
| 83 0203 25  | 3          | 150      | DG 1010 29  | 9          | 8        |
| 83 0203 34  | 1          | 150      | DG 1014 18  | 8          | 36       |
| 83 0203 68  | 5          | 150      | DG 1014 56  | 10         | 26       |
| 83 0204 11  | 1          | 150      | DG 1210 02  | 12         | 44       |
| 83 0204 73  | 5          | 150      | DG 1410 28  | 26         | 98       |
| AA 1014 37  | 9          | 22       | DG 1510 05  | 4          | 72       |
| AA 1014 37  | 17         | 36       | DG 1611 24  | 2          | 68       |
| AA 1410 67  | 8          | 4        | DG 1710 15  | 17         | 60       |
| AK 2010 12  | 18A        | 130      | DG 1710 16  | 4          | 60       |
| AN 1013 48  | 15         | 58       | DG 1710 17  | 19         | 60       |
| AN 1110 15  | 13         | 52       | DG 1710 18  | 5          | 60       |
| AP 1012 36  | 3          | 10       | DG 1710 19  | 6          | 60       |
| AP 2010 25  | 18         | 130      | DG 1810 03  | 28         | 92       |
| BA 1220 03  | 34         | 34       | DG 1810 04  | 27         | 92       |
| BA 1220 03  | 29         | 98       | DG 1810 08  | 8          | 86       |
| BF 5510 37  | 6          | 16       | DG 1810 08  | 25         | 92       |
| BF 5510 37  | 15         | 16       | DH 10 13 89 | 13         | 50       |
| BF 5610 20  | 13         | 26       | DH 1010 48  | 9          | 28       |
| BF 5610 20  | 22         | 26       | DH 1011 99  | 6          | 52       |
| CB 1210 42  | 12         | 42       | DH 1012 35  | 12         | 16       |
| CS 1011 28  | 12         | 10       | DH 1012 95  | 11         | 8        |
| DD 1110 11  | 18         | 52       | DH 1013 81  | 3          | 26       |

# Parts Index



| Part Number | Figure No. | Page No. | Part Number | Figure No. | Page No. |
|-------------|------------|----------|-------------|------------|----------|
| DH 1013 83  | 2          | 26       | DJ 1910 82  | 11         | 86       |
| DH 1013 88  | 22         | 36       | DJ 1910 83  | 12         | 86       |
| DH 1013 92  | 14         | 10       | DJ 2010 52  | 24         | 130      |
| DH 1013 96  | 9          | 50       | DJ 2011 00  | 9          | 74       |
| DH 1015 09  | 3          | 20       | DJ 2011 09  | 27         | 88       |
| DH 1016 07  | 5          | 48       | DJ 2011 73  | 17         | 66       |
| DH 1016 48  | 13         | 40       | DJ 2012 46  | 13         | 86       |
| DH 1021 17  | 9          | 36       | DJ 2210 19  | 1          | 132      |
| DH 1110 13  | 16         | 52       | DK 1012 25  | 14         | 6        |
| DH 1110 16  | 17         | 52       | DK 1012 84  | 5          | 52       |
| DH 1210 63  | 14         | 42       | DK 1013 52  | 25         | 16       |
| DH 1210 64  | 13         | 42       | DK 1013 86  | 10         | 28       |
| DH 1611 46  | 16         | 68       | DK 1016 10  | 11         | 48       |
| DH 1611 58  | 12         | 100      | DK 1110 11  | 20         | 52       |
| DH 1910 06  | 9          | 82       | DK 1110 28  | 8          | 52       |
| DH 1910 13  | 4          | 82       | DK 1210 47  | 15         | 42       |
| DH 1910 17  | 17         | 88       | DK 1510 12  | 9          | 78       |
| DJ 1013 12  | 27         | 16       | DK 1510 13  | 8          | 78       |
| DJ 1510 74  | 6          | 76       | DK 1510 15  | 14         | 78       |
| DJ 1510 75  | 7          | 76       | DK 1510 26  | 2          | 70       |
| DJ 1610 69  | 3          | 66       | DK 1510 31  | 2          | 80       |
| DJ 1610 91  | 22         | 66       | DK 1510 36  | 1          | 78       |
| DJ 1612 29  | 4          | 100      | DK 1510 45  | 19         | 80       |
| DJ 1612 29  | 18         | 124      | DK 1510 63  | 7          | 80       |
| DJ 1810 29  | 15         | 120      | DK 1510 69  | 11         | 74       |
| DJ 1810 64  | 16         | 120      | DK 1510 69  | 4          | 80       |
| DJ 1810 65  | 2          | 32       | DK 1510 69  | 12         | 84       |
| DJ 1810 65  | 22         | 34       | DK 1510 73  | 17         | 80       |
| DJ 1810 65  | 9          | 94       | DK 1510 74  | 18         | 80       |
| DJ 1910 23  | 14         | 74       | DK 1510 81  | 20         | 78       |
| DJ 1910 29  | 2          | 74       | DK 1510 82  | 21         | 78       |
| DJ 1910 30  | 3          | 74       | DK 1510 83  | 1          | 80       |
| DJ 1910 31  | 5          | 74       | DK 1510 85  | 13         | 80       |
| DJ 1910 56  | 8          | 74       | DK 1510 88  | 11         | 80       |
| DJ 1910 57  | 1          | 74       | DK 1510 89  | 12         | 80       |

# Parts Index



| Part Number | Figure No. | Page No. | Part Number | Figure No. | Page No. |
|-------------|------------|----------|-------------|------------|----------|
| DK 1612 09  | 5          | 110      | DS 1612 87  | 6          | 54       |
| DK 1810 06  | 4          | 90       | DS 1910 52  | 28         | 88       |
| DK 1810 07  | 5          | 90       | DS 2010 25  | 19         | 130      |
| DK 1810 09  | 14A        | 90       | DT 1130 14  | 22         | 64       |
| DK 1810 10  | 14B        | 90       | DT 1130 15  | 23         | 64       |
| DK 1810 11  | 14E        | 90       | DT 1138 48  | 18         | 60       |
| DK 1810 12  | 14C        | 90       | DT 1138 49  | 21         | 46       |
| DK 1810 13  | 14D        | 90       | DT 1138 50  | 4          | 84       |
| DK 1810 15  | 11         | 90       | DT 1138 54  | 35         | 102      |
| DK 1810 17  | 9          | 90       | DT 1138 55  | 14         | 58       |
| DK 1810 18  | 7          | 90       | DT 1210 40  | 3          | 90       |
| DK 1810 20  | 10         | 90       | DT 1310 17  | 2A         | 72       |
| DK 1810 21  | 6          | 90       | DT 1310 18  | 1          | 70       |
| DK 1810 22  | 16         | 92       | DT 1318 02  | 5          | 72       |
| DK 1810 23  | 17         | 92       | DT 1318 17  | 2          | 80       |
| DK 1810 25  | 23         | 92       | DT 1318 26  | 1          | 80       |
| DK 1810 28  | 24         | 92       | DT 1318 32  | 14         | 84       |
| DK 1810 75  | 10         | 58       | DT 1318 37  | 9          | 84       |
| DK 1810 76  | 11         | 58       | DT 1318 49  | 15         | 84       |
| DK 2010 43  | 9          | 120      | DT 1318 53  | 1          | 76       |
| DK 2010 44  | 21         | 118      | DT 1318 66  | 2          | 80       |
| DK 2110 07  | 3          | 54       | DT 1318 72  | 9          | 84       |
| DK 2210 24  | 2          | 132      | DT 1318 75  | 8          | 84       |
| DL 1610 15  | 21         | 102      | DT 1318 78  | 16         | 72       |
| DP 1011 14  | 16         | 40       | DT 1610 05  | 16         | 88       |
| DP 1011 43  | 15         | 40       | DT 1810 00  | 5          | 114      |
| DP 1011 91  | 23         | 24       | DT 1810 10  | 13         | 104      |
| DP 1611 45  | 16         | 124      | DT 1810 10  | 16         | 110      |
| DP 1611 45  | 25         | 124      | DT 1813 10  | 20         | 120      |
| DP 1611 45  | 10         | 126      | DT 1813 11  | 21         | 120      |
| DS 1011 54  | 8          | 28       | DT 1813 22  | 13         | 58       |
| DS 1012 15  | 9          | 36       | DT 1814 14  | 4          | 114      |
| DS 1211 26  | 13         | 44       | DT 1814 15  | 6          | 114      |
| DS 1410 12  | 3          | 108      | DT 1814 34  | 6A         | 66       |
| DS 1611 25  | 2          | 66       | DT 1814 35  | 23         | 66       |

# Parts Index



| Part Number | Figure No. | Page No. | Part Number | Figure No. | Page No. |
|-------------|------------|----------|-------------|------------|----------|
| DT 2326 01  | 18         | 88       | JC 1810 23  | 20         | 92       |
| DT 2326 06  | 2          | 96       | JC 2010 43  | 4          | 112      |
| DT 4020 06  | 7A         | 128      | JC 2010 46  | 9          | 72       |
| DT 4024 04  | 18         | 72       | JD 1138 00  | 20         | 124      |
| DT 4024 04  | 24         | 78       | JD 1138 14  | 14         | 4        |
| DT 5112 39  | 1          | 10       | JD 1138 15  | 15         | 4        |
| DT 5112 61  | 4          | 8        | JD 1318 11  | 6          | 72       |
| DT 5112 62  | 5          | 8        | JD 1710 18  | 34         | 102      |
| DT 5410 19  | 5          | 36       | JD 1710 59  | 20         | 46       |
| DT 5412 12  | 1          | 36       | JD 1910 06  | 8          | 54       |
| DT 5514 00  | 1          | 40       | JD 3512 07  | 12         | 52       |
| DT 5514 01  | 8          | 40       | JD 3518 00  | 17         | 42       |
| DT 5514 02  | 5          | 40       | JD 4010 07  | 11         | 124      |
| DT 5514 03  | 10         | 40       | JD 4010 23  | 21         | 124      |
| DT 5514 08  | 7          | 40       | JD 4022 12  | 21         | 130      |
| DT 5514 09  | 1          | 40       | JD 4022 17  | 22         | 130      |
| DT 5514 12  | 2          | 40       | JD 5614 16  | 5          | 20       |
| DT 5612 06  | 10         | 20       | JE 5412 18  | 26         | 24       |
| DU 1012 25  | 7          | 10       | JE 5810 39  | 12         | 4        |
| DV 1010 48  | 29         | 16       | JF 1130 07  | 21B        | 64       |
| EC 4010 30  | 22         | 118      | JF 1130 08  | 22         | 64       |
| EC 5610 23  | 2          | 18       | JF 1130 09  | 2          | 62       |
| FD 2110 06  | 5          | 54       | JF 1138 38  | 13         | 46       |
| GH 2010 12  | 4          | 122      | JF 1318 16  | 8          | 74       |
| JA 1134 03  | 5          | 56       | JF 1716 07  | 9          | 46       |
| JA 3516 27  | 14         | 50       | JF 1718 04  | 12         | 46       |
| JA 5410 48  | 15         | 26       | JF 1718 06  | 19         | 46       |
| JA 5412 33  | 2          | 38       | JF 1718 07  | 16         | 46       |
| JA 5813 14  | 11         | 42       | JF 4010 16  | 18         | 66       |
| JB 1812 23  | 10         | 94       | JF 5112 07  | 7          | 8        |
| JB 1812 23  | 5          | 110      | JF 5112 28  | 1          | 10       |
| JC 1010 34  | 9          | 10       | JG 1134 07  | 7          | 66       |
| JC 1510 19  | 3          | 112      | JG 1138 26  | 8          | 84       |
| JC 1510 20  | 8          | 72       | JG 1220 28  | 2          | 114      |
| JC 1810 22  | 21         | 92       | JG 1310 01  | 2          | 72       |

# Parts Index



| Part Number | Figure No. | Page No. | Part Number | Figure No. | Page No. |
|-------------|------------|----------|-------------|------------|----------|
| JG 1312 19  | 6          | 78       | JG 5312 12  | 4          | 28       |
| JG 1318 21  | 5          | 80       | JG 5312 15  | 5          | 28       |
| JG 1510 22  | 17         | 88       | JG 5312 20  | 2          | 10       |
| JG 1610 08  | 12         | 86       | JG 5312 28  | 3          | 28       |
| JG 1610 10  | 1          | 74       | JG 5312 29  | 4          | 28       |
| JG 1710 29  | 20         | 34       | JG 5410 15  | 12         | 26       |
| JG 1710 29  | 17         | 46       | JG 5410 41  | 16         | 26       |
| JG 1812 35  | 3          | 116      | JG 5410 43  | 15         | 50       |
| JG 1812 36  | 2          | 116      | JG 5410 44  | 5          | 26       |
| JG 1812 38  | 2          | 110      | JG 5410 45  | 22         | 24       |
| JG 1812 59  | 12         | 110      | JG 5410 46  | 4          | 22       |
| JG 1910 08  | 4          | 54       | JG 5410 58  | 18         | 26       |
| JG 2326 01  | 9          | 54       | JG 5410 59  | 10         | 22       |
| JG 2326 06  | 10         | 54       | JG 5410 63  | 4          | 26       |
| JG 3510 19  | 10         | 50       | JG 5410 68  | 1          | 6        |
| JG 3512 09  | 9          | 52       | JG 5412 30  | 7          | 36       |
| JG 3514 00  | 13         | 6        | JG 5412 31  | 16         | 36       |
| JG 4016 01  | 8          | 128      | JG 5510 00  | 22         | 16       |
| JG 4018 08  | 12         | 128      | JG 5510 10  | 26         | 16       |
| JG 5090 03  | 7          | 30       | JG 5510 13  | 3          | 16       |
| JG 5110 21  | 3          | 2        | JG 5510 15  | 5          | 36       |
| JG 5110 22  | 4          | 2        | JG 5510 17  | 4          | 36       |
| JG 5110 46  | 5          | 6        | JG 5510 20  | 5          | 16       |
| JG 5112 69  | 7          | 10       | JG 5510 20  | 18         | 16       |
| JG 5112 70  | 13         | 10       | JG 5510 21  | 19         | 16       |
| JG 5310 27  | 8          | 14       | JG 5510 22  | 10         | 16       |
| JG 5310 31  | 9          | 14       | JG 5510 25  | 11         | 16       |
| JG 5310 39  | 13         | 14       | JG 5510 27  | 1          | 16       |
| JG 5310 39  | 5          | 50       | JG 5510 31  | 26         | 16       |
| JG 5310 40  | 14         | 14       | JG 5512 13  | 4          | 16       |
| JG 5310 40  | 6          | 50       | JG 5512 14  | 7          | 16       |
| JG 5310 41  | 12         | 14       | JG 5512 15  | 20         | 16       |
| JG 5310 41  | 4          | 50       | JG 5512 20  | 8          | 16       |
| JG 5312 07  | 7          | 28       | JG 5512 22  | 16         | 16       |
| JG 5312 11  | 3          | 28       | JG 5512 23  | 17         | 16       |

# Parts Index



| Part Number | Figure No. | Page No. | Part Number | Figure No. | Page No. |
|-------------|------------|----------|-------------|------------|----------|
| JL 1312 32  | 6          | 78       | JL 1510 53  | 24         | 88       |
| JL 1318 02  | 12         | 74       | JL 1510 54  | 25         | 88       |
| JL 1318 03  | 3          | 80       | JL 1610 01  | 1          | 82       |
| JL 1318 04  | 1          | 76       | JL 1610 03  | 15         | 86       |
| JL 1318 05  | 5          | 76       | JL 1610 06  | 8          | 82       |
| JL 1318 06  | 2          | 76       | JL 1610 08  | 16         | 88       |
| JL 1318 07  | 4          | 76       | JL 1610 10  | 3          | 82       |
| JL 1318 11  | 12         | 66       | JL 1610 13  | 11         | 86       |
| JL 1318 30  | 7          | 76       | JL 1610 15  | 11         | 86       |
| JL 1318 31  | 6          | 76       | JL 1612 00  | 2          | 112      |
| JL 1318 34  | 1          | 80       | JL 1612 01  | 1          | 112      |
| JL 1318 41  | 22         | 80       | JL 1612 06  | 1          | 112      |
| JL 1318 77  | 25         | 80       | JL 1612 07  | 2          | 112      |
| JL 1318 78  | 23         | 80       | JL 1710 18  | 20         | 98       |
| JL 1319 18  | 8          | 74       | JL 1710 19  | 19         | 98       |
| JL 1319 19  | 12         | 74       | JL 1710 20  | 12         | 58       |
| JL 1319 26  | 1          | 84       | JL 1710 20  | 23         | 98       |
| JL 1319 28  | 3A         | 82       | JL 1710 22  | 2A         | 100      |
| JL 1319 32  | 5          | 76       | JL 1710 24  | 5          | 100      |
| JL 1510 02  | 2          | 90       | JL 1710 24  | 17         | 104      |
| JL 1510 03  | 3          | 90       | JL 1710 24  | 21         | 104      |
| JL 1510 04  | 13         | 90       | JL 1710 35  | 12         | 96       |
| JL 1510 12  | 12         | 90       | JL 1710 36  | 11         | 96       |
| JL 1510 21  | 1          | 86       | JL 1710 37  | 8          | 96       |
| JL 1510 23  | 18         | 88       | JL 1710 38  | 28         | 98       |
| JL 1510 24  | 1          | 90       | JL 1710 40  | 20         | 104      |
| JL 1510 26  | 2          | 86       | JL 1710 44  | 1          | 96       |
| JL 1510 28  | 5          | 86       | JL 1710 45  | 2          | 136      |
| JL 1510 30  | 6          | 86       | JL 1710 46  | 3          | 136      |
| JL 1510 32  | 18         | 92       | JL 1710 46  | 3          | 136      |
| JL 1510 34  | 7          | 86       | JL 1710 48  | 6          | 100      |
| JL 1510 35  | 9          | 86       | JL 1710 49  | 4          | 96       |
| JL 1510 36  | 26         | 92       | JL 1710 57  | 1          | 100      |
| JL 1510 37  | 22         | 92       | JL 1710 60  | 14         | 96       |
| JL 1510 38  | 2A         | 86       | JL 1710 61  | 16         | 100      |

# Parts Index



| Part Number | Figure No. | Page No. | Part Number | Figure No. | Page No. |
|-------------|------------|----------|-------------|------------|----------|
| JL 1710 62  | 15         | 100      | JL 1812 25  | 16         | 60       |
| JL 1710 63  | 9          | 96       | JL 1812 32  | 6          | 94       |
| JL 1710 70  | 15         | 104      | JL 1812 33  | 5          | 138      |
| JL 1710 71  | 16         | 104      | JL 1812 34  | 4          | 136      |
| JL 1710 78  | 32         | 102      | JL 1812 35  | 19         | 92       |
| JL 1710 81  | 1          | 96       | JL 1812 35  | 18         | 118      |
| JL 1710 85  | 30         | 98       | JL 1812 36  | 15         | 116      |
| JL 1710 96  | 24         | 98       | JL 1812 37  | 17         | 116      |
| JL 1710 99  | 2          | 100      | JL 1812 41  | 4          | 110      |
| JL 1710 99  | 2A         | 100      | JL 1812 45  | 3          | 120      |
| JL 1716 00  | 2          | 96       | JL 1812 47  | 5          | 116      |
| JL 1716 07  | 18         | 46       | JL 1812 49  | 16         | 116      |
| JL 1718 00  | 13         | 96       | JL 1812 53  | 13         | 114      |
| JL 1718 01  | 16         | 98       | JL 1812 56  | 3          | 32       |
| JL 1718 02  | 10         | 96       | JL 1812 57  | 28         | 118      |
| JL 1718 03  | 15         | 96       | JL 1812 64  | 26         | 130      |
| JL 1718 10  | 1          | 96       | JL 1812 83  | 26         | 118      |
| JL 1718 23  | 28         | 102      | JL 1812 84  | 27         | 118      |
| JL 1718 24  | 29         | 102      | JL 1812 88  | 1          | 108      |
| JL 1718 37  | 6          | 46       | JL 1812 93  | 12         | 100      |
| JL 1810 05  | 7          | 138      | JL 1812 97  | 15         | 114      |
| JL 1810 06  | 5          | 114      | JL 1813 07  | 16         | 114      |
| JL 1810 08  | 1          | 116      | JL 1813 17  | 8          | 94       |
| JL 1810 19  | 1          | 94       | JL 1814 02  | 4          | 66       |
| JL 1810 25  | 9          | 110      | JL 1814 05  | 1          | 66       |
| JL 1812 03  | 6          | 116      | JL 1814 07  | 6          | 114      |
| JL 1812 05  | 1          | 114      | JL 1814 08  | 7          | 114      |
| JL 1812 09  | 13         | 66       | JL 1814 09  | 4          | 114      |
| JL 1812 14  | 23         | 102      | JL 1814 10  | 12         | 114      |
| JL 1812 14  | 4          | 108      | JL 1814 11  | 5          | 66       |
| JL 1812 18  | 11         | 128      | JL 1814 11  | 6A         | 66       |
| JL 1812 19  | 22         | 102      | JL 1814 16  | 14         | 120      |
| JL 1812 20  | 22         | 102      | JL 1814 17  | 5          | 120      |
| JL 1812 21  | 14         | 66       | JL 1814 24  | 4          | 104      |
| JL 1812 24  | 15         | 60       | JL 1814 25  | 3          | 104      |

# Parts Index



| Part Number | Figure No. | Page No. |
|-------------|------------|----------|
| JG 5512 24  | 21         | 16       |
| JG 5512 25  | 23         | 16       |
| JG 5512 27  | 9          | 16       |
| JG 5512 28  | 14         | 16       |
| JG 5514 23  | 14         | 40       |
| JG 5514 27  | 2          | 40       |
| JG 5514 28  | 4          | 40       |
| JG 5514 43  | 8          | 40       |
| JG 5514 47  | 7          | 40       |
| JG 5514 48  | 6          | 40       |
| JG 5514 49  | 5          | 40       |
| JG 5514 51  | 11         | 40       |
| JG 5514 55  | 6          | 40       |
| JG 5610 09  | 17         | 22       |
| JG 5610 10  | 4          | 18       |
| JG 5610 11  | 1          | 18       |
| JG 5610 12  | 7          | 18       |
| JG 5610 13  | 8          | 18       |
| JG 5610 16  | 9          | 18       |
| JG 5612 00  | 10         | 20       |
| JG 5612 04  | 15         | 22       |
| JG 5612 05  | 16         | 22       |
| JG 5612 15  | 11         | 18       |
| JG 5612 15  | 11         | 20       |
| JG 5612 17  | 13         | 20       |
| JG 5612 18  | 12         | 20       |
| JG 5612 22  | 5          | 18       |
| JG 5612 25  | 10         | 18       |
| JG 5612 26  | 19         | 22       |
| JG 5612 32  | 12         | 20       |
| JG 5710 14  | 24         | 24       |
| JG 5710 16  | 25         | 24       |
| JG 5710 18  | 3          | 30       |
| JG 5710 24  | 14         | 26       |
| JG 5810 14  | 30         | 34       |

| Part Number | Figure No. | Page No. |
|-------------|------------|----------|
| JG 5810 14  | 8          | 58       |
| JG 5812 42  | 9          | 44       |
| JG 5814 42  | 22         | 42       |
| JG 5910 38  | 3          | 48       |
| JG 5910 39  | 6          | 48       |
| JG 5910 53  | 13         | 48       |
| JG 5910 70  | 10         | 48       |
| JG 5910 88  | 15         | 48       |
| JG 5910 97  | 8          | 48       |
| JG 6010 05  | 6          | 28       |
| JG 6010 07  | 6          | 22       |
| JG 6010 11  | 12         | 28       |
| JG 6010 12  | 13         | 28       |
| JG 6012 09  | 8          | 32       |
| JG 6012 11  | 18         | 34       |
| JG 6012 13  | 25         | 34       |
| JG 6012 21  | 7          | 32       |
| JG 6012 21  | 13         | 32       |
| JG 6012 29  | 17         | 34       |
| JG 6012 30  | 31         | 34       |
| JG 6012 34  | 8          | 32       |
| JG 6012 35  | 17         | 34       |
| JG 6012 37  | 16         | 32       |
| JG 6012 37  | 16B        | 34       |
| JG 6214 12  | 3          | 50       |
| JG 6214 13  | 2          | 50       |
| JG 6214 17  | 7          | 50       |
| JH 1710 48  | 14         | 46       |
| JL 1110 54  | 4          | 56       |
| JL 1110 78  | 6          | 58       |
| JL 1110 81  | 3          | 58       |
| JL 1110 82  | 4          | 58       |
| JL 1110 92  | 7          | 56       |
| JL 1110 93  | 8          | 56       |
| JL 1111 02  | 33         | 102      |

# Parts Index



| Part Number | Figure No. | Page No. |
|-------------|------------|----------|
| JL 1111 03  | 2          | 58       |
| JL 1111 06  | 1          | 58       |
| JL 1111 83  | 1          | 58       |
| JL 1112 33  | 1          | 58       |
| JL 1130 00  | 8          | 62       |
| JL 1130 02  | 1          | 62       |
| JL 1130 07  | 2          | 62       |
| JL 1130 12  | 3          | 62       |
| JL 1130 13  | 12         | 62       |
| JL 1130 14  | 14         | 62       |
| JL 1130 15  | 16         | 64       |
| JL 1130 16  | 15         | 62       |
| JL 1130 26  | 13         | 62       |
| JL 1130 27  | 17         | 64       |
| JL 1130 33  | 4          | 62       |
| JL 1130 33  | 7          | 82       |
| JL 1130 34  | 7          | 62       |
| JL 1130 36  | 21C        | 64       |
| JL 1130 38  | 19         | 64       |
| JL 1130 43  | 25         | 64       |
| JL 1130 57  | 7          | 62       |
| JL 1130 60  | 16         | 64       |
| JL 1132 01  | 9          | 68       |
| JL 1132 07  | 7          | 68       |
| JL 1132 09  | 15         | 68       |
| JL 1132 10  | 3          | 68       |
| JL 1132 12  | 8          | 68       |
| JL 1134 00  | 1          | 56       |
| JL 1134 01  | 2          | 56       |
| JL 1138 00  | 9          | 124      |
| JL 1138 03  | 13         | 124      |
| JL 1138 09  | 12         | 58       |
| JL 1138 10  | 24         | 124      |
| JL 1138 11  | 22         | 124      |
| JL 1138 12  | 23         | 124      |

| Part Number | Figure No. | Page No. |
|-------------|------------|----------|
| JL 1138 27  | 19         | 4        |
| JL 1138 29  | 23         | 130      |
| JL 1138 30  | 3          | 46       |
| JL 1138 32  | 2          | 100      |
| JL 1138 34  | 12         | 66       |
| JL 1138 35  | 16         | 74       |
| JL 1210 01  | 15         | 90       |
| JL 1210 05  | 1          | 90       |
| JL 1210 06  | 30         | 92       |
| JL 1210 07  | 29         | 92       |
| JL 1210 08  | 13         | 90       |
| JL 1220 01  | 8          | 60       |
| JL 1220 02  | 7          | 60       |
| JL 1220 03  | 10         | 60       |
| JL 1220 04  | 13         | 60       |
| JL 1220 06  | 1          | 60       |
| JL 1220 08  | 14         | 60       |
| JL 1220 09  | 9          | 60       |
| JL 1220 13  | 3          | 60       |
| JL 1220 26  | 17         | 60       |
| JL 1310 00  | 7          | 72       |
| JL 1310 01  | 13         | 72       |
| JL 1310 04  | 3          | 70       |
| JL 1310 04  | 1          | 72       |
| JL 1310 05  | 5          | 72       |
| JL 1310 06  | 1          | 70       |
| JL 1312 03  | 13         | 78       |
| JL 1312 09  | 4          | 70       |
| JL 1312 11  | 15         | 78       |
| JL 1312 16  | 5          | 78       |
| JL 1312 18  | 16         | 78       |
| JL 1312 19  | 5          | 70       |
| JL 1312 20  | 6          | 80       |
| JL 1312 25  | 7          | 78       |
| JL 1312 26  | 11         | 78       |

# Parts Index



| Part Number | Figure No. | Page No. |
|-------------|------------|----------|
| JL 1814 26  | 1          | 120      |
| JL 1814 27  | 13         | 110      |
| JL 1814 32  | 18         | 104      |
| JL 1814 33  | 16         | 66       |
| JL 1814 36  | 20         | 66       |
| JL 1814 37  | 11         | 110      |
| JL 1814 39  | 17         | 148      |
| JL 1814 40  | 1          | 32       |
| JL 1814 47  | 2          | 104      |
| JL 1814 48  | 5          | 104      |
| JL 1814 49  | 1          | 104      |
| JL 1814 50  | 6          | 104      |
| JL 1814 52  | 1          | 94       |
| JL 1814 53  | 4          | 120      |
| JL 1814 55  | 17         | 110      |
| JL 1814 56  | 11         | 104      |
| JL 1814 57  | 12         | 104      |
| JL 1814 64  | 4          | 66       |
| JL 1814 68  | 24         | 66       |
| JL 1910 01  | 1          | 54       |
| JL 1910 04  | 7          | 54       |
| JL 1910 08  | 30         | 102      |
| JL 1910 09  | 31         | 102      |
| JL 2310 03  | 2          | 132      |
| JL 2312 01  | 1          | 134      |
| JL 2312 02  | 6          | 134      |
| JL 2312 03  | 2          | 134      |
| JL 2312 09  | 15         | 134      |
| JL 2312 11  | 6          | 134      |
| JL 2312 13  | 1          | 134      |
| JL 2312 14  | 2          | 134      |
| JL 2314 04  | 3          | 134      |
| JL 2314 05  | 4          | 134      |
| JL 2316 00  | 23         | 88       |
| JL 2316 00  | 8          | 134      |

| Part Number | Figure No. | Page No. |
|-------------|------------|----------|
| JL 2316 01  | 22         | 88       |
| JL 2316 01  | 9          | 134      |
| JL 2326 04  | 12         | 54       |
| JL 2326 05  | 18         | 88       |
| JL 2326 05  | 2          | 96       |
| JL 2328 05  | 6          | 124      |
| JL 2328 08  | 20         | 124      |
| JL 2328 10  | 1          | 126      |
| JL 2328 11  | 8          | 126      |
| JL 2328 24  | 6          | 124      |
| JL 2330 02  | 11         | 142      |
| JL 2330 03  | 10         | 148      |
| JL 2330 04  | 10         | 138      |
| JL 2330 05  | 11         | 148      |
| JL 2330 15  | 9          | 38       |
| JL 2331 53  | 12         | 148      |
| JL 2331 55  | 14         | 148      |
| JL 2332 49  | 15         | 142      |
| JL 2332 50  | 15         | 142      |
| JL 2332 55  | 12         | 142      |
| JL 2332 56  | 12         | 142      |
| JL 2332 63  | 15         | 142      |
| JL 2332 64  | 15         | 142      |
| JL 2332 69  | 12         | 142      |
| JL 2332 70  | 12         | 142      |
| JL 2332 92  | 15         | 142      |
| JL 2332 93  | 15         | 142      |
| JL 2332 98  | 12         | 142      |
| JL 2332 99  | 12         | 142      |
| JL 2333 16  | 10         | 142      |
| JL 2333 18  | 21         | 144      |
| JL 3510 03  | 3          | 52       |
| JL 3510 09  | 2          | 52       |
| JL 3510 38  | 3          | 52       |
| JL 3512 00  | 10         | 52       |

# Parts Index



| Part Number | Figure No. | Page No. |
|-------------|------------|----------|
| JL 3512 01  | 14         | 52       |
| JL 3512 02  | 15         | 52       |
| JL 3512 18  | 9          | 52       |
| JL 3512 19  | 22         | 52       |
| JL 3512 30  | 15         | 52       |
| JL 3512 32  | 14         | 52       |
| JL 3512 41  | 10         | 52       |
| JL 3512 46  | 10         | 52       |
| JL 3516 00  | 1          | 50       |
| JL 3518 00  | 7          | 26       |
| JL 4010 02  | 7          | 124      |
| JL 4010 02  | 12         | 126      |
| JL 4010 04  | 1          | 122      |
| JL 4010 04  | 2          | 122      |
| JL 4010 06  | 1          | 122      |
| JL 4010 06  | 2          | 122      |
| JL 4010 12  | 9          | 116      |
| JL 4010 16  | 21         | 124      |
| JL 4010 17  | 8          | 120      |
| JL 4014 00  | 20         | 88       |
| JL 4014 01  | 21         | 88       |
| JL 4014 02  | 10         | 68       |
| JL 4014 03  | 19         | 88       |
| JL 4014 05  | 21         | 88       |
| JL 4014 06  | 5          | 82       |
| JL 4014 09  | 20         | 88       |
| JL 4014 11  | 13         | 86       |
| JL 4016 00  | 8          | 128      |
| JL 4016 02  | 8          | 128      |
| JL 4018 01  | 13         | 128      |
| JL 4018 03  | 12         | 128      |
| JL 4018 04  | 25         | 130      |
| JL 4020 01  | 1          | 52       |
| JL 4020 07  | 1          | 52       |
| JL 4022 01  | 5          | 128      |

| Part Number | Figure No. | Page No. |
|-------------|------------|----------|
| JL 4022 02  | 6          | 128      |
| JL 4022 03  | 1          | 128      |
| JL 4022 08  | 17         | 128      |
| JL 4022 20  | 1          | 128      |
| JL 4022 35  | 1          | 128      |
| JL 4022 45  | 1          | 128      |
| JL 4024 00  | 1          | 110      |
| JL 4024 03  | 8          | 110      |
| JL 4024 05  | 1          | 110      |
| JL 4024 09  | 1          | 110      |
| JL 4024 12  | 1          | 110      |
| JL 4026 00  | 6          | 96       |
| JL 4026 02  | 6          | 96       |
| JL 4030 00  | 2          | 128      |
| JL 4036 00  | 14         | 68       |
| JL 5010 03  | 1          | 22       |
| JL 5010 40  | 1          | 22       |
| JL 5010 63  | 1          | 22       |
| JL 5110 01  | 2          | 2        |
| JL 5110 02  | 1          | 2        |
| JL 5110 09  | 3          | 6        |
| JL 5110 10  | 2          | 8        |
| JL 5110 11  | 3          | 8        |
| JL 5110 16  | 3          | 42       |
| JL 5110 22  | 6          | 6        |
| JL 5110 29  | 11         | 6        |
| JL 5110 53  | 4          | 6        |
| JL 5110 56  | 20         | 4        |
| JL 5110 58  | 1          | 4        |
| JL 5110 58  | 10         | 4        |
| JL 5110 61  | 3          | 4        |
| JL 5110 80  | 4          | 6        |
| JL 5111 12  | 7          | 6        |
| JL 5112 05  | 6          | 8        |
| JL 5112 19  | 7          | 6        |

# Parts Index



| Part Number | Figure No. | Page No. | Part Number | Figure No. | Page No. |
|-------------|------------|----------|-------------|------------|----------|
| JL 5112 20  | 6          | 10       | JL 5614 09  | 14         | 20       |
| JL 5112 21  | 5          | 10       | JL 5614 10  | 15         | 20       |
| JL 5112 22  | 8          | 10       | JL 5710 01  | 26         | 24       |
| JL 5112 31  | 6          | 10       | JL 5810 00  | 1          | 44       |
| JL 5112 41  | 1          | 10       | JL 5810 15  | 11         | 44       |
| JL 5112 49  | 6          | 8        | JL 5810 16  | 10         | 44       |
| JL 5112 50  | 5          | 10       | JL 5810 23  | 2          | 44       |
| JL 5112 54  | 7          | 8        | JL 5810 25  | 4          | 44       |
| JL 5210 02  | 4          | 12       | JL 5810 27  | 4          | 42       |
| JL 5310 03  | 16         | 10       | JL 5810 50  | 1          | 44       |
| JL 5312 05  | 7          | 22       | JL 5810 65  | 13         | 4        |
| JL 5312 05  | 1          | 28       | JL 5810 66  | 9          | 4        |
| JL 5412 03  | 7          | 38       | JL 5812 01  | 1          | 42       |
| JL 5412 07  | 12         | 36       | JL 5812 02  | 24         | 42       |
| JL 5412 08  | 5          | 38       | JL 5812 03  | 25         | 42       |
| JL 5412 10  | 13         | 36       | JL 5812 04  | 18         | 42       |
| JL 5412 18  | 19         | 36       | JL 5812 05  | 19         | 42       |
| JL 5412 22  | 18         | 36       | JL 5812 06  | 20         | 42       |
| JL 5412 23  | 10         | 38       | JL 5812 15  | 1          | 42       |
| JL 5412 27  | 8          | 36       | JL 5813 00  | 2          | 42       |
| JL 5412 30  | 20         | 36       | JL 5824 00  | 11         | 4        |
| JL 5412 31  | 21         | 36       | JL 5824 02  | 6          | 4        |
| JL 5412 37  | 26         | 24       | JL 5910 48  | 2          | 48       |
| JL 5412 43  | 1          | 38       | JL 5910 52  | 1          | 48       |
| JL 5412 44  | 1          | 38       | JL 5910 75  | 9          | 48       |
| JL 5412 45  | 2          | 38       | JL 5910 86  | 16         | 48       |
| JL 5412 46  | 13         | 36       | JL 5911 44  | 4          | 48       |
| JL 5514 07  | 17         | 40       | JL 5911 48  | 17         | 48       |
| JL 5612 05  | 8          | 20       | JL 5911 56  | 7          | 48       |
| JL 5612 06  | 7          | 20       | JL 5911 57  | 18         | 48       |
| JL 5614 01  | 1          | 20       | JL 5911 65  | 8          | 48       |
| JL 5614 04  | 2          | 20       | JL 5911 96  | 1          | 48       |
| JL 5614 05  | 4          | 20       | JL 5912 26  | 2          | 48       |
| JL 5614 07  | 7          | 20       | JL 6010 00  | 6          | 32       |
| JL 5614 08  | 8          | 20       | JL 6010 05  | 12         | 28       |

# Parts Index



| Part Number | Figure No. | Page No. | Part Number | Figure No. | Page No. |
|-------------|------------|----------|-------------|------------|----------|
| JL 6010 10  | 29         | 24       | JL 7602 5P  | 4          | 136      |
| JL 6012 00  | 15         | 32       | JL 7801 5P  | 7          | 138      |
| JL 6012 09  | 9          | 32       | JN 3516 04  | 16         | 128      |
| JL 6012 09  | 21         | 34       | JU 1318 01  | 17         | 72       |
| JL 6012 10  | 1          | 32       | JU 1318 02  | 22         | 78       |
| JL 6012 12  | 11         | 32       | JU 2312 05  | 14         | 134      |
| JL 6012 13  | 24         | 34       | JU 2312 07  | 13         | 134      |
| JL 6012 14  | 25         | 34       | JU 2328 00  | 3          | 124      |
| JL 6012 15  | 19         | 34       | JU 2328 00  | 2          | 126      |
| JL 6012 16  | 30         | 34       | JU 5312 13  | 1          | 28       |
| JL 6012 17  | 33         | 34       | JU 5312 15  | 1          | 28       |
| JL 6012 18  | 32         | 34       | JU 5410 05  | 13         | 22       |
| JL 6012 19  | 10         | 32       | JU 5410 18  | 4          | 26       |
| JL 6012 19  | 10         | 32       | JU 5514 01  | 6          | 36       |
| JL 6012 20  | 9          | 32       | JU 5514 02  | 10         | 40       |
| JL 6012 20  | 9          | 32       | JU 5514 04  | 1          | 40       |
| JL 6012 21  | 11         | 32       | JU 5514 06  | 9          | 40       |
| JL 6012 25  | 12A        | 6        | JU 5710 00  | 1          | 30       |
| JL 6012 27  | 24         | 34       | JW 1710 15  | 4          | 32       |
| JL 6012 28  | 12         | 32       | JW 1812 36  | 3          | 94       |
| JL 6012 31  | 4          | 32       | JY 1138 42  | 8          | 46       |
| JL 6012 34  | 15         | 32       | JY 1510 11  | 26         | 92       |
| JL 6012 35  | 21         | 34       | JY 1710 69  | 11         | 46       |
| JL 6012 37  | 12         | 6        | JY 1710 70  | 5          | 46       |
| JL 7301 5P  | 2          | 136      | JY 1710 77  | 1          | 46       |
| JL 7302 5N  | 3          | 136      | JY 1710 90  | 7          | 46       |
| JL 7401 5M  | 1          | 136      | JY 1718 25  | 10         | 46       |
| JL 7401 5N  | 1          | 136      | JY 1812 55  | 17         | 114      |
| JL 7401 5P  | 1          | 136      | JY 1812 84  | 12         | 120      |
| JL 7401 5Q  | 1          | 136      | JY 1812 84  | 6          | 126      |
| JL 7501 5L  | 4          | 146      | JY 5410 47  | 4          | 22       |
| JL 7501 X3  | 6          | 138      | JY 5410 58  | 10         | 26       |
| JL 7501 X3  | 4          | 146      | JY 5514 02  | 11         | 50       |
| JL 7601 5P  | 5          | 138      | JY 5710 30  | 14         | 26       |
| JL 7602 5M  | 4          | 136      | JY 6012 35  | 16A        | 34       |

# Parts Index



| Part Number | Figure No. | Page No. |
|-------------|------------|----------|
| JZ 1130 61  | 21A        | 64       |
| JZ 1710 55  | 2          | 46       |
| JZ 4010 13  | 7          | 128      |
| KA AB08 20  | 16         | 84       |
| KA CA05 20  | 6          | 66       |
| KA CA06 10  | 12         | 134      |
| KA CA06 16  | 6          | 66       |
| KA CA06 35  | 11         | 134      |
| KA CA08 20  | 6          | 62       |
| KA CA08 30  | 8          | 66       |
| KA CB05 14  | 6          | 110      |
| KA CB05 16  | 3          | 96       |
| KA CB06 22  | 7          | 134      |
| KA Cb08 35  | 19         | 118      |
| KA CH05 14  | 6          | 110      |
| KA CH08 35  | 19         | 118      |
| KA DA05 12  | 23         | 104      |
| KA DA06 12  | 17         | 84       |
| KA DA06 30  | 7          | 44       |
| KA DA06 30  | 17         | 48       |
| KA DA06 30  | 22         | 104      |
| KA DA06 30  | 21         | 52       |
| KA DA06 35  | 16         | 48       |
| KA DB05 16  | 13         | 68       |
| KA DC06 16  | 10         | 120      |
| KA DD06 10  | 10         | 124      |
| KA DD06 10  | 11         | 126      |
| KA DD06 12  | 27         | 98       |
| KA DD06 14  | 26         | 80       |
| KA DD06 35  | 18         | 4        |
| KA DD08 25  | 17         | 124      |
| KA DD08 30  | 13         | 74       |
| KA DE06 10  | 18         | 64       |
| KA DE06 14  | 10A        | 116      |
| KA DE06 20  | 11         | 54       |

| Part Number | Figure No. | Page No. |
|-------------|------------|----------|
| KA DF06 10  | 4          | 52       |
| KA DF06 12  | 19         | 114      |
| KA DF06 14  | 8          | 66       |
| KA DF06 14  | 7          | 108      |
| KA DF06 16  | 5          | 58       |
| KA DF06 16  | 27         | 80       |
| KA DF06 22  | 11         | 54       |
| KA DF06 30  | 16         | 4        |
| KA DF06 80  | 20         | 114      |
| KA DF08 20  | 7          | 66       |
| KA DM05 08  | 4          | 4        |
| KA DM06 10  | 6          | 44       |
| KA DP05 16  | 27         | 24       |
| KA DQ06 20  | 11         | 10       |
| KA DQ06 20  | 14         | 28       |
| KA DQ06 25  | 14         | 48       |
| KA DQ06 25  | 1A         | 50       |
| KA DQ06 30  | 14         | 36       |
| KA DQ06 30  | 6          | 38       |
| KA DQ06 45  | 8          | 38       |
| KA DT06 12  | 21         | 80       |
| KA EA06 12  | 4          | 46       |
| KA EA06 22  | 10         | 84       |
| KA ED06 08  | 7          | 84       |
| KA ED06 12  | 6          | 84       |
| KA EF06 10  | 18         | 64       |
| KA EG06 20  | 18         | 120      |
| KA EM06 22  | 3          | 44       |
| KA EQ06 16  | 27         | 24       |
| KA EQ06 20  | 10         | 6        |
| KA EQ06 20  | 11         | 10       |
| KA EQ06 20  | 14         | 28       |
| KA EQ06 30  | 14         | 36       |
| KA EQ06 30  | 6          | 38       |
| KA EQ06 40  | 20         | 26       |

# Parts Index



| Part Number | Figure No. | Page No. |
|-------------|------------|----------|
| KA EQ06 45  | 8          | 38       |
| KB BA04 08  | 12         | 72       |
| KB BA05 12  | 24         | 80       |
| KB BA05 14  | 4          | 126      |
| KB BC05 12  | 10         | 66       |
| KB BG06 12  | 19         | 26       |
| KB RD42 13  | 5          | 108      |
| KB UA05 14  | 8          | 124      |
| KB UA05 16  | 19         | 66       |
| KB UA05 16  | 12         | 116      |
| KB UA06 12  | 4          | 94       |
| KB UA06 12  | 27         | 102      |
| KB UA06 12  | 2          | 108      |
| KB UA06 16  | 14         | 116      |
| KB UA06 20  | 18         | 114      |
| KB UB04 10  | 8          | 114      |
| KB UB05 12  | 2          | 94       |
| KB UB05 16  | 8          | 100      |
| KB UC06 25  | 13         | 120      |
| KB UC06 25  | 7          | 126      |
| KB UF04 08  | 8          | 114      |
| KC AA05 04  | 3          | 110      |
| KC GA05 05  | 7          | 96       |
| KC GA05 05  | 5          | 126      |
| KC GA10 10  | 3          | 122      |
| KC GD06 06  | 15         | 124      |
| KC GD10 10  | 3          | 122      |
| KC GF06 06  | 17         | 4        |
| KD AA04 08  | 8          | 104      |
| KD AA04 08  | 15         | 110      |
| KD AA05 10  | 9          | 66       |
| KD AA05 10  | 10         | 110      |
| KD AA06 11  | 25         | 118      |
| KD AA10 18  | 16         | 134      |
| KD BA05 12  | 10         | 104      |

| Part Number | Figure No. | Page No. |
|-------------|------------|----------|
| KD BA05 12  | 14         | 104      |
| KD BA05 12  | 7          | 116      |
| KD BA05 12  | 6          | 120      |
| KD BA06 13  | 11         | 120      |
| KD BA08 18  | 3          | 86       |
| KD BB05 12  | 24         | 106      |
| KD BE06 13  | 10         | 134      |
| KD DB04 08  | 11         | 72       |
| KD DB06 12  | 28         | 34       |
| KE AA11 10  | 4          | 30       |
| KE AB10 10  | 4          | 30       |
| KE BA37 15  | 9          | 26       |
| KJ AC18 24  | 8          | 6        |
| KP AC60 05  | 8          | 78       |
| KP BC62 02  | 3          | 72       |
| KP BC62 02  | 3          | 78       |
| KP BC63 02  | 4          | 78       |
| LA A000 10  | 14         | 110      |
| LA A000 19  | 10         | 78       |
| LA C000 08  | 14         | 114      |
| LA C000 16  | 11         | 62       |
| LA C000 17  | 5          | 134      |
| LA C000 19  | 2          | 60       |
| LA C000 20  | 4          | 86       |
| LA C000 22  | 10         | 100      |
| LA C000 22  | 28         | 106      |
| LA C000 24  | 6          | 18       |
| LA C000 34  | 26         | 106      |
| LA C000 35  | 5          | 134      |
| LA C000 36  | 11         | 114      |
| LA C000 37  | 9          | 114      |
| LA C000 45  | 11         | 62       |
| LA C000 48  | 11         | 134      |
| LA C000 49  | 12         | 134      |
| LA C000 54  | 14         | 114      |

# Parts Index



| Part Number | Figure No. | Page No. | Part Number | Figure No. | Page No. |
|-------------|------------|----------|-------------|------------|----------|
| LA C000 59  | 8          | 86       | LB U000 09  | 12         | 116      |
| LA C000 63  | 25         | 106      | LB U000 09  | 1          | 124      |
| LA C000 86  | 10         | 28       | LB U000 23  | 21         | 66       |
| LA D000 37  | 13         | 74       | LB U000 23  | 10         | 108      |
| LA D000 40  | 26         | 34       | LB U000 30  | 2          | 120      |
| LA D000 40  | 12         | 134      | LC A000 08  | 4          | 124      |
| LA D000 40  | 9          | 58       | LC A000 09  | 12         | 78       |
| LA D000 63  | 27         | 24       | LC D000 01  | 11         | 14       |
| LA D000 77  | 2          | 4        | LC G000 06  | 19         | 48       |
| LA D000 77  | 5          | 22       | LC G000 08  | 9          | 126      |
| LA D000 81  | 21         | 26       | LC J000 02  | 15         | 72       |
| LA D000 82  | 14         | 32       | LC J000 02  | 19         | 78       |
| LA D001 20  | 19         | 120      | LC L000 04  | 12         | 78       |
| LA D001 29  | 5          | 2        | LD A000 07  | 24         | 102      |
| LA D001 35  | 6          | 68       | LD A000 07  | 7          | 116      |
| LA DA06 10  | 26         | 88       | LD A000 08  | 2          | 6        |
| LA E000 10  | 7          | 52       | LD A000 13  | 10         | 62       |
| LA E000 14  | 2          | 26       | LD B000 07  | 7          | 110      |
| LA E000 16  | 8          | 8        | LD B000 10  | 4          | 14       |
| LA E000 17  | 28         | 16       | LD B000 10  | 8          | 50       |
| LA E000 18  | 6          | 30       | LD B000 18  | 15         | 80       |
| LA E000 21  | 5          | 84       | LD B000 20  | 3          | 36       |
| LA E000 41  | 14         | 32       | LD B000 23  | 8          | 44       |
| LA E000 42  | 16         | 50       | LD B000 23  | 15         | 66       |
| LA J000 18  | 4          | 56       | LD B000 23  | 27         | 106      |
| LB B000 06  | 12         | 22       | LD B000 23  | 8          | 108      |
| LB B000 07  | 21         | 24       | LD B000 29  | 14         | 72       |
| LB B000 07  | 3          | 26       | LD B000 29  | 18         | 78       |
| LB B000 07  | 19         | 26       | LD B000 51  | 9          | 28       |
| LB R000 02  | 9          | 104      | LD C000 01  | 17         | 134      |
| LB R000 02  | 8          | 116      | LD H000 02  | 13         | 14       |
| LB R000 02  | 7          | 120      | LD H000 02  | 5          | 50       |
| LB S000 01  | 4          | 116      | LE B000 01  | 4          | 10       |
| LB S000 02  | 4          | 116      | LE B000 01  | 28         | 24       |
| LB U000 09  | 8          | 100      | LJ A000 04  | 14A        | 26       |

# Parts Index



| Part Number | Figure No. | Page No. | Part Number | Figure No. | Page No. |
|-------------|------------|----------|-------------|------------|----------|
| LJ A000 05  | 13         | 32       |             |            |          |
| NA          | 20         | 152      |             |            |          |
| NA          | 21         | 152      |             |            |          |
| PA 1812 92  | 23         | 118      |             |            |          |
| PA 1812 93  | 24         | 118      |             |            |          |
| PA 4022 04  | 19         | 124      |             |            |          |
| PA 4022 04  | 20         | 130      |             |            |          |
| PA 5810 38  | 5          | 4        |             |            |          |
| PD 1510 06  | 11         | 58       |             |            |          |
| PD 1716 16  | 15         | 46       |             |            |          |
| YJ L020 05  | 9          | 116      |             |            |          |
| YJ L020 06  | 20         | 118      |             |            |          |
| YJ L040 05  | 11         | 80       |             |            |          |
| YJ L040 06  | 12         | 80       |             |            |          |
| YJ L060 03  | 23         | 120      |             |            |          |
| YJ L060 04  | 8A         | 120      |             |            |          |